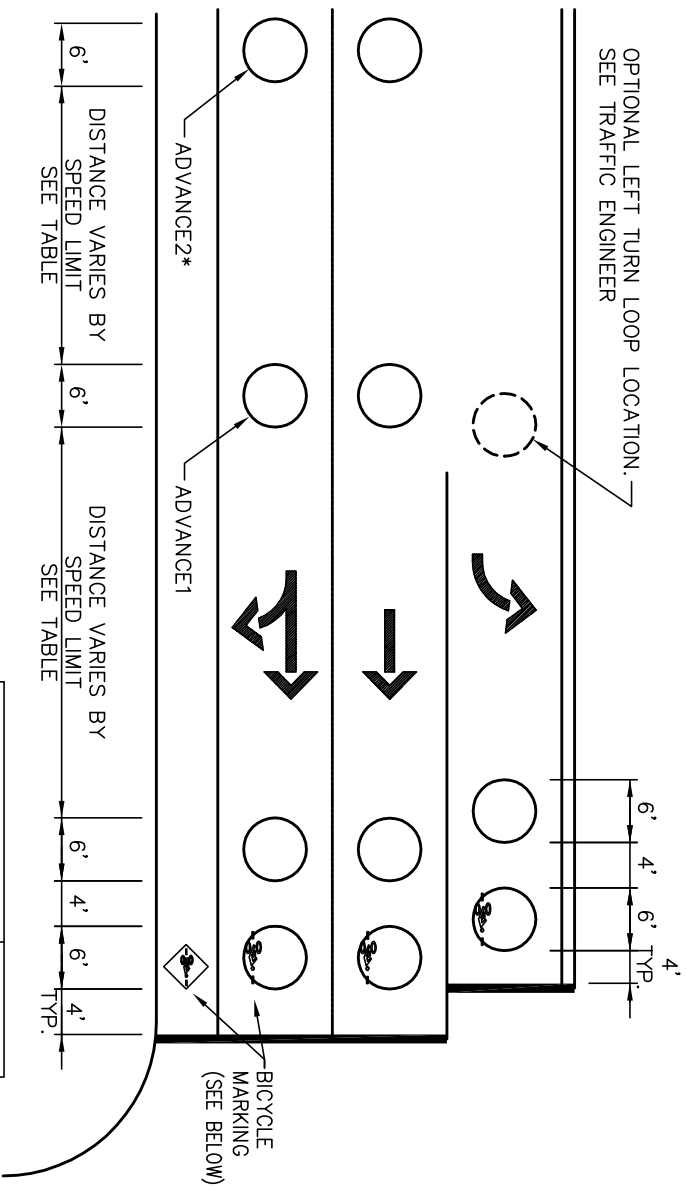


TYPICAL LOOP AND MARKING LAYOUT

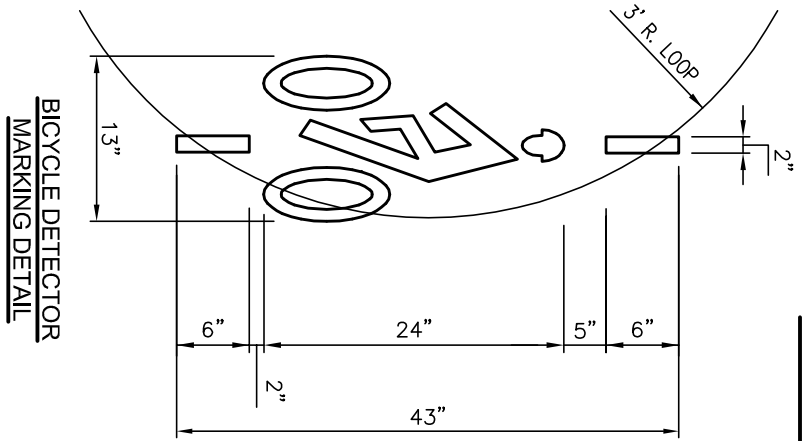
*USE ADVANCE2 ON HIGHER VOLUME STREETS.
SEE TRAFFIC ENGINEER FOR DIRECTION.




| POSTED SPEED LIMIT | DISTANCE |
|--------------------|----------|
| 25 MPH | 73 FEET |
| 30 MPH | 88 FEET |
| 35 MPH | 103 FEET |
| 40 MPH | 120 FEET |

LOOP DISTANCE TABLE

BICYCLE MARKING DETAILS




DIRECTION OF TRAVEL



LOCATE MARKING ON RIGHT SIDE OF LOOP FOR ALL LANES

ROUND LOOP
(ALWAYS RIGHT SIDE)



SQUARE LOOP
(ALWAYS RIGHT SIDE) (ALWAYS CENTERED)



BIKE LOOP

NOTES:

1. PRE MARK® PERFORMED THERMOPLASTIC, 90 mil, OR APPROVED EQUAL (PART NUMBER 89230577(+)(HS).
2. MARKING SHALL ALWAYS FACE LEFT AND HAVE A HELMET.
3. MARKING TYPICALLY NOT USED IN RIGHT ONLY LANES WHERE RIGHT ON RED IS ALLOWED.

| | |
|----------------|----------|
| DRAWING NUMBER | SL-290-1 |
| SCALE | NONE |
| REVISION DATE | 12/16 |
| DEPARTMENT | TRANS |

LOOP DETECTOR LAYOUT AND BICYCLE MARKING

