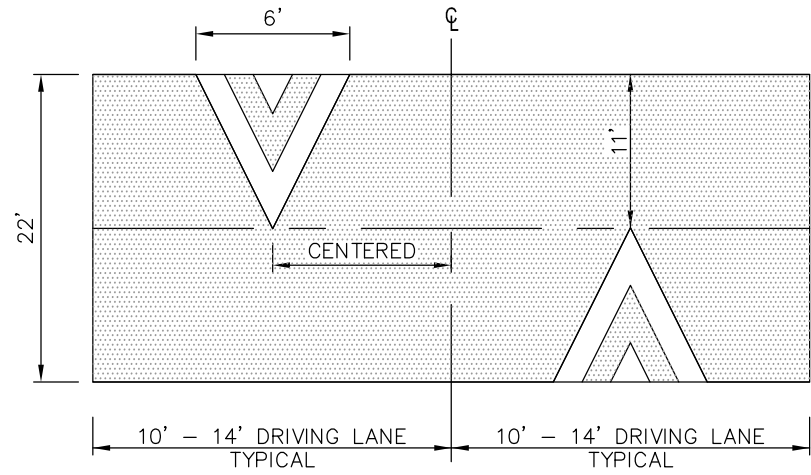


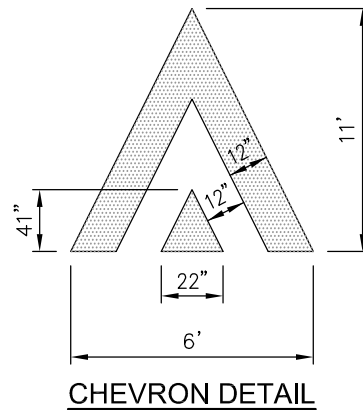
SPEED HUMP MARKING AND SIGNING



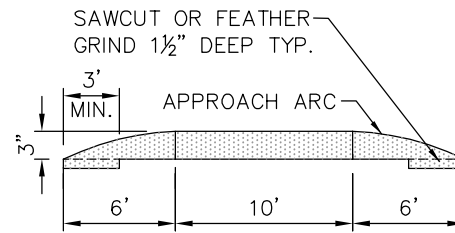
MARKING DETAIL

NOTES:

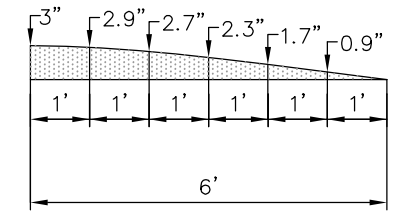
1. SAWCUT OR FEATHER GRIND TO KEY IN SPEED HUMP. SEE SECTION A-A.
2. SIGN LOCATIONS SHALL BE VERIFIED BY THE ENGINEER PRIOR TO INSTALLATION.
3. SPEED HUMP CHEVRON MARKING SHALL BE THERMOPLASTIC, HEAT FUSED PREFORMED, 90 MIL., OR EQUAL APPROVED BY THE ENGINEER.
4. FOR A SERIES OF SPEED HUMPS IN CLOSE PROXIMITY, THE ADVISORY SPEED PLAQUE MAY BE ELIMINATED ON ALL BUT THE FIRST SPEED BUMP SIGN IN THE SERIES FOR EACH DIRECTION OF TRAVEL.
5. SPEED HUMP SHALL BE CONSTRUCTED ON TOP OF NEW OR EXISTING WEARING COURSE USING CITY PROVIDED TEMPLATE, 48 HOURS NOTICE REQUIRED.



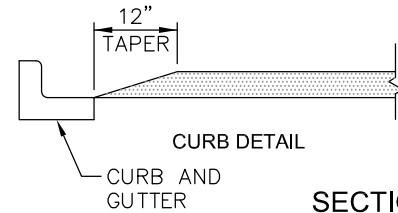
CHEVRON DETAIL



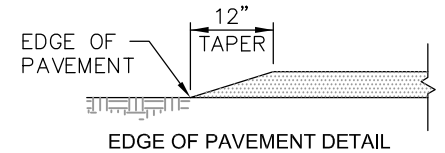
SECTION A-A



APPROACH ARC DETAIL



CURB DETAIL



EDGE OF PAVEMENT DETAIL

SECTION B-B



City of Bellevue

ELONGATED SPEED HUMP

DRAWING NUMBER	RC-180-1
SCALE	NONE
REVISION DATE	12/17
DEPARTMENT	TRANS