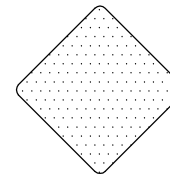
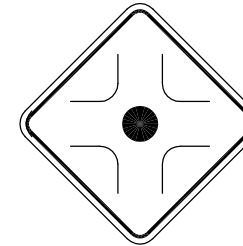


TYPICAL TRAFFIC CIRCLE

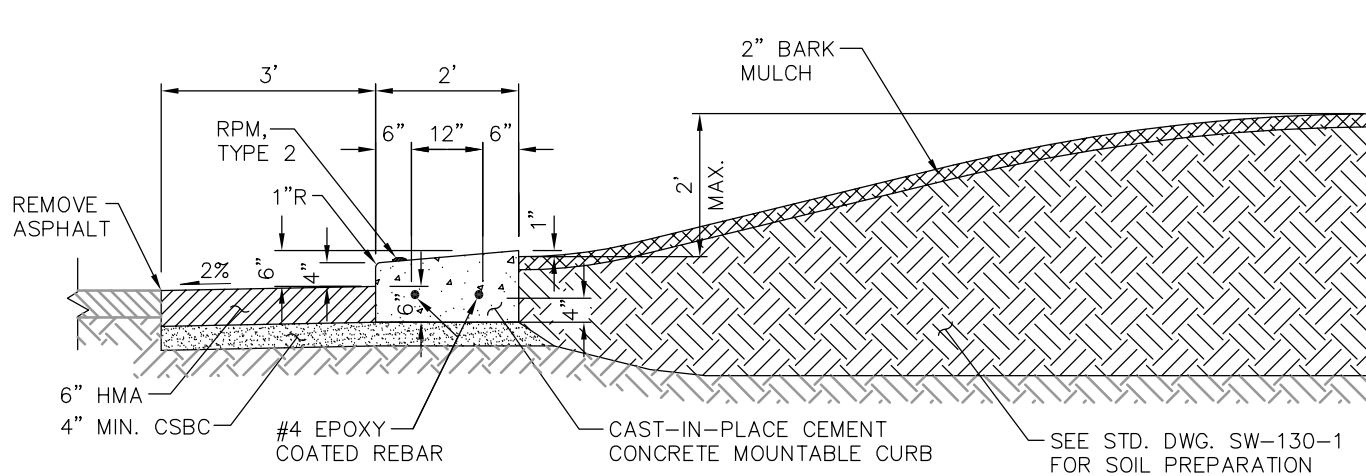


18" X 18" YELLOW HIGH INTENSITY TYPE 1 OBJECT MARKER PLACED IN TRAFFIC CIRCLE FOR EACH APPROACH. ALL SIGNS TO BE MOUNTED ON SINGLE POST. LOCATION TO BE DETERMINED BY ENGINEER. SIGN HEIGHT: 5' FROM BOTTOM OF LOWER SIGN TO BARK MULCH.



30" X 30" BLACK ON YELLOW PLACED 75' TO 100' BACK FROM TRAFFIC CIRCLE ON EACH APPROACH. SEE STD. DWG. SG-100-1 FOR POST TYPE AND INSTALLATION.

SIGNING



TYPICAL SECTION

NOTES:

1. LANDSCAPING TO BE DETERMINED BY TRANSPORTATION/PARKS STAFF.
2. MONUMENT PROTECTION/PRESERVATION: NOTIFY C.O.B. SURVEYING PRIOR TO MONUMENT ADJUSTMENT. RAISE MONUMENT TO GRADE IN APPROPRIATE CASING.
3. CONCRETE SHALL BE AIR ENTRAINED CLASS 4000 PER SECTION 6-02 OF WSDOT STANDARD SPECIFICATIONS.



TRAFFIC CIRCLE DETAILS

DRAWING NUMBER	RC-140-1
SCALE	NONE
REVISION DATE	3/18
DEPARTMENT	TRANS