

Plant Right

Plants grown in the right conditions thrive without a lot of care, water, fertilizer, or pesticides. In the wrong situation, plants will struggle no matter how much attention you give them. Follow these simple steps to choose plants that are well adapted to your garden. You will enjoy your garden more, and save time and money for years to come.

- 🌿 **Know your site conditions.**
- 🌿 **Choose plants that will thrive in each location.**
- 🌿 **Plant right for a good start.**

Know Your Site Conditions

Many plants are particular about the amount of sun, fertility, water, and heat they receive. Before selecting plants for your garden, use the *Garden Design* and *Soil* guides to help identify these important conditions in your garden and figure out which plants can help you create the garden areas you want.

Choose Plants That Will Thrive in Each Location

Picking the right plant requires matching each plant's needs with what you and your garden can provide. To get you started, the chart inside this guide includes some easy-to-grow plants that thrive in varied soils with little care or water once established, as long as they get the proper amount of sunlight or shade.



Make a list of plants you like, then check out the *Resources* at the end of this guide to find plants that will thrive in your garden.

Visit the Waterwise Garden at Bellevue Botanical Garden to see great plants for sunny spots, shade and in-between.



Plant Right for a Good Start

Whatever you choose to plant will grow better with proper soil preparation and planting methods. Start with these simple steps to grow healthy plants for years to come.

Start With Healthy Soil

Loosen soil throughout planting beds at least 8 to 12 inches deep. Cultivate a 4-foot or larger circle for each shrub or tree planted in lawns or established planting beds.

Mix in compost throughout the planting area—not just in the planting hole. Add 2-3 inches in planting beds and 1-2 inches in lawn areas.

Plant Right

Plant in fall, if possible. Warm soil and cool air encourage strong root growth that will need less irrigation next summer.

Make a hole in the amended soil large enough to spread roots.

Form a firm mound at the bottom of the planting hole. The top of the root ball should be at the soil surface.

Untangle circling roots, cut away root mat from the bottom and spread roots around the hole.

Fill in with the soil removed from the planting hole, and water thoroughly.

Mulch and Water Wisely

Spread mulch over entire planting bed. Keep mulch a few inches away from plant stems. See the *Mulch* guide for more tips.

Water until plants are established. Even most "drought tolerant" plants need irrigation their first few summers. See the *Watering* guide to learn the most efficient methods.


PLACE TOP OF ROOT BALL
AT THE LEVEL IT WAS
GROWING IN THE POT
OR SLIGHTLY HIGHER

MULCH LAYER


WIDE PLANTING HOLE
IN AMENDED SOIL

SPREAD ROOTS OVER MOUND

FIRM MOUND OF SUBSOIL




LIST OF PLANTS Smart choices for year-round interest, easy care, fewer chemicals, and lower water use. For more options, see the *Resources* that follow.



Full Sun Direct sun for several hours through the middle of the day.

 = evergreen



Part Shade A few hours of direct sun each day, but shaded midday or afternoon. Dappled sunlight or open areas north of tall evergreens.

Moderate to Tall Trees (25'+)

<i>Acer campestre</i>	<i>Cornus kousa</i>
<i>Acer griseum</i>	<i>Parrotia persica</i>
<i>Koelreuteria paniculata</i>	<i>Pseudotsuga menziesii</i>
<i>Thuja plicata</i> 'Excelsa'	<i>Robinia pseudoacacia</i> 'Frisia'

Small Trees (Under 20')

<i>Amelanchier x grandiflora</i> 'Autumn Brilliance'	<i>Acer circinatum</i>
<i>Arbutus unedo</i>	<i>Catalpa bignonioides</i> 'Aurea'
<i>Cotinus coggygia</i> 'Royal Purple'	<i>Cornus mas</i>
<i>Malus</i> 'Adirondack'	<i>Lagerstroemia indica</i> (various cultivars)
<i>Pinus flexilis</i> 'Vanderwolf's Pyramid'	<i>Morella californica</i>

Large Shrubs (8' +)

<i>Berberis thunbergii f. atropurpurea</i> 'Rose Glow'	<i>Elaeagnus x ebbingei</i> 'Gilt Edge'
<i>Ceanothus</i> 'Julia Phelps'	<i>Mahonia x media</i> 'Winter Sun'
<i>Choisya</i> 'Aztec Pearl'	<i>Osmaria x burkwoodii</i>
<i>Cotoneaster lacteus</i>	<i>Ribes sanguineum</i> 'King Edward VII'
<i>Weigela florida</i> 'Variegata'	<i>Viburnum tinus</i> 'Spring Bouquet'

Medium Shrubs (3-6')

<i>Brachyglottis greyi</i>	<i>Daphne odora</i> 'Aureomarginata'
<i>Daphne x transatlantica</i> 'Summer Ice'	<i>Hydrangea quercifolia</i>
<i>Osmanthus delavayi</i>	<i>Spiraea japonica</i> 'Walbuma' MAGIC CARPET
<i>Rosmarinus officinalis</i> 'Tuscan Blue'	<i>Symphoricarpos albus</i>
<i>Weigela</i> 'Wine and Roses'	<i>Vaccinium ovatum</i>

Low Shrubs (3' and under)

<i>Berberis thunbergii f. atropurpurea</i> 'Atropurpurea Nana'	<i>Ilex crenata</i> 'Golden Gem'
<i>Calluna vulgaris</i> cultivars	<i>Mahonia nervosa</i>
<i>Erica x darleyensis</i> 'Kramer's Rote'	<i>Prunus laurocerasus</i> 'Mt Vernon'
<i>Lonicera pileata</i>	<i>Sarcococca hookeriana var. humilis</i>
<i>Mahonia repens</i>	<i>Spiraea japonica</i> 'Goldflame'

Ground Covers and Perennials (12" +)

<i>Erica carnea</i> cultivars	<i>Carex oshimensis</i> 'Evergold'
<i>Fragaria chiloensis</i>	<i>Carex testacea</i>
<i>Gaura</i> 'Whirling Butterflies'	<i>Epimedium x rubrum</i>
<i>Geranium</i> cultivars	<i>Helleborus</i> cultivars
<i>Hemerocallis</i> spp	<i>Heuchera</i> cultivars
<i>Nepeta</i> 'Walker's Low'	<i>Mahonia nervosa</i>

Visit the Bellevue Botanical Garden Collection Search at <http://bbgcollection.bellevuewa.gov> for photos and more information on these plants and others found in the garden.



Mahonia x media 'Winter Sun'



RESOURCES

Books

- *Gardening with Native Plants*, by Arthur K. Kruckeberg
- *Landscaping for Wildlife*, by Russell Link
- *Perennials, The Gardener's Reference*, by Susan Carter, Carrie Becker, and Bob Lilly
- *Plants for the Pacific Northwest Coast*, by Jim Pojar and Andy Mckinnon
- *Sunset Western Garden Book*, Kathleen Norris, ed.; Sunset Publishing Corp.
- *The Pacific Northwest Gardener's Book of Lists*, by Ray and Jan Neilan
- *Trees and Shrubs for Pacific Northwest Gardens*, by John and Carol Grant

Web Sites

- **Bellevue Botanical Garden Collection Search**
<http://bbgcollection.bellevuewa.gov>
- **Great Plant Picks**
www.greatplantpicks.org
- **King County Native Plant Guide**
<https://green2.kingcounty.gov/gonative/index.aspx>
- **Washington Native Plant Society**
www.wnps.org

Bellevue's Natural Lawn and Garden website

www.bellevuewa.gov/naturallyardcare.htm

Bellevue's Natural Gardening Guides

Composting Food Scraps • Composting Yard Trimmings • Drip and Soak • Fertilizer • Garden Design • Lawn Alternatives • Lawns • Mulch • Pests, Weeds, and Diseases • Plant Right • Seasonal Calendar • Soil • Watering

For copies, visit Bellevue's Natural Lawn and Garden website (*above*) or call Bellevue Utilities at 425-452-6932.

The Garden Hotline

www.gardenhotline.org or 206-633-0224

Grow Smart, Grow Safe

www.growsmartgrowsafe.org

Natural Yard Care Neighborhoods

www.naturallyardcare.info

Produced by the City of Bellevue with funding from:



Alternate formats available: Voice 425-452-6800 or TTY relay: 711.



Printed on 100% post-consumer recycled-content paper. 12/2016

