

Jensen, Marie

From: Murphy, John
Sent: Friday, September 08, 2017 11:56 AM
To: Trevor Barnyak
Cc: Jensen, Marie
Subject: RE: Limited Access to Gas Station on 108th Ave
Attachments: PilotRestrictionsSE16thMailer-Aug2017.pdf

Dear Trevor,

Thanks for reaching out and seeking clarification. The officer is correct that to access the gas station at Bellevue Way and 108th Ave SE that you can't simply use 108th Ave SE from downtown to the gas station. There are a few options: 1) do as the officer suggested and use Bellevue Way and access the gas station directly off Bellevue Way, 2) using Bellevue Way south to SE 16th St, making a left onto SE 16th St, and then a right onto 108th Ave SE to the gas station.

The city and the Committee (that worked with staff to develop these restrictions) acknowledge that the pilot affects folks adjacent to the restrictions and could add extra travel time and require some motorists to re-route their driving routines. We also recognize that it will take some time for drivers to adjust to the temporary, weekday restrictions. The pilot is in its initial phase and it's important to the city and Committee to see if it is having its intended effect: discouraging commuter traffic during the week in the afternoon commute hours. We recognize that the restrictions may cause you inconveniences and ask for your patience during the next three months so that we can get a sense of whether the pilot is effective in discouraging more traffic.

A [simple survey is available online](#) for you to give feedback on your observations and experiences with the temporary turn restrictions. This feedback is important to understanding the effectiveness of the pilot.

I've attached a brochure explaining why these restrictions were implemented, how they work, and some other FAQs. Please let me know if you have any other questions.

Thanks,
John

JOHN MURPHY | Associate Planner

City of Bellevue | Transportation Department | Neighborhood Traffic Safety Services
450 110th Ave NE | Bellevue, WA 98009
O: 425-452-6967 | <http://www.bellevuewa.gov>

-----Original Message-----

From: Trevor Barnyak [REDACTED]
Sent: Wednesday, September 06, 2017 6:00 PM
To: Murphy, John <JMurphy@bellevuewa.gov>
Subject: Limited Access to Gas Station on 108th Ave

Dear John Murphy,

I'm wondering if the stipulation for restrictions on 108th Ave from 4-7pm Monday through Friday also concern people trying to access the gas station? I was led to believe by the signs that the you just couldn't turn onto Bellevue Way but today I was told by an officer that from now on I can only access the gas station by taking Bellevue Way and then turning left onto 108th Ave heading north. There are only a few gas stations in Bellevue and I'm wondering if from now on if I will have to access the ones that are out of my way like the Chevron on Main St. or the ARCO on NE 8th St. Any clarification would be helpful.

Thank You,

Jensen, Marie

From: Jensen, Marie
Sent: Tuesday, September 12, 2017 7:41 AM
To: Darren Benskin
Cc: [REDACTED] Murphy, John; Jensen, Marie
Subject: RE: Access to our house on SE 17th St. and 108th

Darren,

John & I would be happy to talk with you and Jennifer in person or over the phone. Let us know your availability.

The issue of decals/stickers/tags came up last year when the Committee proposed turn restrictions out of the Enatai neighborhood onto Bellevue Way. The city did some research including consulting with the Police Department. The city advised the Committee that the concept would not be pursued as there is no local or national program that allows preferential access for certain residents on public streets, under similar circumstances.

Thank you,

Marie Jensen

From: Darren Benskin [REDACTED]
Sent: Monday, September 11, 2017 5:51 PM
To: Jensen, Marie <MJensen@bellevuewa.gov>
Cc: [REDACTED] Murphy, John <JMurphy@bellevuewa.gov>
Subject: Re: Access to our house on SE 17th St. and 108th

Hi Marie,

Thank you for your response. Jennifer doesn't check her cell v-mail, so if that was tried that could be the issue. My cell# is [REDACTED] and our home# is [REDACTED]. We would welcome a quick chat that may be more specific to what I bring up below. Essentially, I see the fact that our cul-de-sac, the only one affected on 108th from Main to Bell Way SE is the odd man out and actually contributes to the congestion on both Bell Way South and 112th South. If we could add tags hanging from our review mirror to allow us to access our neighborhood (50 feet south of the mandatory right on SE 16th) this would be fair for our particular 10-15 houses and relieve our cars from the congestion of Southbound Bell Way and 112th.

I completely agree with the approach on the turn restrictions on 108th, but our specific neighborhood is unfairly affected and could actually help with the Southbound congestion by allowing us access. If we can assist with a common sense approach for our neighborhood, I'm happy to schedule a meeting to provide in person insight. Again, our "neighborhood" is about 15 houses between the Southbound mandatory right turn off of 108th to SE 16th and Chevron.

Thank you for your interest and hope to provide further information to help with this pilot.

Darren, Jennifer & Cooper Benskin

From: MJensen@bellevuewa.gov <MJensen@bellevuewa.gov>

Sent: Monday, September 11, 2017 5:28 PM

To: [REDACTED]

Cc: [REDACTED] JMurphy@bellevuewa.gov; MJensen@bellevuewa.gov

Subject: RE: Access to our house on SE 17th St. and 108th

Hi Darren

Thank you for your Sept. 6 email and sharing your experience with the pilot turn restrictions. John M was contacted by Jennifer Sproul; he returned the call today but was unable to leave a message as no voice mail is activated.

The city and the [Neighborhood Traffic Mitigation Committee](#) acknowledge that the pilot affects residents within the neighborhoods the committee represents because it will add extra travel time, require some neighbors to re-route their driving routines, and will take some time for drivers to adjust to the temporary, weekday restrictions. The turn restrictions apply to all drivers.

Your feedback about your experience will assist the city and committee in evaluating the effectiveness of the pilot. In addition to neighbor feedback, traffic volume monitoring is occurring during the pilot.

The pilot is aimed at lessening commuter traffic on neighborhood streets during East Link construction. A recent traffic study shows an uptick in traffic volumes in the area since light rail construction began this summer.


The pilot is in its initial phase. On the days that there has been police presence, u-turns have been observed. Starting next week, hopefully the flashing beacons will be installed on the turn restriction signs and police will begin to ticket violators. Enforcement will occur when resources are available.

We ask for your patience during the pilot so that we can get a sense of whether it is effective in discouraging more traffic.

Sincerely,


Marie Jensen



East Link Outreach Lead

425-452-2064 

John Murphy

Neighborhood Traffic Safety Services

425-452-6967 

From: Darren Benskin 
Sent: Wednesday, September 06, 2017 5:59 PM
To: Jensen, Marie <MJensen@bellevuewa.gov>; Murphy, John <JMurphy@bellevuewa.gov>
Cc: Jennifer Sproul 
Subject: Access to our house on SE 17th St. and 108th

Hi Marie & John,

I believe you both came by the house last week to answer any questions about the new turn restrictions (I have the No Soliciting sign that you took a picture of) and I have a question and feedback. Today was my first time driving home from my office in Lincoln Square, coming my usual way down 108th Southbound. The officer made me turn West on SE 16th even though I told him I live one street down on the left cul-de-sac and was willing to show my driver's license. He said it didn't matter and that I would then have to go down to Bell Way and then go north. He said I had to somehow figure a way to then get back on Bell Way south, go down to Chevron and then back up the hill to take a right into my neighborhood. This doesn't seem to be a good practice for those of us not cutting through to take a left at the bottom of Bell Way, but to merely get to our house. Another observation, just north of Bell Way and SE 16th, it was a mess with multiple cars taking mid-street u-turns and a bit of chaos.

I understand the need for diverting traffic as many people are using 108th as a cut through, but the roughly 15-20 houses between SE16th and Chevron are not cutting through and essentially can't use 108th in order to access our houses. If a policeman is going to stand and direct traffic for now, perhaps we can show a driver's license with our address for access?

Thank you,

Darren Benskin

 Home

 Cell

Jensen, Marie

From: Jensen, Marie
Sent: Wednesday, September 06, 2017 6:41 PM
To: 'Rob Dangerfield'
Cc: Murphy, John; Marie Jensen
Subject: RE: East Link Pilot Project

Hi Rob,

Thank you for your email about the city's pilot traffic mitigation program. Your email and this response, as well as other neighbor feedback received about the pilot, will be shared with the [Neighborhood Traffic Mitigation Committee](#). The committee, comprised of neighbor volunteers, formed last year to work with the city to address neighborhood traffic mitigation during East Link construction on Bellevue Way and 112th Avenue SE. I'm copying John Murphy, Neighborhood Traffic Safety Services, who is a co-liaison with me to the committee.

Commuter traffic within neighborhoods is a city-wide concern as it can impact livability. For Surrey Downs, Bellecrest and Enatai neighborhoods and Beaux Arts Village, residents have long been worried about the increase of commuter traffic once East Link construction was underway. A recent traffic study shows an uptick in traffic volumes in the area since light rail construction began this summer. The pilot is aimed at lessening commuter traffic in these neighborhoods during this construction.

The effectiveness of the pilot is being evaluated through traffic volume data collection and from community feedback. We honestly want to know if residents are seeing an increase in commuter traffic during the three-month pilot. If you're so inclined, please send us your observations now that pilot is underway via an [online comment form](#).

Sincerely,

Marie Jensen
East Link Outreach and Community Relations Lead
City of Bellevue Transportation Department
425-452-2064

Learn more about the East Link Light Rail in Bellevue:
[City of Bellevue webpage](#) | [Subscribe to City Updates](#) | [Receive Weekly Traffic Updates](#)
[Sound Transit webpage](#) | [Subscribe to East Link Construction Updates](#)

From: Rob Dangerfield [REDACTED]
Sent: Tuesday, September 05, 2017 5:43 PM
To: Jensen, Marie <MJensen@bellevuewa.gov>
Subject: East Link Pilot Project

Hello Marie,

This is in regard to the Pilot Project to discourage evening commuter traffic in South Bellevue. While I can understand that the Bellecrest Neighborhood doesn't want the additional traffic, that is directly the side effect of closing down 2 lanes of 112th Ave for East Link construction. The fact that the city will no longer let motorists use 108th ave as a detour is just going to create even more congestion on Bellevue Way and 112th, which is already bad due to the East Link construction.

The added traffic is simply one of the prices the community has to bear while this construction happens. Restricting 108th will not make anyone better off, rather it'll cause a lot of unnecessary policing and make congestion worse off for everyone. As a resident of Bellecrest, I am fully against this pilot project and what it is trying to achieve. We all have to bear with the effects from the East Link construction, there is absolutely no reason why 108th should be spared from it. Please let me know if you have any questions, or if you'd like further comment. Thank you for your time.

-Rob

Jensen, Marie

From: Jensen, Marie
Sent: Wednesday, September 13, 2017 12:36 PM
To: Colleen Donahue
Cc: Murphy, John; Jensen, Marie
Subject: RE: Enatai access restrictions

Dear Ms. Donahue

Thank you so much for your email regarding the pilot turn restrictions at SE 16th Street. Your email and this response will be shared with the Bellevue City Council and the [Neighborhood Traffic Mitigation Committee](#). I am copying John Murphy, Neighborhood Traffic Safety Services, who is co-liaison with me to the committee.

Commuter traffic within neighborhoods is a city-wide concern as it can impact livability. For Surrey Downs, Bellecrest and Enatai neighborhoods and Beaux Arts Village, residents have long been worried about the increase of commuter traffic once East Link construction was underway on Bellevue Way and 112th Avenue SE. A recent traffic study shows an uptick in traffic volumes in the area since light rail construction began this summer.

The effectiveness of the pilot is being evaluated through traffic volume data collection on many streets in Bellecrest and Enatai and from community feedback. We honestly want to know if residents are seeing an increase in commuter traffic during the three-month pilot. Should you have additional comments and observations about the pilot, you can email them to me or submit them via an [online survey](#).

The pilot is in its initial phase and it's important to the city and committee to see if it is having its intended effect: discouraging commuter traffic during the week in the afternoon commute hours.

In your email, you reflect the importance of access to/from your home and neighborhood to I-90. An original traffic mitigation plan had proposed afternoon turn restrictions at 112th and 113th Avenues SE. Those restrictions are not currently being implemented.

We recognize that the restrictions may cause you and your family members inconveniences and ask for your patience during the next three months so that we can get a sense of whether the pilot is effective in discouraging more traffic.

Sincerely,

Marie Jensen
East Link Outreach Lead
425-452-2064

John Murphy
Neighborhood Traffic Safety Services
425-452-6967

From: Colleen Donahue [REDACTED]
Sent: Sunday, September 10, 2017 11:29 AM
To: Jensen, Marie <MJensen@bellevuewa.gov>

Cc: Council <Council@bellevuewa.gov>

Subject: Enatai access restrictions

Hello Marie,

I live on SE 28th St next door to the New Hope International church. I am also on the neighborhood website Next Door. There seems to be some outrage developing among residents who have not kept abreast of the changes recently implemented to address increasing neighborhood traffic during light rail construction.

Change is difficult for people, especially when it has a direct, unforeseen impact on them. But it is a fact that finding a way to address cut-through traffic is a genuine concern for anyone living in the area west of Bellevue Way. Considering all of the challenges that are inherent in dealing with this issue, I believe the city has come up with a reasonable solution. Yes, being prevented from entering Enatai via 108th or SE 16th is inconvenient, but it is a workable solution. To get home from the north I have twice now had to detour through downtown on Main St, then south on Bellevue Way, then over to 104th Ave. The new changes will be diverting traffic to 104th Ave on a regular basis, which those residents will be unhappy about, but I believe everyone needs to share a little bit of the burden. In our small section of Enatai we deal with cut-through traffic on a regular basis. It is something we've adapted to and I am sure the 104th residents will eventually as well. I can share stories of traffic being so backed up in the neighborhood that cars are stopped in front of my house, stretching all the way from 112th/113th to SE 30th, to 110th, to SE 28th, to 108th. It is astounding.

From what I understand, future traffic changes may be under consideration that could impact south-bound access to Bellevue Way and I-90 for residents living in the area west of Bellevue Way and south of SE 20th *during non-commuter hours*. I would like to share a few thoughts on that topic.

Because Enatai is so close to Factoria, many of us do much of our day-to-day tasks in that area of Bellevue. My medical, grocery, mail, vehicle services, entertainment are all in that commercial corridor, so when south-bound access is interrupted my life goes into a tail-spin. So much of how I live and work depends on quick access to south-bound Bellevue Way. I understand the need for temporary I-90 closure access on the weekends and appreciate the communication we are receiving from Sound Transit. We have been able to anticipate changes we need to make to access Factoria on the weekends.

However, if the city puts restrictions in place that force residents north to the intersection of Bellevue Way and 108th, that already-clogged bottleneck will only worsen. It will also create extreme frustration among those of us who live at the south end of Enatai. We require access to Bellevue Way and I-90 at SE 12th Ave or 113th Ave. Simultaneously cutting off both of those access points would create extreme hardship for us. If this change is still under consideration now or at any point in the future, I hope the city works hard to find an alternate solution. Enatai residents are negatively impacted by light rail construction in so many ways; I sincerely hope our access to Bellevue Way does not become another.

Thank you,

Colleen Donahue

[REDACTED]

Bellevue

[REDACTED]

h

Jensen, Marie

From: Murphy, John
Sent: Thursday, September 07, 2017 12:42 PM
To: [REDACTED]
Cc: Jensen, Marie; Gonzalez, Karen
Subject: RE: 108th southbound restrictions

Dear Mr. Doyle,

I'm very sorry for not responding to your July 7 email. My manager forwarded the note to me upon receiving it and I simply lost track of the message. My sincerest apologies.

Thank you for contacting us about the city's pilot traffic mitigation program. Your email and this response, as well as other neighbor feedback received about the pilot, will be shared with the Neighborhood Traffic Mitigation Committee. The committee, comprised of neighbor volunteers, formed last year to work with the city to address neighborhood traffic mitigation during East Link construction on Bellevue Way and 112th Avenue SE.

Surrey Downs, Bellecrest and Enatai neighborhoods and Beaux Arts Village residents have long been worried about the increase of commuter traffic once East Link construction was underway. As you know, light rail construction is now occurring on Bellevue Way and 112th Avenue SE. A recent study shows an uptick in traffic volumes in the area since light rail construction began this summer. The pilot is aimed at lessening commuter traffic in these neighborhoods during this construction.

The city and the Committee acknowledge that the pilot affects residents within the neighborhoods the committee represents because it will add extra travel time and require some neighbors to re-route their driving routines, as you describe in your email. We also recognize that it will take some time for drivers to adjust to the temporary, weekday restrictions.

A [simple survey is available online](#) for you and residents of the impacted neighborhoods to give feedback on your observations and experiences with the temporary turn restrictions. This feedback is important to understanding the effectiveness of the pilot. The city is also collecting traffic volume data as a means to evaluate the pilot. Traffic data will be shared with the committee and captured in a summary of the meeting which is posted online. All of the committee's meeting summaries are posted online: www.bellevuewa.gov/ELTraffic.

The pilot is in its initial phase and it's important to the city and Committee to see if it is having its intended effect: discouraging commuter traffic during the week in the afternoon commute hours. We recognize that the restrictions may cause you and your family members inconveniences and ask for your patience during the next three months so that we can get a sense of whether the pilot is effective in discouraging more traffic.

Thank you,
John

JOHN MURPHY | Associate Planner

City of Bellevue | Transportation Department | Neighborhood Traffic Safety Services
450 110th Ave NE | Bellevue, WA 98009
O: 425-452-6967 | <http://www.bellevuewa.gov>

-----Original Message-----

From: Gonzalez, Karen
Sent: Wednesday, September 06, 2017 9:42 AM
To: Jensen, Marie <MJensen@bellevuewa.gov>; Murphy, John <JMurphy@bellevuewa.gov>

Subject: FW: 108th southbound restrictions

Would you please check your records to see if we responded to Mr. Doyle in July?
Thank you!

-----Original Message-----

From: tom doyle [REDACTED]
Sent: Wednesday, September 06, 2017 9:31 AM
To: Gonzalez, Karen <KGonzalez@bellevuewa.gov>
Subject: FW: 108th southbound restrictions

I am surprised that I never got a response from you. Is that the way we do business in Bellevue City government? Watching this unfold yesterday was amazing. I felt sorry for the officers who had to try to explain the chaos to drivers. I couldn't get to the gas station on 108th at Bellevue Way. Ridiculous!

-----Original Message-----

From: tom doyle [REDACTED]
Sent: Friday, July 7, 2017 5:49 PM
To: KGonzalez@bellevuewa.gov
Subject: 108th southbound restrictions

Karen,

Prior to Sound Transit, there were five exits from Surrey Downs. The plan to not allow me to turn left onto Bellevue Way from 108th SE southbound or from SE 16th has a very detrimental effect on me in the Surrey Downs neighborhood. You have already taken away our two accesses to 112th SE. Now to go to I-90 in the evening, I will have to drive north 10 blocks and pick my poison at Main St and turn left to join the traffic going down Bellevue Way or right to 112th. You have effectively reduced us to two exits, both of which take us to Main St. so if I want to get to I-90 or southbound I-405, I will have to drive a mile north and another mile south just to get back to where I would have been had I traveled on 108th. 2 miles and probably 15 minutes later, I can get back in line. Does that even make sense? How does this help those of us in Surrey Downs? Oh, it takes a few hundred cars off 108th, but stop signs all along the road would do that, too. At least let us turn left off of westbound SE 16th so we can get out of our neighborhood.

Sent from my iPhone

Jensen, Marie

From: Jensen, Marie
Sent: Wednesday, September 13, 2017 8:56 AM
To: Catherine Elliott
Subject: RE: 108th street

Hi Ms. Nielson-Elliott

My apologies for the wrong salutation. I have several emails to respond to regarding the pilot and confused yours with another.

Sincerely,
Marie Jensen

From: Jensen, Marie
Sent: Wednesday, September 13, 2017 8:46 AM
To: Catherine Elliott [REDACTED]
Cc: Murphy, John <JMurphy@bellevuewa.gov>; Jensen, Marie <MJensen@bellevuewa.gov>
Subject: RE: 108th street

Dear Ms. Nielson-Elliott,

Dear Mr. Marble,

Thank you for contacting me about the city's pilot traffic mitigation program. Your email and this response, as well as other neighbor feedback received about the pilot, will be shared with the [Neighborhood Traffic Mitigation Committee](#). The committee, comprised of neighbor volunteers, formed last year to work with the city to address neighborhood traffic mitigation during East Link construction on Bellevue Way and 112th Avenue SE. I am copying John Murphy, Neighborhood Traffic Safety Services, who is my co-liaison to the committee.

Surrey Downs, Bellecrest and Enatai neighborhoods and Beaux Arts Village residents have long been worried about the increase of commuter traffic once East Link construction was underway. A recent study shows an uptick in traffic volumes in the area since light rail construction began this summer on Bellevue Way and 112th Avenue SE. The pilot is aimed at lessening commuter traffic in these neighborhoods during this construction.

The city and the Committee acknowledge that the pilot affects residents within the neighborhoods the committee represents because it will add extra travel time and require some motorists to re-route their driving routines. We also recognize that it will take some time for drivers to adjust to the temporary, weekday restrictions.

The pilot is in its initial phase and it's important to the city and Committee to see if it is having its intended effect: discouraging commuter traffic during the week in the afternoon commute hours. The committee has been extremely sensitive to recommending mitigation that is intended to discourage commuter traffic and recognizes how mitigation also impacts residents. While the pilot restrictions come with changes for residents in accessing their neighborhoods, the intent is to discourage commuter traffic from using neighborhood streets to reach their destination..

We recognize that the restrictions may cause you and your family members inconveniences and ask for your patience during the next three months so that we can get a sense of whether the pilot is effective in discouraging more traffic.

Please feel free to send me additional feedback or submit via an [online survey](#).

Sincerely,

Marie Jensen
East Link Outreach Lead
425-452-2064

John Murphy
Neighborhood Traffic Safety Services
425-452-6967

-----Original Message-----

From: Catherine Elliott [REDACTED]
Sent: Saturday, September 09, 2017 3:02 PM
To: Jensen, Marie <MJensen@bellevuewa.gov>
Subject: 108th street

I live on 109th and SE 11th and the traffic restriction for access to Bellevue way is a nightmare!
I understand trying to ease the traffic from downtown Bellevue but you didn't consider the impact to all the local communities that now add to the traffic mess because we have to drive all the way around to get to I-90. This has to be fixed!

Catherine Nielsen-Elliott
[REDACTED]

Sent from my iPhone

Jensen, Marie

From: Jensen, Marie
Sent: Friday, September 08, 2017 12:36 PM
To: [REDACTED]
Cc: Jensen, Marie; Murphy, John
Subject: Follow up: Pilot turn restrictions at SE 16th Street

Dear Mr. Ferguson,

I am following up to your September 5 email to the Bellevue City Council regarding the pilot traffic mitigation program at SE 16th Street. I'm copying John Murphy, Neighborhood Traffic Safety Services, as he and I serve as staff liaisons to the [Neighborhood Traffic Mitigation Committee](#).

The committee was formed last year and has worked with the Transportation and Police Departments to recommend ways to discourage the increase of commuter traffic in Surrey Downs, Bellecrest and Enatai neighborhoods and in Beaux Arts Village during East Link construction on Bellevue Way and 112th Ave SE. Each of the communities is represented on the committee.

Throughout the committee's work, city staff have kept Bellevue High School officials informed of proposed mitigation and, more recently, shared with them the implementation plan for the pilot. We will follow up with the school on your suggestion to encourage students to exit the campus onto Wolverine Way and Bellevue Way.

I appreciate your sharing the impact the pilot has on your commute and your wife's commute. This is important feedback for the city and committee to know in evaluating the effectiveness of the pilot. In addition to neighbor feedback, traffic volume monitoring is occurring during the pilot. I encourage you to submit your observations and experiences during the pilot via the [online survey](#) as survey results will be shared with the committee.

Turn restrictions in south Enatai at 112th and 113th are not currently being proposed or implemented.

The concept of placards/stickers to be granted to certain area residents has been previously raised. The City advised the committee that the concept would not be pursued as there is no local or national program that allows preferential access for certain residents on public streets, under similar circumstances.

The city and the committee acknowledge that the pilot affects residents within the neighborhoods the committee represents because it will add extra travel time, require some neighbors to re-route their driving routines, and will take some time for drivers to adjust to the temporary, weekday restrictions.

The pilot is aimed at lessening commuter traffic in these neighborhoods. A recent traffic study shows an uptick in traffic volumes in the area since light rail construction began this summer. We ask for your patience during the next three months so that we can get a sense of whether the pilot is effective in discouraging more traffic.

Sincerely,

Marie Jensen
East Link Outreach and Community Relations Lead
City of Bellevue Transportation Department
425-452-2064

Jensen, Marie

From: Nunnelee, Sandra J.
Sent: Wednesday, September 06, 2017 8:45 AM
To: Murphy, John; Jensen, Marie
Cc: Berg, David; Adell, Dana M.
Subject: FW: mitigation for Enatai?

John/Marie, below is an email to Council.

**Citizen emails to Council are tracked by the Council Office. On Thursdays a weekly report is prepared for Brad and Kate listing emails received, assigned department/staff and status of the response. If you have an outstanding item you will receive an email on Wednesday morning asking for an update.*

Best Practice - Responding to citizen emails that are sent to Council:

- *Respond within 10 business days.*
- *If your response will take longer than 10 business days email back with an explanation.*
- *Responses should be sent directly to the citizen, copying Council using the council@bellevuewa.gov email address.*
- *If responding via snail mail forward a scanned copy and copies will be distributed to the Council.*

Sandy

City Council Office
452-4088

From: Eric Ferguson [REDACTED]
Sent: Tuesday, September 05, 2017 20:15
To: Council <Council@bellevuewa.gov>
Subject: mitigation for Enatai?

I am disappointed and concerned that you are penalizing those of us living in Enatai with the recent traffic changes you have made to the intersection of 108th AVE. & Bellevue Way (and nearby intersections). This presents us with a number of hardships and frankly a puzzle for our son getting home:

1. Our Son who attends Bellevue High School and drives a carpool was assigned a parking spot in the South lot so that those students can exit the campus to 108th and drive home. However, he will no longer be able to leave school after 4 pm and drive home – he cannot drive straight at the light at the bottom of the hill to enter Enatai, and he cannot turn right and then left at the next light to enter Enatai. How is he supposed to get home? Can one of you please call the high school and inform them that Enatai students will need to leave on Wolverine way so they can get home?
2. Both my wife and I work northeast of our home (in Bellevue and Redmond) and we can no longer take 112th Ave home because you have reduced it to one lane in each direction and this is not a logical option (in fact we add to the traffic problem for people trying to go south on Bellevue Way and determined this was not helpful all around). So our next option is to follow main street to either 108th or Bellevue Way and it appears you have ruled out our use of 108th, so we are being forced to travel only that route (or go way out of our way by continuing down old Main street to take the roads up over the hill along the lake and into Enatai from the back) – Again, this does not seem logical or fair.

3. I know you will also be implementing a lock in at 113th which is one of the key ways out of Enatai for us onto highways I405 and I5. This will also create tremendous inconvenience and put more traffic onto the already crowded Bellevue Way.

My proposed solution is cheap and effective - give a set of stickers to Enatai residents to allow them to enter and leave their neighborhood, if you want to limit the number and/or have us need to show up and present ID to get them that's fine.

We would be happy to talk or meet with any of the council members in person at our home from 4:00-7:00 PM (If you can get there) or at your offices to discuss this further.

Eric and Stephanie Ferguson

[REDACTED]

Bellevue WA 98004



Learn more about the East Link Light Rail in Bellevue:

[City of Bellevue webpage](#) | [Subscribe to City Updates](#) | [Receive Weekly Traffic Updates](#)
[Sound Transit webpage](#) | [Subscribe to East Link Construction Updates](#)

Murphy, John

From: Murphy, John
Sent: Friday, September 15, 2017 1:05 PM
To: [REDACTED]
Cc: Jensen, Marie
Subject: Follow-up From Phone Call: Restrictions on streets south of Downtown

Hi Madeline,

I left you a voicemail earlier in the week following up on your phone call from Monday on the turn restrictions on SE 16th St at 108th Ave SE and SE 16th St at Bellevue Way. These were recently implemented after city staff worked with a Committee of neighborhood volunteers during the last year to develop tools to discourage commuter traffic from using neighborhood streets as East Link construction on Bellevue Way and 112th Ave SE ramps up.

This three-month pilot project features turn restrictions at the aforementioned intersections on weekdays, 4-7 pm. Motorists traveling southbound on 108th Ave SE will be restricted at SE 16th St and not allowed to continue to Bellevue Way or points south of SE 16th St. At this intersection, motorists will be required to make a right turn (westbound) onto SE 16th St. Once motorists are at Bellevue Way, they are required to make another right turn (no access westbound or southbound). The restrictions do not apply to transit or people biking.

If leaving downtown and headed south to the freeways, it is recommended that motorists find an alternate route such as traveling on 112th Ave SE, Bellevue Way, or getting over to I-405.

East Link construction on 112th Ave SE recently reduced travel from four lanes to two. This configuration is similar to work the City of Bellevue conducted in 2015 which caused traffic to divert to neighborhood streets. This pilot restriction will help to discourage that diversion from occurring when traffic is heaviest: during the evening commute.

A [simple survey is available online](#) for you and your employees to give feedback on your observations and experiences with the temporary turn restrictions. This feedback is important to understanding the effectiveness of the pilot. The city is also collecting traffic volume data as a means to evaluate the pilot. Traffic data will be shared with the committee and captured in a summary of the meeting which is posted online. All of the committee's meeting summaries are posted online: www.bellevuewa.gov/ELTraffic.

The pilot is in its initial phase and it's important to the city and Committee to see if it is having its intended effect: discouraging commuter traffic during the week in the afternoon commute hours. We recognize that the restrictions may cause you and your colleagues inconveniences and ask for your patience during the next three months so that we can get a sense of whether the pilot is effective in discouraging more traffic.

For information about the pilot can be found here:
<https://transportation.bellevuewa.gov/cms/One.aspx?portalId=5588421&pageId=9053377>

Please let me know if you need any more information.

Thanks,
John

JOHN MURPHY | Associate Planner

City of Bellevue | Transportation Department | Neighborhood Traffic Safety Services
450 110th Ave NE | Bellevue, WA 98009
O: 425-452-6967 | <http://www.bellevuewa.gov>

Jensen, Marie

From: Jensen, Marie
Sent: Wednesday, September 06, 2017 4:59 PM
To: Tony Garana
Cc: Murphy, John; Jensen, Marie
Subject: RE: Feedback (Pilot turn restrictions)

Hi Tony

Thank you for your follow up email. I'll be sharing it and this response, as well as other neighbor feedback received about the pilot, with the Neighborhood Traffic Mitigation Committee. The pilot was discussed with the Committee at its July 6 meeting which you attended; I'm sorry that you feel surprised by its implementation.

The city and the Committee acknowledge that the pilot affects residents within the neighborhoods the Committee represents because it will add extra travel time, require some neighbors to re-route their driving routines, and will take some time for drivers to adjust to the temporary, weekday restrictions. A recent traffic study shows an uptick in traffic volumes in the area since light rail construction began this summer. The pilot is aimed at lessening commuter traffic in these neighborhoods.

The effectiveness of the pilot is being evaluated through traffic volume data collection on many streets in Bellecrest and Enatai and from community feedback. We honestly want to know if residents are seeing an increase in commuter traffic during the three-month pilot. I encourage you to send your observations now that pilot is underway via an [online comment form](#).

The pilot is in its initial phase and it's important to the city and Committee to see if it is having its intended effect: discouraging commuter traffic during the week in the afternoon commute hours. We recognize that the restrictions may cause you and your family members inconveniences and ask for your patience during the next three months so that we can get a sense of whether the pilot is effective in discouraging more traffic.

I appreciate your sharing your concerns.

Sincerely,
Marie Jensen
425-452-2064

From: Tony Garana [REDACTED]
Sent: Thursday, August 31, 2017 9:31 PM
To: Jensen, Marie <MJensen@bellevuewa.gov>; Hampton, Jason <jason.hampton@soundtransit.org>
Subject: Re: Feedback

Marie,

I received the mailer today I am surprised...That we still going thru it.

I just don't see a reason in it except special accommodations to few residents on north side of Main and 108th, while creating lots of inconvenience to many others, specially as I mentioned the way it is now it is working fine.

I will have to add 15 minutes per day to my commute going home plus another mile of driving, so someone (with influence) can have zero traffic in surrey downs on a public road? They got their streets and sidewalk done too just now. (I really want to know who is behind all this power of changing things at the city level).

Tony Garana

On Wed, Aug 30, 2017 at 8:06 AM, <MJensen@bellevuewa.gov> wrote:

Hi Tony

Thanks for letting us know. You should be receiving a mailer very soon about the temporary (3-month) turn restrictions at SE 16th St/108th and SE 16th St/Bellevue Way. Please let me know about any observations/experiences with those intersection restrictions.

Sincerely,

Marie Jensen

From: Tony Garana [REDACTED]
Sent: Tuesday, August 29, 2017 9:54 PM
To: Jensen, Marie <MJensen@bellevuewa.gov>; Hampton, Jason <jason.hampton@soundtransit.org>
Subject: Feedback

Hello Marie and Jason,

I want to take the chance to say that so far no negative impact to Enatai or to me, with Bellevue Way S. and 112th constructions.

Thursday first day of school, will see!

Of course some impact when the I-90 ramps closures when that happen.

Thank you

Tony

Jensen, Marie

From: Jensen, Marie
Sent: Wednesday, September 06, 2017 5:45 PM
To: kathy gleich
Cc: Murphy, John; Jensen, Marie
Subject: RE: Collisions on SE 16 ST & 104th AVE SE

Dear Ms. Gleich,

Thank you for contacting me about the city's pilot traffic mitigation program via email and Nextdoor. Your email and this response, as well as other neighbor feedback received about the pilot, will be shared with the [Neighborhood Traffic Mitigation Committee](#). The committee, comprised of neighbor volunteers, formed last year to work with the city to address neighborhood traffic mitigation during East Link construction on Bellevue Way and 112th Avenue SE. I'm also copying John Murphy, Neighborhood Traffic Safety Services, who is a co-liaison with me to the committee.

Surrey Downs, Bellecrest and Enatai neighborhoods and Beaux Arts Village residents have long been worried about the increase of commuter traffic once East Link construction was underway. As you know, light rail construction is now occurring on Bellevue Way and 112th Avenue SE.

I appreciate your sharing your concerns about the impact to 104th Ave SE. It would be extremely helpful if you submitted your observations now that the temporary restrictions are in place. A [simple survey is available online](#) or you could email them directly to me. Community feedback is important to understanding the effectiveness of the pilot. The city is also collecting traffic volume data as a means to evaluate the pilot.

The city and the Committee acknowledge that the pilot affects residents within the neighborhoods the Committee represents because it will add extra travel time, require some neighbors to re-route their driving routines, and will take some time for drivers to adjust to the temporary, weekday restrictions.

The pilot is aimed at lessening commuter traffic in these neighborhoods. A recent traffic study shows an uptick in traffic volumes in the area since light rail construction began this summer.

The concept of placards/stickers to be granted to certain area residents has been previously raised. The City advised the committee that the concept would not be pursued as there is no local or national program that allows preferential access for certain residents on public streets, under similar circumstances.

The pilot is in its initial phase and it's important to the city and Committee to see if it is having its intended effect: discouraging commuter traffic during the week in the afternoon commute hours. We recognize that the restrictions may cause you and your family members inconveniences and ask for your patience during the next three months so that we can get a sense of whether the pilot is effective in discouraging more traffic.

More information about the pilot and the Committee is online at www.bellevuewa.gov/ELTraffic.

I will forward your email to our Traffic Engineering Division who, I understand, is current evaluating the intersection of SE 16th and 104th Avenue SE and request that the project manager contact you.

Most sincerely,

Marie Jensen
East Link Outreach and Community Relations Lead
City of Bellevue Transportation Department

425-452-2064

Learn more about the East Link Light Rail in Bellevue:

[City of Bellevue webpage](#) | [Subscribe to City Updates](#) | [Receive Weekly Traffic Updates](#)
[Sound Transit webpage](#) | [Subscribe to East Link Construction Updates](#)

-----Original Message-----

From: kathy gleich [REDACTED]
Sent: Saturday, September 02, 2017 9:56 AM
To: Jensen, Marie <MJensen@bellevuewa.gov>
Subject: Collisions on SE 16 ST & 104th AVE SE

I walk all around the Enatai/BeauxArts/Downtown neighborhood and in regards to this horrible Pilot Project (Benefits: Discourage commuter traffic from using neighborhood streets - how is 104th protected in this plan??) .

Looking at the map, and having walked along 104th daily, you need to put in a traffic signal or a four-way stop at SE 16th St & 104th AVE SE, regardless of the Pilot Project. Just yesterday I saw another almost collision between a car traveling East on SE 16 that stopped at the sign, then proceeded through the intersection thinking the bus also was required to stop, which is an assumption made by many drivers on SE16 who are unfamiliar with the road. When I drive on 104th I always slow down there because it is a common misconception and I don't want to be legally inn the right but in a crash. Do you have data on collisions at that spot?

Please advise, thank you,
Kathy Gleich

Jensen, Marie

From: Murphy, John
Sent: Wednesday, September 06, 2017 10:08 AM
To: Jensen, Marie
Subject: FW: I live on Shoreland Drive SE and seek your advice

From: Murphy, John
Sent: Friday, September 01, 2017 10:58 AM
To: 'Michael Gordon' [REDACTED]
Subject: RE: I live on Shoreland Drive SE and seek your advice

No problem. Thanks for reaching out. Have a great weekend.

John

From: Michael Gordon [REDACTED]
Sent: Friday, September 01, 2017 10:57 AM
To: Murphy, John <JMurphy@bellevuewa.gov>
Subject: RE: I live on Shoreland Drive SE and seek your advice

thank you so much, I understand now.

M. Gordon

-----Original Message-----

From: JMurphy@bellevuewa.gov
Sent: Sep 1, 2017 9:05 AM
To: [REDACTED]
Subject: RE: I live on Shoreland Drive SE and seek your advice

Hi Michael,

Thank you for your email. If I'm understanding you correctly, you are traveling from the south to the north. It sounds like you are saying you make a left on SE 16th (presumably from Bellevue Way). That movement is not restricted. For example if you are traveling from Mercer Island to your home, you can simply travel north on Bellevue Way, left (west) on SE 16th St, right (north) on 100th to your home. See route from Google Maps below.

If you are traveling from the north (e.g. downtown Bellevue), I would suggest one of the green routes shown on the other map below.

The restricted movements are for southbound 108th Ave SE at SE 16th St and westbound SE 16th St at Bellevue Way.

If I'm not understanding your inquiry, please clarify and I'll be happy to help out.

Thanks,
John

JOHN MURPHY | Associate Planner





From: Michael Gordon [REDACTED]
Sent: Friday, September 01, 2017 7:43 AM
To: Murphy, John <JMurphy@bellevuewa.gov>
Subject: I live on Shoreland Drive SE and seek your advice

My address is [REDACTED]

In order to get to my home from work, I must make a left hand turn on SE 16th and then proceed to 100th SE and turn north.

How would you advise me to drive home when you forbid my left on SE 16th?

Michael Gordon

Jensen, Marie

From: Jensen, Marie
Sent: Wednesday, September 20, 2017 7:01 AM
To: shinji goto
Cc: Murphy, John; Jensen, Marie
Subject: RE: East Link, 108th Ave SE

Shinji,

I appreciate your follow up and will be sure to share it with the committee. It's good to know what impacts the pilot is having on residents.

Sincerely,
Marie Jensen

From: shinji goto [REDACTED]
Sent: Tuesday, September 19, 2017 4:54 PM
To: Jensen, Marie <MJensen@bellevuewa.gov>
Subject: RE: East Link, 108th Ave SE

Marie,

Please note that my idea is not preferential treatment. My starting point of travel starts on the South end so I am way deep into 108th (about .8 miles) while others are using this as a short cut. This road was meant to serve me and others similar to me in Surrey Downs. I also note that I am one of those that accesses 108th to get to my home around 5pm on a daily basis, so i am affected the most in either case and I would rater have nothing than have this limitation imposed. Also I have seen other signage similar to this and it works where only local traffic is allowed the access. Note that the HOV is a preferential treatment in concept.

Please note that I do not intend on dropping my position on this since I am being penalized by the actions of other motorist.

Thanks,
Shinji

Get [Outlook for Android](#)

From: mjensen@bellevuewa.gov
Sent: Tuesday, September 19, 10:54 AM
Subject: RE: East Link, 108th Ave SE
To: [REDACTED]
Cc: jmurphy@bellevuewa.gov, mjensen@bellevuewa.gov

Dear Shinji,

Thank you for contacting me about the city's pilot traffic mitigation program. Your email and this response, as well as other neighbor feedback received about the pilot, will be shared with the [Neighborhood Traffic Mitigation Committee](#). The committee, comprised of neighbor volunteers, formed last year to work with the city to address neighborhood traffic mitigation during East Link construction on Bellevue Way and 112th Avenue SE. I'm copying John Murphy, Neighborhood Traffic Safety Services, who works with me and the committee.

Commuter traffic within neighborhoods is a city-wide concern as it can impact livability. For Surrey Downs, Bellecrest and Enatai neighborhoods and Beaux Arts Village, residents have long been worried about the increase of commuter traffic once East Link construction was underway. As you know, light rail construction is underway on Bellevue Way and 112th Avenue SE. The pilot is aimed at lessening commuter traffic in these neighborhoods. A recent traffic study shows an uptick in traffic volumes in the area since light rail construction began.

The city and the committee acknowledge that the pilot affects residents within the neighborhoods the committee represents because it will add extra travel time, require some neighbors to re-route their driving routines, and will take some time for drivers to adjust to the temporary, weekday restrictions. Thanks you for sharing the specifics of the impacts the pilot has caused you.

The concept of exempting certain residents for any traffic mitigation implemented due to East Link construction has been raised and discussed by the committee. The city advised the committee that the concept would not be pursued as there is no local or national program that allows preferential access for certain residents on public streets under similar circumstances.

The effectiveness of the pilot is being evaluated through traffic volume data collection and from community feedback. We honestly want to know if residents are seeing an increase in commuter traffic during the three-month pilot.

We recognize that the restrictions may cause you and your family members inconveniences and ask for your patience during the next three months so that we can get a sense of whether the pilot is effective in discouraging more traffic.

I appreciate your sharing your concerns.

Sincerely,

Marie Jensen

East Link Outreach and Community Relations Lead
City of Bellevue Transportation Department
425-452-2064

Learn more about the East Link Light Rail in Bellevue:

[City of Bellevue webpage](#) | [Subscribe to City Updates](#) | [Receive Weekly Traffic Updates](#)
[Sound Transit webpage](#) | [Subscribe to East Link Construction Updates](#)

From: shinji goto [REDACTED]
Sent: Monday, September 18, 2017 11:13 PM
To: Jensen, Marie <MJensen@bellevuewa.gov>
Subject: East Link, 108th Ave SE

Marie,

I wanted to write to you about a limitation of the 108th ave SE street during rush hour between 4-7 pm. While I am encouraged that the City is trying to reduce the traffic to limit congestion for the roads leading into the Surrey Downs community, the pilot program has also inadvertently made commuting onerous for some Surrey Downs residences. I live very close to the SE 11th and 108th ave SE intersection and have found

myself needing to travel southbound down 108th ave quite often before 7 PM. This pilot program is supposed to better serve the Surrey Downs community, but as it is presently proposed, it is not optimal. The idea is good and I have asked the City about more effective control previously down 108th, but the control should not make traveling for Surrey Downs residences more difficult. The pilot study makes a 0.3 mile trip to 108th ave se and Bellevue Way to over 2.5 miles and adds 5 traffic light. This makes a one minute trip to 10 minutes and sometimes even more. This wastes time and gas, is bad for the environment as well as increasing congestion on Bellevue way near downtown. The idea was to make this a positive for the Surrey Downs residences particularly after losing two entrances that were closed on 112th ave, but I only see this as a limitation in it's current form, however I do have an idea which is only a minor deviation from that proposed.

My proposal is that any resident of Surrey Downs and others who live in the community west of 108th ave and South of Main St be excluded from complying with the restriction. If stopped by an officer, the driver of the car should show identification proving that they are a resident then be allowed to drive on. This is a win-win. It's good for the Surrey Downs residences and it still reduces congestion.

I would like to get this idea included. Please respond back to me on this idea.

Thank you,

[REDACTED]

[REDACTED]

Bellevue WA

[REDACTED]

Jensen, Marie

From: Jensen, Marie
Sent: Thursday, August 31, 2017 6:18 PM
To: 'Christie Hammond'
Subject: RE: Questions regarding lane restrictions on 108th.

Hi Christie

Thank you for sharing your concern about the pilot program. The city and the Neighborhood Traffic Mitigation Committee acknowledge that the pilot affects residents. The intent of the pilot is to reduce evening commuter traffic in your neighborhood, Bellecrest and Enatai.

Community feedback will be vital during the pilot as it will help the City and the Committee consider its effectiveness. Please feel free to send me additional thoughts once the pilot is underway.

Sincerely,
Marie Jensen

From: Christie Hammond [REDACTED]
Sent: Thursday, August 31, 2017 6:08 PM
To: Jensen, Marie <MJensen@bellevuewa.gov>
Cc: surreydownscc@gmail.com; Council <Council@bellevuewa.gov>
Subject: Questions regarding lane restrictions on 108th.

Hello Marie,

I just received and read the flyer regarding restrictions on Southbound 108th and Southbound Bellevue Way. I have carefully looked over the map and read the information. As you know I have been very involved in the East Link process and understand the issues well. I understand that the restriction is only from 4-7 and I believe this is a great inconvenience for the neighborhood of Surrey Downs. I will not speak for Bellecrest as I do not live in that neighborhood however I cannot not imagine that this is a good solution for them as well. I have previously given this feedback.

The Eastlink project has already taken our Eastern access to 112th. Our neighborhood is right in the middle of 108th and 108th is the only way to go over the hill instead of around it and through heavier traffic at any time of the day.

Your flyer states that there are no southbound restrictions for Surrey Downs neighbors Southbound to 16th. After 16th is the crucial link to Triangle pool, evening events at Enatai Elementary and I-90 access.

The fact that this is called a "Pilot Project" implies that this could become a permanent condition. I am raising my voice to say this is not a good permanent solution.

Best regards,

Christie L. Hammond



[REDACTED]
Bellevue, WA 98009-3661
[REDACTED]

This email message is for the sole use of the intended recipient(s) and may contain confidential and privileged information. Any unauthorized review, use, disclosure or distribution is prohibited. If you are not the intended recipient, please contact the sender by reply email and destroy all copies of the original message.

Jensen, Marie

From: Murphy, John
Sent: Monday, September 11, 2017 8:59 AM
To: Kerry Hill; Jensen, Marie
Cc: 'Ben Hill' [REDACTED]
Subject: RE: SE 16th Restrictions

Hi Kerry,

Thank you for reaching out and seeking clarification on the turn restrictions. Based on how you describe your route of travel, the restrictions at SE 16th St will not impact your travel home when traveling north on Bellevue Way and turning left SE 16th St to access 104th. The only movements that are restricted at SE 16th St and Bellevue Way are for westbound SE 16th St motorists. For example, motorists traveling westbound on SE 16th St can't continue straight through the intersection across Bellevue Way nor can they turn left (south) onto Bellevue Way. All other turns at this intersection are still permitted, whether it's from Bellevue Way or from eastbound SE 16th St. The intent of the turn restrictions is to discourage commuter traffic from using 108th Ave SE between Main St and Bellevue Way to access Bellevue Way and, ultimately, the freeway.

Please let me know if you have any other questions. Again, thanks for taking the time to seek clarification.

Take care,
John

JOHN MURPHY | Associate Planner

City of Bellevue | Transportation Department | Neighborhood Traffic Safety Services
450 110th Ave NE | Bellevue, WA 98009
O: 425-452-6967 | <http://www.bellevuewa.gov>

From: Kerry Hill [REDACTED]
Sent: Saturday, September 09, 2017 8:23 PM
To: Jensen, Marie <MJensen@bellevuewa.gov>; Murphy, John <JMurphy@bellevuewa.gov>
Cc: 'Ben Hill' [REDACTED]
Subject: SE 16th Restrictions

Hello –

I live on SE 13th street between Bellevue way and 104th. When driving home coming north, I typically turn Left onto SE 16th Street, then right on 104th, then right on 13th to get to my house. This allows me to make a left hand turn without blocking traffic on Bellevue Way with my turn signal on for who knows how long, waiting for a break in traffic. With the new restrictions, will I have to change my route? And if so, which route would you suggest?

Thank you,

Kerry Hill

Jensen, Marie

From: Luce, Michelle
Sent: Monday, September 18, 2017 11:16 AM
To: Berg, David
Cc: Jensen, Marie; Adell, Dana M.
Subject: Council FW: Bellevue Way Neighborhood Traffic Mitigation

Dave,

Forwarding this Council email for your response.

Thank you,

Michelle

City Council Office
452-6931

**Citizen emails to Council are tracked by the Council Office. On Thursdays a weekly report is prepared for Brad and Kate listing emails received, assigned department/staff and status of the response. If you have an outstanding item you will receive an email on Wednesday morning asking for an update.*

Best Practice - Responding to citizen emails that are sent to Council:

- *Respond within 10 business days.*
- *If your response will take longer than 10 business days email back with an explanation.*
- *Responses should be sent directly to the citizen, copying Council using the council@bellevuewa.gov email address.*
- *If responding via snail mail forward a scanned copy and copies will be distributed to the Council.*

From: David Hills [REDACTED]
Sent: Friday, September 15, 2017 16:33
To: Council <Council@bellevuewa.gov>
Subject: Bellevue Way Neighborhood Traffic Mitigation

All

I am writing to voice my displeasure with the traffic control measures underway on Bellevue Way.

As a resident of Enatai I appreciate the effort to limit cut through traffic in our neighborhood however the new measures are locking out residents such as myself from reasonably accessing our neighborhood.

At this point the limits to access are far worse than the slightly increased cut through traffic.

A better way must be found to control traffic but still allow residents reasonable access to and from their neighborhood. I would ask that you task your traffic engineering department to evaluate and find a better solution.

Thank you for your consideration.

~David

DAVID S. HILLS | AIA, LEED AP BD+C
PRESIDENT

Freiheit & Ho Architects, Inc., P.S.

[5209 Lake Washington Blvd NE | Suite 200 | Kirkland, WA | 98033](#)

T:

F:

E:

[fhoarch.com](#) | [LinkedIn](#) | [Twitter](#) | [Facebook](#)

Jensen, Marie

From: Jensen, Marie
Sent: Monday, September 18, 2017 1:52 PM
To: David Hills
Cc: Council; Jensen, Marie; Murphy, John
Subject: Follow Up: Bellevue Way Neighborhood Traffic Mitigation

Dear Mr. Hills,

I'm following up to your Sept. 15 email to the Bellevue City Council regarding the pilot traffic mitigation at SE 16th Street/ Bellevue Way and SE 16th Street/108th Avenue . This response is being shared with the City Council and will be shared with the [Neighborhood Traffic Mitigation Committee](#).

The effectiveness of the pilot is being evaluated through traffic volume data collection on many streets in Bellecrest and Enatai and from community feedback. We honestly want to know if residents are seeing an increase in commuter traffic during the three-month pilot. Our Traffic Engineering Division and Police Department have been involved with the committee and with this pilot.

The city and the committee acknowledge that the pilot affects residents within the neighborhoods the committee represents. We are hearing from other neighbors that it adds extra travel time and requires some neighbors to re-route their driving routines. The pilot is still in its early stages and will take some time for drivers to adjust to the temporary, weekday restrictions.

Thank you for your feedback; it is very valuable.

Sincerely,

Marie Jensen

East Link Outreach and Community Relations Lead
City of Bellevue Transportation Department
425-452-2064

Learn more about the East Link Light Rail in Bellevue:

[City of Bellevue webpage](#) | [Subscribe to City Updates](#) | [Receive Weekly Traffic Updates](#)
[Sound Transit webpage](#) | [Subscribe to East Link Construction Updates](#)

Jensen, Marie

From: Jensen, Marie
Sent: Thursday, September 14, 2017 4:10 PM
To: BILL HYLAND
Cc: Murphy, John; Jensen, Marie
Subject: RE: 108 Ave SE Traffic Mitigation

Dear Mr. Hyland,

Thank you for contacting us about the city's pilot traffic mitigation program. Your email and this response, as well as other neighbor feedback received about the pilot, will be shared with the [Neighborhood Traffic Mitigation Committee](#). The committee, comprised of neighbor volunteers, formed last year to work with the city to address neighborhood traffic mitigation during East Link construction on Bellevue Way and 112th Avenue SE.

The city and the committee acknowledge that the pilot affects residents within the neighborhoods the committee represents because it adds extra travel time and requires some neighbors to re-route their driving routines. The pilot is in its initial stages and will take some time for drivers to adjust to the temporary, weekday restrictions.

The concept of placards/stickers to be granted to certain area residents has been previously raised. The City advised the committee that the concept would not be pursued as there is no local or national program that allows preferential access for certain residents on public streets, under similar circumstances.

The effectiveness of the pilot is being evaluated through traffic volume data collection on many streets in Bellecrest and Enatai and from community feedback. We honestly want to know if residents are seeing an increase in commuter traffic during the three-month pilot.

Flashing beacons are anticipated to be installed next week. Enforcement will continue as police resources allow.

The goal of the pilot is to discourage commuter traffic during East Link construction happening on Bellevue Way and 112th Ave SE. We recognize that the restrictions may cause you and your family members inconveniences and ask for your patience during the next three months so that we can get a sense of whether the pilot is effective in discouraging more traffic in your neighborhood .

Most Sincerely,

Marie Jensen
East Link Outreach Lead
425-452-2064

John Murphy
Neighborhood Traffic Safety Services
425-452-6967

From: BILL HYLAND [REDACTED]
Sent: Tuesday, September 12, 2017 2:12 PM
To: Jensen, Marie <MJensen@bellevuewa.gov>; Murphy, John <JMurphy@bellevuewa.gov>
Subject: 108 Ave SE Traffic Mitigation

Dear Bellevue planners:

I am a lifetime resident of West Bellevue, last 40 years on 108th Ave. SE.
and support the city's efforts to preserve and protect the residential character
of the neighborhood in which I and immediate neighbors have lived for decades,
since before high-rise structures came to CBD of our city.
I personally like how the sleepy suburban village into which I was born has grown up
and desire to support City staffer efforts to make this continue to be the best place on Earth to live.

With respect to traffic restrictions on 108 Ave South of Main street,
I feel the recent attempts punish residents more than they benefit us.

Accordingly I offer for consideration an alternative for consideration:

1. Maintain the "Local Access only" and "No through traffic to Bellevue Way" designation and signage
2. Install a multi-camera system similar to those used in European and some US cities that digitally records images of vehicles passing through, using digital recognition software, which can match those heading Southbound from Main Street to those turning left at Bellevue Way within a to-be-determined short time period, and capturing the license plates of those doing both.
3. Photo-ID offenders with third camera and issue automatic citations to those found to be violating the no-through-traffic regulation.
4. Unmatched images automatically deleted after say 5 minutes.(all three archived for matched images)
5. Remove the straight-through restriction at Main Street.
6. Allow Bellevue Way / I-90 & 405 local access to residents of the "Bellecrest" and "Surrey Downs" neighborhoods, currently forced to go miles out of our way to get to freeways.

Sound Transit has significantly, adversely, impacted our neighborhood and should be paying for mitigation
of project-caused additional auto traffic and some consolation to residents permanently degraded by that juggernaut.

Faithfully your servant,
William Hyland CPA
BHS class of '69



Sent from Windows Mail

Murphy, John

From: Murphy, John
Sent: Thursday, September 07, 2017 2:43 PM
To: [REDACTED]
Cc: Jensen, Marie
Subject: Pilot Turn Restrictions Online Survey
Attachments: PilotRestrictionsSE16thMailer-Aug2017.pdf

Hi Ted,

It was a pleasure chatting with you this afternoon about the recently implemented turn restrictions on 108th Ave SE south of your office. As discussed, these turn restrictions were implemented on Tuesday and will last for approximately three months (early December). They are in effect weekdays, 4-7 PM. This three month period will allow us to determine whether the restrictions are meeting the goal of discouraging commuter traffic on 108th Ave SE during East Link constructions. All motorists—including neighborhood residents and employees—must obey the restrictions with the only exceptions being people biking, buses, and emergency vehicles.

The city and the Committee (that worked with staff to develop these restrictions) acknowledge that the pilot affects folks adjacent to the restrictions and could add extra travel time and require some motorists to re-route their driving routines. We also recognize that it will take some time for drivers to adjust to the temporary, weekday restrictions. The pilot is in its initial phase and it's important to the city and Committee to see if it is having its intended effect: discouraging commuter traffic during the week in the afternoon commute hours. We recognize that the restrictions may cause you and your family members inconveniences and ask for your patience during the next three months so that we can get a sense of whether the pilot is effective in discouraging more traffic.

A [simple survey is available online](#) for you or your employees to give feedback on your observations and experiences with the temporary turn restrictions. This feedback is important to understanding the effectiveness of the pilot.

I also mentioned a recently opened park-and-ride near Chace's Pancake Corral. More information from Sound Transit can be found here: <https://content.govdelivery.com/accounts/WASOUND/bulletins/1b068c0>

I've attached a brochure explaining why these restrictions were implemented, how they work, and some other FAQs. Please let me know if you have any other questions.

Thanks,
John

JOHN MURPHY | Associate Planner

City of Bellevue | Transportation Department | Neighborhood Traffic Safety Services
450 110th Ave NE | Bellevue, WA 98009
O: 425-452-6967 | <http://www.bellevuewa.gov>

Jensen, Marie

From: Jensen, Marie
Sent: Monday, September 18, 2017 12:22 PM
To: Akane Itoh
Cc: Murphy, John; Jensen, Marie
Subject: RE: 108th ave SE traffic

Hi Akane

Thank you for your email about the pilot traffic revisions at SE 16th St. Your feedback, and other community feedback, will be shared with the [Neighborhood Traffic Mitigation Committee](#).

We appreciate your patience during the pilot as it gives us an opportunity to evaluate its effectiveness in reducing commuter traffic in neighborhoods during East Link construction.

Police enforcement has occurred and will continue to occur as resources allow. The City is collecting traffic volume data as well. Flashing beacons will soon be installed on top of the new traffic revision signs which should help bring attention to drivers.

We appreciate your feedback.

Sincerely,

Marie Jensen
East Link Outreach Lead
425-452-2064

John Murphy
Neighborhood Traffic Safety Services
425-452-6967

From: Akane Itoh [REDACTED]
Sent: Saturday, September 16, 2017 11:59 AM
To: Jensen, Marie <MJensen@bellevuewa.gov>; Murphy, John <JMurphy@bellevuewa.gov>
Subject: 108th ave SE traffic

First of all, thank you very much to piloting the “no left turn” during the rush hour on 108th AVE SE. We really appreciate that you are hearing our concern and you are actually doing something about it.

My name is Akane Itoh. We live on 108th ave SE right behind BHS. The traffic has been a major problem in our neighborhood since BHS added entrance to the campus on 108th and due to construction to 112th. I am glad that you are doing something about it right now before it will be worse once the sound transit runs on 112th in the future. Thank you.

I walked on 108th yesterday to see the progress. Despite of being Friday evening 6pm, the traffic on 108th seemed less than usual. It could be from the “no left turn” project; or could be coincidence since the Bellevue way traffic wasn't too bad. Unfortunately I still see most cars still do turn left at intersection of Bellevue way and 108th.

I hope there is a final “No left turn” sign at the intersection of Bellevue way and 108th. People usually feel guilty doing something they are not supposed to do in front of the sign. Were there police officers randomly checking too?

Akane Itoh

Jensen, Marie

From: Murphy, John
Sent: Tuesday, September 12, 2017 10:10 AM
To: [REDACTED]
Cc: Jensen, Marie
Subject: RE: Pilot Project on Bellevue Way SE

Hi Ira,

Not a problem. I'm always happy to resolve things so easily.

I totally understand the frustration with Bellevue Way and Main St. Last Wednesday in particular was tough in terms of construction crews still working around 5 at that intersection. Fortunately, as you note, that work is largely complete and shouldn't conflict or impede rush hour traffic again.

If you need anything else, please don't hesitate to contact me.

Take care,
John

From: [REDACTED]
Sent: Tuesday, September 12, 2017 10:00 AM
To: Murphy, John <JMurphy@bellevuewa.gov>
Subject: Re: Pilot Project on Bellevue Way SE

John,

Thank you for your quick reply. I appreciate the detailed explanation you provided. Guess, I did misinterpret the mailer. Sorry, my mistake.

But what also had me going was the traffic mess on Bellevue Way and Main street for the past several days. In fact, one day traffic was back up almost to I-90 on the northbound lane of Bellevue Way. To get around this, and get downtown and doctors appt. I went to SE 16th Street to cross Bellevue Way access 108th North and that was a breeze. So, all this happening in a short time, was cause for alarm to me. But the Bellevue Way & Main repaving seems to be over and traffic last night was flowing again.

Thanks again, and hopefully, I won't need to bother you again.

Have a good day,

Ira Kaye

In a message dated 9/12/2017 9:02:42 A.M. Pacific Daylight Time, JMurphy@bellevuewa.gov writes:

Good Morning Ira,

Thank you for reaching out and expressing your concern about the pilot project.

I think you misinterpreted the pilot project and what movements are actually restricted. Based on how you describe your route of travel, the restrictions at SE 16th St will not impact your travel home when traveling north on Bellevue Way and turning left SE 16th St to access 104th. The only movements that are restricted at SE 16th St and Bellevue Way are for westbound SE 16th St motorists. For example, motorists traveling westbound on SE 16th St can't continue straight through the intersection across Bellevue Way nor can they turn left (south) onto Bellevue Way. All other turns at this intersection are still permitted, whether it's from Bellevue Way or from eastbound SE 16th St. The intent of the turn restrictions is to discourage commuter traffic from using 108th Ave SE between Main St and Bellevue Way to access Bellevue Way and, ultimately, the freeway.

We are monitoring traffic on 104th Ave SE and many other streets in the South Bellevue neighborhoods to ensure we are not creating additional traffic issues on other streets. If you are concerned about speeding on your street, you can request police enforcement via this [online form](#).

A [simple survey is available online](#) for you and residents of the impacted neighborhoods to give feedback on your observations and experiences with the temporary turn restrictions. This feedback is important to understanding the effectiveness of the pilot. The city is also collecting traffic volume data as a means to evaluate the pilot. Traffic data will be shared with the committee and captured in a summary of the meeting which is posted online. All of the committee's meeting summaries are posted online: www.bellevuewa.gov/ELTraffic.

The pilot is in its initial phase and it's important to the city and Committee to see if it is having its intended effect: discouraging commuter traffic during the week in the afternoon commute hours. We recognize that the restrictions may cause you and your family members inconveniences and ask for your patience during the next three months so that we can get a sense of whether the pilot is effective in discouraging more traffic.

Please let me know if you have any other questions.

Thanks,

John

JOHN MURPHY | Associate Planner

City of Bellevue | Transportation Department | Neighborhood Traffic Safety Services

450 110th Ave NE | Bellevue, WA 98009

O: 425-452-6967 | <http://www.bellevuewa.gov>

From: [REDACTED]
Sent: Friday, September 01, 2017 8:17 AM
To: Jensen, Marie <MJensen@bellevuewa.gov>
Subject: Pilot Project on Bellevue Way SE

Good morning Marie,

I've just read the flyer regarding the change in traffic that begins now. Quite honestly I was appalled of how this is being handled.

I live on the corner of 104th & SE 13th. As if 104th doesn't have enough traffic, now this new traffic pattern will add substantially to the traffic and noise, let alone the safety of children who walk on these streets.

And to top it off, by not allowing any turns on SE 16th street, you have made it virtually impossible for residents to access their homes when driving northbound on Bellevue Way. Maybe you didn't realize it, but many of us make a left turn on SE 16th street to get to 104th in order to get home. When traffic is heavy in the afternoon it is virtually impossible to make a left turn onto either SE 14th or 13th Street. That is unless you want to wait for a break in the traffic to turn left onto one of those streets. SE 16th street is the only street that has a signal and left turn lane. If that isn't used, then you are inviting an incredible back up in the left lane as we will stop traffic in order to turn left on one of the other streets, this will reduce northbound traffic to one lane, you know what will happen...long back ups, road rage, and traffic accidents. Also, fyi, both Uber and taxis all take a left on SE 16th street as it is safer than trying to use 14th or 13th. I know, as I usually take Uber when going to a Seahawks game or going into Seattle.

Personally, when I return from either Factoria or the airport, taking Bellevue Way northbound is the quickest and safest way to get home. Now, it appears you have removed this option. And for this I am paying taxes??

So, I suggest you allow the left turn lanes on SE 16th street to remain as an alternative to getting over to 104th.

But, as I mentioned, I am also concerned about the increase of traffic on 104th. Either post more 25 mph signs, or have police monitor this area for speeders as it is not done now. Cars and trucks going well over the speed limit happen hourly. And with school starting, teenagers heading to or from the high school are notorious for not obeying speed signs. Or add speed bumps on every street up to SE 16th.

Please consider these options and let me know what if anything will be done.

Sincerely,

Ira Kaye

Home:



Jensen, Marie

From: Jensen, Marie
Sent: Wednesday, September 06, 2017 5:07 PM
To: Bernice Lacey
Cc: Mitch Lacey; Murphy, John; Jensen, Marie
Subject: RE: 108th Ave SE restrictions

Dear Ms. Lacey

Thank you for contacting me via email and phone about the city's pilot traffic mitigation program. Your email and this response, as well as other neighbor feedback received about the pilot, will be shared with the [Neighborhood Traffic Mitigation Committee](#). The committee, comprised of neighbor volunteers, formed last year to work with the city to address neighborhood traffic mitigation during East Link construction on Bellevue Way and 112th Avenue SE. I'm also copying John Murphy, Neighborhood Traffic Safety Services, who serves a co-liaison with me to the committee.

Commuter traffic within neighborhoods is a city-wide concern as it can impact livability. For Surrey Downs, Bellecrest and Enatai neighborhoods and Beaux Arts Village, residents have long been worried about the increase of commuter traffic once East Link construction was underway. As you know, light rail construction is now occurring on Bellevue Way and 112th Avenue SE. The pilot is aimed at lessening commuter traffic in these neighborhoods during this construction. A recent traffic study shows an uptick in traffic volumes in the area since light rail construction began this summer.

The city and the Committee acknowledge that the pilot affects residents within the neighborhoods the Committee represents because it will add extra travel time, require some neighbors to re-route their driving routines, and will take some time for drivers to adjust to the temporary, weekday restrictions. I appreciate your informing me of the impacts it has with your daughter's afternoon bus schedule. This is good feedback for us and the committee to know.

The effectiveness of the pilot is being evaluated through traffic volume data collection on many streets in Bellecrest and Enatai and from community feedback. We honestly want to know if residents are seeing an increase in commuter traffic during the three-month pilot. We encourage you to send us your observations now that pilot is underway via an [online comment form](#).

The pilot is in its initial phase and it's important to the city and Committee to see if it is having its intended effect: discouraging commuter traffic during the week in the afternoon commute hours. We recognize that the restrictions may cause you and your family members inconveniences and ask for your patience during the next three months so that we can get a sense of whether the pilot is effective in discouraging more traffic.

More information about the pilot and the Committee is online at www.bellevuewa.gov/ELTraffic.

I appreciate your sharing your concerns.

Marie Jensen
East Link Outreach and Community Relations Lead
City of Bellevue Transportation Department
425-452-2064

Learn more about the East Link Light Rail in Bellevue:
[City of Bellevue webpage](#) | [Subscribe to City Updates](#) | [Receive Weekly Traffic Updates](#)
[Sound Transit webpage](#) | [Subscribe to East Link Construction Updates](#)

From: Bernice Lacey [REDACTED]
Sent: Friday, September 01, 2017 8:54 AM
To: Jensen, Marie <MJensen@bellevuewa.gov>
Cc: Mitch Lacey [REDACTED]
Subject: 108th Ave SE restrictions

Hello Marie –

My name is Bernice Lacey. I left you a voicemail this morning regarding the south Bellevue east link construction mailer.

We live in Surrey Downs @ 110th Ave SE & SE 3rd Street. My daughter's school bus drops her at Enatai Elementary @ 4:10, or after depending on other traffic. This means that we need to cross Bellevue Way after 4pm to pick her up. I would like to know how those of us that need to pick up our children are supposed to access these school bus stops in Enatai with the new restrictions in place.

My daughter attends Tillicum Middle School @ Ringdall and rides BSD bus #32.

We did put in a request last year that the BSD transportation department add another bus stop for Surrey Downs residence at 108th Ave SE & SE 2nd Place. As the bus was traveling north on 108th from Enatai Elementary to NE 10th ST & Library crosswalk (the stop after Enatai) but their response was that timing does not allow for the additional stop. We see this as one possible solution for having less traffic trying to travel southbound on 108th.

I look forward to speaking with you soon about this issue. And working on a solution.

Thank you for your time.

-Bernice Lacey

[REDACTED] (home)

[REDACTED] (mobile)

Jensen, Marie

From: Murphy, John
Sent: Tuesday, September 12, 2017 2:16 PM
To: [REDACTED]
Cc: Jensen, Marie; bldgdept@beauxarts-wa.gov
Subject: RE: Question on East Link Traffic Restrictions

Good Afternoon Mr. Lowry,

Thank you for reaching out and seeking clarification.

I've included a few maps bellows to help explain the next few paragraphs. These there are two intersections that have restrictions: 1) SE 16th St at 108th Ave SE and 2) SE 16th St at Bellevue Way. Motorists traveling southbound on 108th Ave se will be restricted at SE 16th St and not allowed to continue toward Bellevue Way/108th Ave SE. At this intersection, motorists will be required to make a right turn (westbound) onto SE 16th St. Once motorists are at Bellevue Way, they are required to make another right turn (no access westbound or southbound). These restrictions are in weekdays, 4-7 PM.

The green lines (see map below) show you would get to Beaux Arts Village or Enatai from the north:

- A: Southbound Bellevue Way to southbound 104th Ave SE near the nursery
- B: Southbound Bellevue Way to westbound SE 16th St near Chace's Pancake Corral
- C: Southbound Bellevue Way to southbound 107th Ave SE near Chace's Pancake Corral
- D: Southbound Bellevue Way to eastbound SE 16th St to southbound 108th Ave SE (to the intersection of Bellevue Way and across into Enatai)
- E: Southbound Bellevue Way to southbound 108th Ave SE near Triangle Pool

None of these routes in green conflict with the two locations that have turn restrictions. If that isn't clear, please let me know and we can continue to work through it.

A [simple survey is available online](#) for you and residents of the impacted neighborhoods to give feedback on your observations and experiences with the temporary turn restrictions. This feedback is important to understanding the effectiveness of the pilot. The city is also collecting traffic volume data as a means to evaluate the pilot. Traffic data will be shared with the committee and captured in a summary of the meeting which is posted online. All of the committee's meeting summaries are posted online: www.bellevuewa.gov/ELTraffic.

The pilot is in its initial phase and it's important to the city and Committee to see if it is having its intended effect: discouraging commuter traffic during the week in the afternoon commute hours. We recognize that the restrictions may cause you and your family members inconveniences and ask for your patience during the next three months so that we can get a sense of whether the pilot is effective in discouraging more traffic.

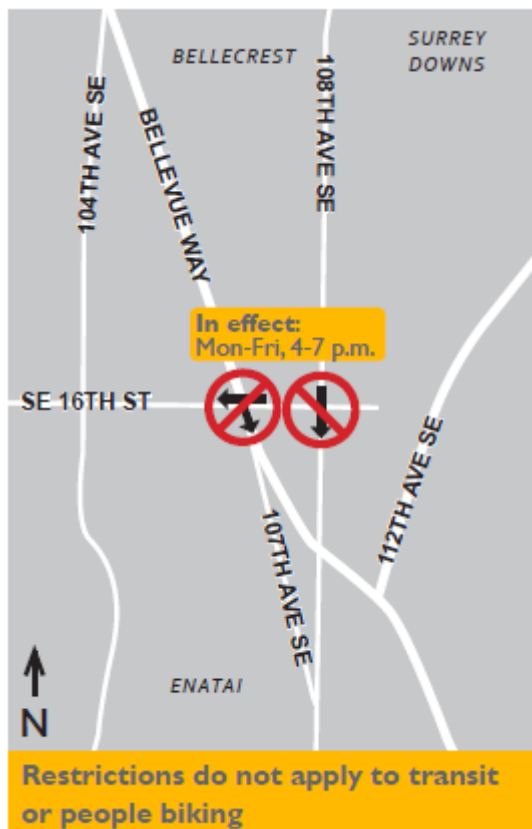
Please let me know if you have any other questions.

Thanks,
John

JOHN MURPHY | Associate Planner

City of Bellevue | Transportation Department | Neighborhood Traffic Safety Services
450 110th Ave NE | Bellevue, WA 98009
O: 425-452-6967 | <http://www.bellevuewa.gov>

Getting to Enatai, south Bellecrest, Beaux Arts Village



There will remain many ways to access points south of the restrictions if you are coming from downtown. Consider one of the green routes shown above.

How do I get south to Bellevue Way between 4-7 PM? (see map above)

If you live in Bellecrest or Surrey Downs, consider traveling north on 108th Ave SE to Main St to find an alternative route to the freeway (e.g. downtown access to I-405) or traveling south on 112th Ave SE or Bellevue Way).

How do I access Enatai and Beaux Arts Village? (see map above)

Likely how you normally did before the restriction. Off Bellevue Way, you can use 104th Ave SE (A), SE 16th St (B), 107th Ave SE (C), SE 16th St to 108th Ave SE (D), or 108th Ave SE (E).

From: Charles Lowry
Sent: Monday, September 04, 2017 7:42 PM
To: Jensen, Marie <MJensen@bellevuewa.gov>

Cc: Angela Kulp <bldgdept@beauxarts-wa.gov>

Subject: Question on East Link Traffic Restrictions

Marie,

I have received the August 29th information mailer and believe the two charts on the inside conflict each other. My reading of the chart with green arrows and the “How to access Enatai and Beaux Arts Village” paragraph seem to show I may transit 108th Ave SE all the from down town to my home on SE 29th street. It also shows a permissible route from south bound 108th to west bound on SE 16th and straight on to 104th Ave SE.

Charles Lowry



Jensen, Marie

From: Murphy, John
Sent: Friday, September 08, 2017 12:06 PM
To: Anthony Marble
Cc: Jensen, Marie
Subject: RE: concern about the pilot of traffic restrictions on NE 108th Street

Dear Mr. Marble,

Thank you for contacting us about the city's pilot traffic mitigation program. Your email and this response, as well as other neighbor feedback received about the pilot, will be shared with the [Neighborhood Traffic Mitigation Committee](#). The committee, comprised of neighbor volunteers, formed last year to work with the city to address neighborhood traffic mitigation during East Link construction on Bellevue Way and 112th Avenue SE.

Surrey Downs, Bellecrest and Enatai neighborhoods and Beaux Arts Village residents have long been worried about the increase of commuter traffic once East Link construction was underway. As you know, light rail construction is now occurring on Bellevue Way and 112th Avenue SE. A recent study shows an uptick in traffic volumes in the area since light rail construction began this summer. The pilot is aimed at lessening commuter traffic in these neighborhoods during this construction.

The city and the Committee acknowledge that the pilot affects residents and folks at Bellevue High School within the neighborhoods the committee represents because it will add extra travel time and require some motorists to re-route their driving routines, as you describe in your email. We also recognize that it will take some time for drivers to adjust to the temporary, weekday restrictions. Regarding the long waits at Wolverine Way and Bellevue Way, I will coordinate with our signal engineers to see if they are able to make timing improvements between 4-7 pm that will allow for improved traffic flow leaving the school.

Throughout the committee's work, city staff have kept Bellevue High School officials informed of proposed mitigation and, more recently, shared with them the implementation plan for the pilot.

The concept of placards/stickers to be granted to certain motorists has been previously raised. The City advised the committee that the concept would not be pursued as there is no local or national program that allows preferential access for certain motorists on public streets, under similar circumstances.

A [simple survey is available online](#) for you and residents of the impacted neighborhoods to give feedback on your observations and experiences with the temporary turn restrictions. This feedback is important to understanding the effectiveness of the pilot. The city is also collecting traffic volume data as a means to evaluate the pilot. Traffic data will be shared with the committee and captured in a summary of the meeting which is posted online. All of the committee's meeting summaries are posted online: www.bellevuewa.gov/ELTraffic.

The pilot is in its initial phase and it's important to the city and Committee to see if it is having its intended effect: discouraging commuter traffic during the week in the afternoon commute hours. We recognize that the restrictions may cause you and your family members inconveniences and ask for your patience during the next three months so that we can get a sense of whether the pilot is effective in discouraging more traffic.

Thanks,
John

JOHN MURPHY | Associate Planner

City of Bellevue | Transportation Department | Neighborhood Traffic Safety Services
450 110th Ave NE | Bellevue, WA 98009

From: Anthony Marble [REDACTED] **On Behalf Of** Anthony Marble
Sent: Wednesday, September 06, 2017 6:18 AM
To: Murphy, John <JMurphy@bellevuewa.gov>
Cc: mjensen@bellevuewa.gov
Subject: concern about the pilot of traffic restrictions on NE 108th Street

Hi, my name is Anthony Marble and I am a mathematics teacher at Bellevue High School. For the past six years, since the new BHS was built, we have had access and opportunity and exit off the school grounds onto NE 108th Ave. Many of us park on the east side of the school and this is our natural exit to leave the school grounds.

If I understand this correctly, the 3-month pilot will be EXCLUDING us from exiting BHS onto NE 108th Ave into to get onto Bellevue Way and then being able to get onto I-90 and go home.

Time is very precious to teachers. I am guessing that have not visiting BHS from 3:00pm to 4:15pm. I can tell you firsthand that parents are lining up their cars from the bottom of the hill at the intersection of Wolverine Way SE and Bellevue Way SE. It often blocks our access as teachers to even be able to exit out of our own parking lot until around 4pm, much less get down the hill from Wolverine Way SE to Bellevue Way. I have personally had to wait up to 5 lights just to make it off the campus of Bellevue High School.

It seems to me that I am going to be forced to take the option due to the 3-month pilot that you have decided to instigate on NE 108th Ave. We, as Bellevue High School teachers are not just trying to drive through all the way from Main Street to Bellevue Way all the way on 108th. NE 108th Street borders Bellevue High School and is a main thoroughfare for students, parents and staff to come and leave the campus.

I ask you to please consider giving us teachers at Bellevue High School the same privilege that you are giving school buses to still drive on NE 108th down to Bellevue Way SE and then be able to left onto Bellevue Way SE so we can get onto I-90 and be able to get home in a decent period of time. I know that traffic in this area is only going to get worse because of all of the construction that is going on Bellevue Way SE with the light rail.

Thanks for taking this matter into consideration. I have taught at Bellevue High School for 15 years and I understand the importance of being able to leave BHS and get onto NE 108th Ave to be able to connect to Bellevue Way. It saves up 5-10 minutes at least versus having to go down Wolverine Way SE hill to Bellevue Way and have to use that which all of the downtown workers will have to do. I understand you want to limit them using NE 108th Ave as a "shortcut" to get to I-90. But we work off NE 108th at BHS and are part of that Bellecrest neighborhood and community and should be able to have access to that road from 4-7pm just like school buses so we can most efficiently time-wise get to I-90 and just get home.

Sincerely and Respectfully,

Anthony Marble
Mathematics Teacher
Bellevue High School
[REDACTED]

Sent from Windows Mail

Jensen, Marie

From: Jensen, Marie
Sent: Thursday, September 14, 2017 4:05 PM
To: Derek Marks
Cc: Murphy, John; Jensen, Marie
Subject: RE: New Restrictions

Hi Derek

Thank you for contacting us about the city's pilot traffic mitigation program. Your email and this response, as well as other neighbor feedback received about the pilot, will be shared with the [Neighborhood Traffic Mitigation Committee](#). The committee, comprised of neighbor volunteers, formed last year to work with the city to address neighborhood traffic mitigation during East Link construction on Bellevue Way and 112th Avenue SE.

The city and the committee acknowledge that the pilot affects residents within the neighborhoods the committee represents because it adds extra travel time and requires some neighbors to re-route their driving routines. The pilot is in its initial stages and will take some time for drivers to adjust to the temporary, weekday restrictions. The pilot—and all work associated with the committee—is temporary in nature and is only be considered while East Link construction is underway.

The concept of placards/stickers to be granted to certain area residents has been previously raised. The City advised the committee that the concept would not be pursued as there is no local or national program that allows preferential access for certain residents on public streets, under similar circumstances.

The effectiveness of the pilot is being evaluated through traffic volume data collection on many streets in Bellecrest and Enatai and from community feedback. We honestly want to know if residents are seeing an increase in commuter traffic during the three-month pilot.

Flashing beacons are anticipated to be installed next week. Enforcement will continue as police resources allow.

We appreciate you recognizing the goal of the pilot which is to discourage commuter traffic during East Link construction happening on Bellevue Way and 112th Ave SE. We recognize that the restrictions may cause you and your family members inconveniences and ask for your patience during the next three months so that we can get a sense of whether the pilot is effective in discouraging more traffic in your neighborhood .

Sincerely,

Marie Jensen
East Link Outreach Lead
425-452-2064

John Murphy
Neighborhood Traffic Safety Services
425-452-6967

From: Derek Marks [REDACTED]
Sent: Wednesday, September 13, 2017 7:26 PM

To: Jensen, Marie <MJensen@bellevuewa.gov>; Murphy, John <JMurphy@bellevuewa.gov>

Subject: New Restrictions

I live in Enatai on 108th and while I appreciate the city trying to mitigate non-residents from cutting through our neighborhood, it also becomes a pain for residents (and our kids that go to BHS) trying to get in the neighborhood. Plus, I think the bulk of people cutting through the neighborhood comes from southbound Bellevue Way, not 108th. Not sure how the folks on 104th will like this either as it will likely put more traffic on 104th.

Any chance of getting a pass or sticker that residents can display in their window that would allow us to avoid these restrictions? Or just post signs on appropriate intersections that say "local access only – fine \$136"? I like the light rail, just trying to mitigate further frustration from residents trying to get in and out of the neighborhood as we already have the weekend hassle to deal with. Part of my concern is that this becomes permanent just like the restriction of going straight when heading southbound on 108th across Main Street.

Derek Marks


Jensen, Marie

From: Jensen, Marie
Sent: Wednesday, September 13, 2017 10:55 AM
To: Erin Powell; Murphy, John
Cc: Marie Jensen
Subject: RE: NTMC Pilot Study Comments

Hi Erin

Thank you for sharing your observations and thoughts about the pilot turn restrictions at SE 16th Street. Your email and this response, as well as all other neighborhood feedback, will be shared with the Neighborhood Traffic Mitigation Committee.

The pilot is in its initial stages. Police enforcement will continue as resources allow and citations will begin to be issued to violators. Officers have been handing out flyers to drivers that explain the pilot. Traffic volume data continues to be collected. The beacons are anticipated to be installed on the traffic signs next week.

It has been the city's experience that time is needed for drivers to adjust to a traffic revision; we are being patient to allow for this adjustment. We appreciate your willingness to adjust your driving routines within the area.

As you know, the city encourages all modes of transportation and has many resources for those interested in bicycling, busing and walking. Any help your neighborhood association can do to encourage using these other options is appreciated. Some resources include:

- Choose Your Way Bellevue, <http://www.chooseyourwaybellevue.org/>
- King County Metro Initiative <https://justonetrip.org/>
- Bellevue Walk About Map: <http://walkaboutmaps.com/bellevueinteractivemap/>

Sincerely,

Marie Jensen
East Link Outreach Lead
425-452-2064

John Murphy
Neighborhood Traffic Safety Services
425-452-6967

From: Erin Powell [REDACTED]
Sent: Sunday, September 10, 2017 3:47 PM
To: Murphy, John <JMurphy@bellevuewa.gov>; Jensen, Marie <MJensen@bellevuewa.gov>
Subject: NTMC Pilot Study Comments

John Murphy and Marie Jensen,

Thank you both for continuing to do great work on the Neighborhood Traffic Mitigation

Committee (NTMC) pilot study solutions and possible long term fix to the Sound Transit's East Link construction impacts to the neighborhoods of Bellecrest, Surrey Downs, Enatai and Beaux Arts Village. Traffic changes to transportation routes must be one of the most frustrating dilemmas many residents experience thereby causing fear, anger and a sense of being wronged when instructed by use of traffic signs and police that they can not continue to cut through on a neighborhood street that they have grown accustomed to using as a cut through route for many years. I have embraced the NTMC Pilot Study changes and have been inconvenienced in some of my travel wants. I am learning to plan around it and also appreciate the work and suggestions the City of Bellevue staff and NTMC committee members developed for Bellevue traveling public. Bring on the Pilot study and bring on the changes to address the evening Commuter Traffic issues. Thank you!

How is the pilot study going from your perspective? Myself and neighbors have observed lots and lots of people going straight through the intersection at 108th Ave SE and SE 16th since the beginning of the pilot study. Perhaps your cameras, police officers and staff have detected the same as our observations?

I want to offer my total favorable and positive support to the Pilot Project to Restrict Evening Commuter Traffic in South Bellevue. As the work and learning processes of the NTMC reveled there are no easy answers to changing human behavior and the public good trade offs can be difficult to accept. The traffic data used to describe the unacceptable high volumes of cut through traffic on 108th SE can only be seen as a deterioration of the livability, health and safety to a school zoned and residential neighborhood that is eager for relief from the traffic. The NTMC Pilot Study is a positive beginning and a step in the correct direction, keep up the good work and I support you. Thank you.

* I liked the electronic sign installed and operating at Main Street and 108th Ave SE many days before the start of the pilot study. Thank you.

Easy to read, hard to miss the message or misunderstand the message. But as we can also ascertain from the large number of drivers proceeding straight through 108th Ave SE and SE 16th alas it was unheeded and unpunished for now. I recall that you have allowed the police to give drivers a week of two weeks of orientation and further learning. After this two week period you will begin handing out tickets. My fear is that we will not have enough police to hand out the ticket in quick succession as to catch all of the traffic law breakers. Is there a way to do electronic/photos of cars and send them tickets. Like when you get ticketed from the Go To Go lanes on 520? How do we solve this? Does more outreach to nearby cities and companies

need to take place so as to inform the commuting public who has not learned of these changes? TV News, local radio stations?

* I recall you said that the flashing signs were on back order and would be installed as soon as work crews and time allowed to support the NTMC Pilot

Study to Restrict Evening Commuter Traffic in South Bellevue. This might make more of a human behavior change on some drivers but I am wondering

if we have not educated and done actual explaining of traffic ticket ramifications and costs to the current Monday thru Friday 4:00-7:00pm drivers who have

ignored the signs now. How do we fix this human behavior? Once the flashing lights are installed at the signs, could we once again begin the count down for the

duration of the pilot study? It seems that we have a stuttered beginning to it because the flashing lights are not in place yet and people can use reasoning that they

did not see the sign. Can we set back the pilot study start time clock?

* The other suggestion I have is that maybe we need more police presence for a longer amount of time. For the beginning of this pilot study perhaps we need coverage

4-7pm, all five days of the week to direct cars onto SE16th. Whereby City of Bellevue staffers or volunteers can give flyers to people so they can become knowledgeable

about the changes in traffic changes. Compliance of the new traffic routing laws are by in large not being followed.

* The attitudes of some include: "catch me if you can" & "I'm just going to drive straight through and not turn down SE 16th", "I live in Enatai so I should be able to drive south on 108th,

I pay taxes too, these are my streets too", "if Bellecrest neighbors don't like the amount of traffic on 108th they should move".

Perhaps we can further explain routes into Enatai and Beaux Arts Village and that time management of travel during weekday late afternoons will be longer,

large amounts of patience is needed to manage the stress of larger amounts of travel time in our Sound Transit/East Link building time frame reality

that is going to be with us for 5-7 years.

* Last but not least: Might South Bellevue residents consider walking, bicycling or taking the bus to and from places?

Might appointments and errands be completed at different times?

That all for now, Sincerely appreciate the progress and looking forward to greater compliance from the traveling public,

Erin Powell

Jensen, Marie

From: Jensen, Marie
Sent: Wednesday, September 06, 2017 6:11 PM
To: Venkat Ramanan
Cc: Murphy, John; Jensen, Marie
Subject: RE: South Bellevue Pilot Project

Dear Venkat

Thank you for contacting us about the pilot turn restrictions. Your feedback is important to the city and the [Neighborhood Traffic Mitigation Committee](#) as we evaluate the effectiveness of the pilot to discourage increased commuter traffic in Surrey Downs, Bellecrest, Enatai and Beaux Arts Village during the weekday afternoon commute while East Link construction is occurring on Bellevue Way and 112th Ave. SE.

The city and the Committee acknowledge that the pilot affects residents within the neighborhoods the committee represents because it will add extra travel time, require some neighbors to re-route their driving routines, and will take some time for drivers to adjust to the temporary, weekday restrictions.

We ask for your patience during the next three months as we continue to receive feedback and collect traffic volume data to get a sense of whether the pilot is effective in discouraging more traffic.

Sincerely,

Marie Jensen, East Link Outreach Lead
425-452-2064

John Murphy, Neighborhood Traffic Safety Services
425-452-6967

From: Venkat Ramanan [REDACTED]
Sent: Monday, September 04, 2017 1:52 PM
To: Jensen, Marie <MJensen@bellevuewa.gov>; Murphy, John <JMurphy@bellevuewa.gov>
Subject: South Bellevue Pilot Project

Dear Ms. Jensen and Mr. Murphy,

I reside in the South Bellevue (Enatai) area and am writing to provide feedback on the proposed traffic restrictions on 108th SE and SE 16th. While the objective of keeping commuter traffic to Bellevue Way is appreciated, the restrictions do significantly affect our ability to drive to our residence during the late afternoon / evening time period. I would like to propose, for your consideration, an adjustment to the proposal - this would be to allow westbound traffic on SE 16th instead of forcing all traffic to turn north on Bellevue Way. This enables residents in the Enatai area to drive to their homes without having to deal with the bottleneck at 108/112/Bellevue Way which during the evenings can be quite time consuming.

Thank you for considering my feedback to the proposal !

Jensen, Marie

From: Jensen, Marie
Sent: Wednesday, September 06, 2017 5:28 PM
To: Paige Spink
Cc: Jensen, Marie; Murphy, John
Subject: RE: Pilot Program traffic revision

Dear Ms. Spink

Thank you for your continued interest in traffic mitigation during East Link construction and for contacting me about the city's pilot traffic mitigation program.

Commuter traffic within neighborhoods is a city-wide concern as it can impact livability. For Surrey Downs, Bellecrest and Enatai neighborhoods and Beaux Arts Village, residents have long been worried about the increase of commuter traffic once East Link construction was underway. As you know, light rail construction is now occurring on Bellevue Way and 112th Avenue SE. The pilot is aimed at lessening commuter traffic in these neighborhoods. A recent traffic study shows an uptick in traffic volumes in the area since light rail construction began this summer.

The city and the Committee acknowledge that the pilot affects residents within the neighborhoods the Committee represents because it will add extra travel time, require some neighbors to re-route their driving routines, and will take some time for drivers to adjust to the temporary, weekday restrictions. We've had several conversations with Bellevue High School representatives about the work of the committee and more recently, about the pilot and recognize that some sports activities occur within the 4 to 7 p.m. restriction.

The concept of placards/stickers to be granted to certain area residents has been previously raised. The City advised the committee that the concept would not be pursued as there is no local or national program that allows preferential access for certain residents on public streets, under similar circumstances. The [summary of the Oct. 25, 2016](#) and [summary of the Nov. 6, 2016](#) committee meetings reflects some of the dialogue about placards.

The effectiveness of the pilot is being evaluated through traffic volume data collection on many streets in Bellecrest and Enatai and from community feedback. We honestly want to know if residents are seeing an increase in commuter traffic during the three-month pilot. We encourage you to send us your observations now that pilot is underway via an [online comment form](#).

The pilot is in its initial phase and it's important to the city and Committee to see if it is having its intended effect: discouraging commuter traffic during the week in the afternoon commute hours. We recognize that the restrictions may cause you and your family members inconveniences and ask for your patience during the next three months so that we can get a sense of whether the pilot is effective in discouraging more traffic.

Your email and this response, as well as other neighbor feedback received about the pilot, will be shared with the [Neighborhood Traffic Mitigation Committee](#). More information about the pilot and the committee is online at www.bellevuewa.gov/ELTraffic.

I appreciate your sharing your concerns.

Marie Jensen

East Link Outreach and Community Relations Lead
City of Bellevue Transportation Department
425-452-2064

Learn more about the East Link Light Rail in Bellevue:

[City of Bellevue webpage](#) | [Subscribe to City Updates](#) | [Receive Weekly Traffic Updates](#)
[Sound Transit webpage](#) | [Subscribe to East Link Construction Updates](#)

From: Paige Spink [REDACTED]
Sent: Friday, September 01, 2017 2:49 PM
To: Jensen, Marie <MJensen@bellevuewa.gov>; Murphy, John <JMurphy@bellevuewa.gov>
Subject: Pilot Program traffic revision

Dear City Representative,

I realize that you are trying to avoid cut throughs by commuters into Enatai and Surrey Downs by implementing this program, but did you take in to consideration those homeowners who actually live in Enatai? I think not, because you are once again penalizing Enatai residents. I live off 108th and SE 24th and often come home from downtown Bellevue on 108th Ave. SE. I will now have no choice but to come Bellevue Way or 112th Ave, both of which are already highly impacted by Light Rail construction. Many of our neighbors pick up students from sports activities at Bellevue High. Now like me, they will be forced to take a longer, more costly route to get home between 4-7 pm. Do you intend to compensate us for our additional travel time and costs?

A better solution seems to be to provide stickers to Enatai/Surrey Downs residents and allow them to use the most expeditious route home. Individuals without a sticker, in other words, commuters, should be ticketed if they disobey the traffic restriction. Funds from these tickets could be used to pay the additional policing of the area. Commuters who receive a ticket or two will not try cutting through Enatai again.

We already have to live through the 7 year construction period, the city of Bellevue should not penalize us further.

Sincerely,

Paige Spink

Jensen, Marie

From: wang qiang [REDACTED]
Sent: Thursday, September 07, 2017 9:29 AM
To: Jensen, Marie; wang qiang
Cc: Murphy, John
Subject: RE: Feedback on traffic mitigation decisions

Thanks for your reply and acknowledge our concern, I will take the survey. Please share the pilot results when it is available.

Best,
Qiang

Sent via the Samsung GALAXY S® 5, an AT&T 4G LTE smartphone

----- Original message -----

From: MJensen@bellevuewa.gov
Date: 9/6/17 6:02 PM (GMT-08:00)
To: [REDACTED]
Cc: JMurphy@bellevuewa.gov, MJensen@bellevuewa.gov
Subject: RE: Feedback on traffic mitigation decisions

Hi Qiang

Thank you for contacting us about the city's pilot traffic mitigation program. Your email and this response, as well as other neighbor feedback received about the pilot, will be shared with the [Neighborhood Traffic Mitigation Committee](#). The committee, comprised of neighbor volunteers, formed last year to work with the city to address neighborhood traffic mitigation during East Link construction on Bellevue Way and 112th Avenue SE.

Surrey Downs, Bellecrest and Enatai neighborhoods and Beaux Arts Village residents have long been worried about the increase of commuter traffic once East Link construction was underway. As you know, light rail construction is now occurring on Bellevue Way and 112th Avenue SE. A recent study shows an uptick in traffic volumes in the area since light rail construction began this summer. The pilot is aimed at lessening commuter traffic in these neighborhoods during this construction.

The city and the Committee acknowledge that the pilot affects residents within the neighborhoods the committee represents because it will add extra travel time and require some neighbors to re-route their driving routines, as you describe in your email. We also recognize that it will take some time for drivers to adjust to the temporary, weekday restrictions.

The concept of placards/stickers to be granted to certain area residents has been previously raised. The City advised the committee that the concept would not be pursued as there is no local or national program that allows preferential access for certain residents on public streets, under similar circumstances.

A [simple survey is available online](#) for you and residents of the impacted neighborhoods to give feedback on your observations and experiences with the temporary turn restrictions. This feedback is important to understanding the effectiveness of the pilot. The city is also collecting traffic volume data as a means to evaluate the pilot. Traffic data will be shared with the committee and captured in a summary of the meeting which is posted online. All of the committee's meeting summaries are posted online: www.bellevuewa.gov/ELTraffic.

The pilot is in its initial phase and it's important to the city and Committee to see if it is having its intended effect: discouraging commuter traffic during the week in the afternoon commute hours. We recognize that the restrictions may cause you and your family members inconveniences and ask for your patience during the next three months so that we can get a sense of whether the pilot is effective in discouraging more traffic.

Most sincerely,

Marie Jensen, East Link Outreach Lead
425-452-2064

John Murphy, Neighborhood Traffic Safety Services
425-452-6967

From: wang qiang [REDACTED]
Sent: Monday, September 04, 2017 12:10 PM
To: Murphy, John <JMurphy@bellevuewa.gov>; Jensen, Marie <MJensen@bellevuewa.gov>
Subject: Feedback on traffic mitigation decisions

Hi Mary, John,

My name is Qiang; I am a resident of Enatai for seven plus years.

I would like to reach out to you on a feedback of recently decided traffic mitigation by blocking the traffic via 108th and SE 16th between 4 and 7pm.

We have never experienced such commute stress before till Eastlink project goes on. We first lost our parking in south bellevue park and ride, and none of the backup park&ride works for us, who has to catch the commute on time for daily work. Now I have to walk to the bus stop every day (think of five-seven years!); my wife has to pick up our daughter and come back home during the peak hour 5-6pm, and 108th ave SE is her quickest way getting back home at Enatai. Now with that path being restricted, she will have to detour through Bellevue Way SE northbound, SE 14th and 104th, which adds unnecessary commute pressure on top of all the existing ones.

I have one request, please put survey out to the neighborhood for more feedbacks while this restriction is going on, and please do share the data, and I hope us is not the only one needing the path back to Enatai during peak hour. So one suggestion here is, can we still allow local-access? Maybe permit-based? I know there is pros and cons, but for us, we do not want another commute stress, and want to get home sooner during the stressful peak hour, such an unnecessary detour for seven years looks frustrating and unreasonable.

Thanks for your understanding.

Best,

Qiang

Jensen, Marie

From: Jensen, Marie
Sent: Wednesday, September 13, 2017 12:48 PM
To: [REDACTED]
Cc: Murphy, John; Jensen, Marie
Subject: RE: (Pilot program - turn restrictions at SE 16th St)

Dear Ms. White,

Thank you for your email regarding the pilot traffic mitigation program at SE 16th Street. Your email and this response, as well as other neighbor feedback received about the pilot, will be shared with the [Neighborhood Traffic Mitigation Committee](#). The committee, comprised of neighbor volunteers, formed last year to work with the city to address neighborhood traffic mitigation during East Link construction on Bellevue Way and 112th Avenue SE. I'm copying John Murphy, Neighborhood Traffic Safety Services, as he and I serve as staff liaisons to the committee.

Throughout the committee's work, city staff have kept Bellevue High School officials informed of proposed mitigation and, more recently, shared with them the implementation plan for the pilot. We will be contacting the school to seek its support in communicating to students to use Wolverine Way as their exit during 4 to 7 p.m. while the turn restrictions are in place.

I appreciate your sharing the impact the pilot is having on your children's school commutes. This is important feedback for the city and committee to know in evaluating the effectiveness of the pilot. In addition to neighbor feedback, traffic volume monitoring is occurring during the pilot.

The pilot is in its initial phase and it's important to the city and Committee to see if it is having its intended effect: discouraging commuter traffic during the week in the afternoon commute hours. We recognize that the restrictions cause you and your family members inconveniences and ask for your patience during the next three months so that we can get a sense of whether the pilot is effective.

Marie Jensen
East Link Outreach Lead
425-452-2064

John Murphy
Neighborhood Traffic Safety Services
425-452-6967

-----Original Message-----

From: [REDACTED]
Sent: Monday, September 11, 2017 12:06 PM
To: Jensen, Marie <MJensen@bellevuewa.gov>
Subject:

Hi,

I live in the Enatai neighborhood. Some of my children are in after school sports at Bellevue High and your new street restrictions are not fair to them or any students and parents living in these neighborhoods. Please reconsider your decision and open up the streets for the people who live here and pay taxes for these streets. Thank you, Robyn White

Murphy, John

From: Jensen, Marie
Sent: Wednesday, September 20, 2017 8:49 AM
To: Eugenia Lin Yen
Cc: Murphy, John; Jensen, Marie
Subject: RE: Neighborhood Traffic Mitigation Committee meeting, Thurs. Sept 28, 5:30-7 pm, Rm 1E-121

Hi Eugenia,

Thanks for the feedback on the pilot about its impacts to after school activities. I'll add it to the packet with all of the other feedback we've received. I hope to have the packet posted by the end of the day tomorrow; it will include all of the emails (and responses) as well as the online survey results.

John & I are happy to follow up with you in person or over the phone after next week's meeting.

Thank you
Marie

From: Eugenia Lin Yen [REDACTED]
Sent: Monday, September 18, 2017 4:38 PM
To: Jensen, Marie <MJensen@bellevuewa.gov>
Subject: Re: Neighborhood Traffic Mitigation Committee meeting, Thurs. Sept 28, 5:30-7 pm, Rm 1E-121

Hi Marie,

Sorry, I am unable to attend the next meeting.

Feedback on the pilot has been swift and severe; I'll be interested in what happens after people get used to it. I think the BHS students are the most aggrieved, and rightly so. Also, Enatai Elem is a drop-off point for the late "activities" bus for all elem and middle school students who live in the Enatai attendance area. Those schools are Chinook MS, Odle MS, Puesta del Sol Elem, Spiritridge Elem, and Jing Mei Elem. With the pilot turn restrictions, families who live in Surrey Downs/Bellecrest have a hard time getting to Enatai to pick up their kids. Those buses typically drop off at Enatai between 4-5pm.

Eugenia

On Monday, September 18, 2017, 7:46:07 AM PDT, MJensen@bellevuewa.gov <MJensen@bellevuewa.gov> wrote:

Hello NTMC members:

This is to confirm our next meeting:

Neighborhood Traffic Mitigation Committee Meeting (#10)

Thursday, Sept. 28, 2017

5:30-7:00 pm

City Hall

Rm 1E-121

A packet containing neighborhood feedback on the pilot will be provided to you this week. The main purpose of this meeting is for you to consider the feedback and the traffic data results regarding the pilot.

Reminder: There is limited parking in the Visitor Parking Lot at City Hall but public parking is available (after 4:30 pm) in the P2 Level of the East Garage. Enter City Hall campus via NE 6th Street for Visitor Parking. Enter NE 6th or 112th Avenue NE to access P2.

A quick update on the pilot:

- The flashing beacons had not arrived as of Friday, 9/15.
- Police enforcement will continue; citations will not be issued until after the beacons are installed.
- Staff will be touching base with the School Resource Officer at Bellevue High School.
- Staff will be touching base with BHS Principle and Transportation Manager.
- Staff are meeting with TransManage/Bellevue Downtown Association to discuss ways to better communicate the pilot to downtown employers/employees.

Sincerely,

Marie Jensen

Murphy, John

From: Jensen, Marie
Sent: Wednesday, September 20, 2017 8:58 AM
To: Jim Coughlin
Cc: Diane Coughlin; Murphy, John; Jensen, Marie
Subject: RE: Traffic mitigation on 108th SE

Dear Mr. Coughlin,

Thank you for contacting us about the pilot traffic mitigation. Your feedback, and all other neighbor feedback, will be shared with the [Neighborhood Traffic Mitigation Committee](#).

Police enforcement will continue as resources allow. Officers have been on site several times since the pilot started on Sept. 5.

I appreciate you letting me know with about the paint striping on 112th/Bellevue Way. I will forward it to our traffic control plan approver.

Sincerely,

Marie Jensen
East Link Outreach Lead
425-452-2064

John Murphy
Neighborhood Traffic Safety Services
425-452-6967

From: Jim Coughlin [REDACTED]
Sent: Wednesday, September 20, 2017 6:53 AM
To: Jensen, Marie <MJensen@bellevuewa.gov>; Murphy, John <JMurphy@bellevuewa.gov>
Cc: Diane Coughlin [REDACTED]
Subject: Traffic mitigation on 108th SE

Good morning. My wife and I live on 108th Ave SE, across from the high school.

This email is regarding the access and turning restrictions between 4 & 7 pm on southbound 108th. I've noticed that commuters are ignoring the restriction to proceed southbound on 108th past SE 16th. Police enforcement would resolve that issue. Can you make that happen?

Also, on my morning commute I've noticed there is a safety issue at the intersection of 112th and Bellevue Way. It's bad enough that Sound Transit is making a mess of the roadway, but the paint striping is no longer visible. On our now dark mornings, going southbound through the intersection, it is very difficult to tell where the lanes are as you look into oncoming headlights of northbound traffic. A little paint or reflective markers would help immensely.

Thank you.

Jim Coughlin, PE, SE
Principal

COUGHLIN**PORTER**LUNDEEN
STRUCTURAL CIVIL SEISMIC ENGINEERING
801 SECOND AVE / SUITE 900 / SEATTLE WA 98104
P: [REDACTED] / cplinc.com

Murphy, John

From: Murphy, John
Sent: Thursday, September 21, 2017 11:21 AM
To: [REDACTED]
Cc: Jensen, Marie
Subject: RE: Traffic Detours

Hi Julius,

Thank you for your email seeking clarification. My co-worker, Marie Jensen, sent along your email for me to respond to your inquiry. Apologies for the delay.

There are no restrictions at Bellevue Way and 108th Ave SE. So, if you are on 108th Ave SE south of SE 16th, you can continue straight on 108th Ave SE across Bellevue Way. However, due to the restrictions on weekdays from 4-7 PM at 108th Ave SE and SE 16th St, you will need to get to 108th Ave SE *from* Bellevue Way (see line D on the below map). Additionally, there are many other routes into Enatai and your home at SE 31st.

The reason the restrictions are at SE 16th St/108th Ave SE and SE 16th St/Bellevue Way and not directly at Bellevue Way/108th Ave SE is because of the reason you note below: it would be logistically difficult to enforce a no-left turn from southbound 108th Ave SE to southbound Bellevue Way and thus could cause the intersection to get blocked. Additionally, restricting the left turn at this intersection while keeping the straight available to residents, could inadvertently push commuters into Enatai. For example, if a commuter leaves downtown Bellevue via 108th Ave SE and gets to Bellevue Way and realizes they can't make a left but can go straight, then that straight movement into Enatai becomes enticing to commuters. We've merely pushed the commuter traffic into another neighborhood which is not something we want to encourage.

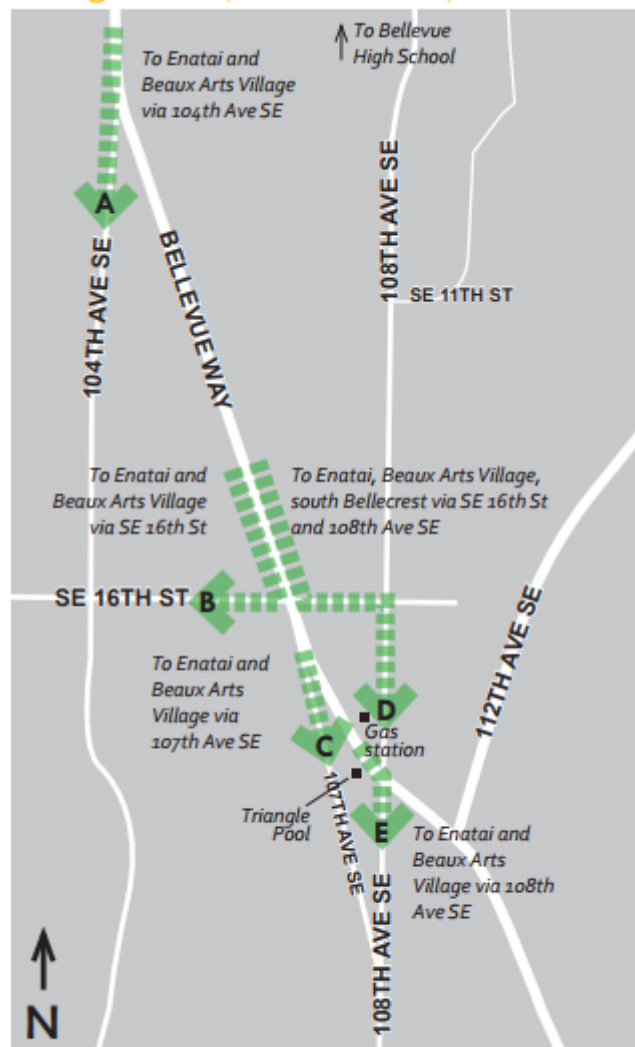
The city and the Committee (that worked with staff to develop these restrictions) acknowledge that the pilot affects folks adjacent to the restrictions and could add extra travel time and require some motorists to re-route their driving routines. We also recognize that it will take some time for drivers to adjust to the temporary, weekday restrictions. The pilot is in its initial phase and it's important to the city and Committee to see if it is having its intended effect: discouraging commuter traffic during the week in the afternoon commute hours. We recognize that the restrictions may cause you inconveniences and ask for your patience during the next three months so that we can get a sense of whether the pilot is effective in discouraging more traffic.

A [simple survey is available online](#) for you to give feedback on your observations and experiences with the temporary turn restrictions. This feedback is important to understanding the effectiveness of the pilot.

Please let me know if you have any questions.

Thanks,
John

Getting to Enatai, south Bellecrest, Beaux Arts Village



There will remain many ways to access points south of the restrictions if you are coming from downtown. Consider one of the green routes shown above.

From: Julius [REDACTED]
Sent: Thursday, September 07, 2017 2:54 PM
To: Jensen, Marie <MJensen@bellevuewa.gov>
Subject: Traffic Detours

I am emailing you to find out the rationale for cars not be allowed to go from main street through Bellevue Way and then continue south on 108th. I live near 108th and SE 31 st street. I know you don't want to block the intersection of 108th and Bellevue Way with traffic making turns South on Bellevue Way to go to I-90. However why are you not allowing traffic go straight through Bellevue Way and continue south on 108th?

Julius Armstrong

Jensen, Marie

From: Jensen, Marie
Sent: Thursday, September 21, 2017 2:37 PM
To: [REDACTED]
Cc: Council; Murphy, John; Jensen, Marie
Subject: Follow Up: 108th Avenue SE & SE 16th Street - traffic mitigation plan

Dear Darren, Jennifer & Cooper Benskin,

I'm following up to your Sept. 20 email to the Bellevue City Council regarding the recently implemented temporary turn restrictions at SE 16th Street. This reply will be shared with the City Council and the [Neighborhood Traffic Mitigation Committee](#).

It's understandable that you are frustrated with being able to almost get to your home via 108th Ave SE and then to be restricted at SE 16th Street during the week in the evening commute. We appreciate your feedback as it and all of the other comments we've received about the pilot will help to evaluate whether the temporary restrictions are effective in reducing commuter traffic in your neighborhood and surrounding communities now that East Link construction is occurring.

Please know that the committee has worked with transportation planners and engineers and police patrol staff since spring 2016 in identifying ways to lessen the potential for increased cut-through traffic during light rail construction on Bellevue Way and 112th Avenue SE. The committee consists of 11 community volunteers from the neighborhoods of Bellecrest, Enatai, Surrey Downs and Beaux Arts Village who were charged with collectively looking at traffic mitigation within all of these neighborhoods. Early in its work, members recognized that whatever mitigation was to be implemented, it would impact themselves, their neighbors, and commuters.

One of the major topics of conversation with the committee was how to balance the various tradeoffs associated with proposed mitigation tools. When dealing with excessive commuter traffic, there are no singular tools that can single-handedly address the traffic without creating some impact to resident's access.

The committee was very curious at exploring options that would exempt residents from traffic restrictions. Unfortunately, special exceptions for some motorists present challenges that make such exceptions to not be prudent for the city to pursue. Examples of these challenges include: enforcement, lack of precedence/precedent setting, creation of additional driver behavior issues, jurisdictional challenges, and program administration difficulties.

One of the committee's considerations was to restrict turns from southbound 108th Ave SE to southbound Bellevue Way. The reason the restrictions are at SE 16th St/108th Ave SE and SE 16th St/Bellevue Way and not directly at Bellevue Way/108th Ave SE is because it would be logistically difficult for officers to enforce a no-left turn from southbound 108th Ave SE to southbound Bellevue Way and could cause the intersection to get blocked. Additionally, restricting the left turn at this intersection while keeping the straight available to residents could inadvertently push commuters into Enatai.

We are actively interested in hearing from all those who have experiences and perspectives on the pilot. To date, we have received a lot of feedback, all of which will help to inform whether the pilot will be extended beyond the initial three months. I am more than happy to meet you to talk further about the pilot, the committee, and the city's role in East Link construction.

Sincerely,

Marie Jensen

East Link Outreach and Community Relations Lead
City of Bellevue Transportation Department
425-452-2064

Murphy, John

From: Nunnelee, Sandra J.
Sent: Wednesday, September 20, 2017 9:01 AM
To: Jensen, Marie; Murphy, John
Cc: Berg, David; Adell, Dana M.
Subject: FW: 108th Avenue SE & SE 16th Street - traffic mitigation plan

Marie/John, can you please send a reply to the below email? Please copy council using the council@bellevuewa.gov email address.

Thanks,

Sandy

City Council Office
452-4088

From: Jennifer Sproul [REDACTED]
Sent: Wednesday, September 20, 2017 08:13
To: Stokes, John <JStokes@bellevuewa.gov>; Miyake, Brad <BMiyake@bellevuewa.gov>
Cc: darrenbenskin@live.com; Chelminiak, John <JChelminiak@bellevuewa.gov>; Lee, Conrad <CLee@bellevuewa.gov>; Robertson, Jennifer S. <j.robertson@bellevuewa.gov>; Robinson, Lynne <LRobinson@bellevuewa.gov>; Simas, Ernie <ESimas@bellevuewa.gov>; Wallace, Kevin R <KRWallace@bellevuewa.gov>
Subject: 108th Avenue SE & SE 16th Street - traffic mitigation plan

Dear Mayor Stokes and Mr. Miyake,

Our family lives at [REDACTED], Bellevue, WA, 98004. The City of Bellevue recently implemented a "pilot program" on 108th Avenue SE between Main Street and Bellevue Way. We assume the goal is to reduce traffic flow and lessen the impact on our neighborhoods of growing traffic attempting to get to I-90 while lanes of 112th Avenue SE is closed for Sound Transit Lite Rail construction. However, the City's attempt to mitigate traffic has completely ignored our entire cul-de-sac of constituents! This plan has created a nightmare for those of us living in our neighborhood when it comes to getting in and out of our cul-de-sac! We are asking for your immediate help to rectify this situation!

While we have NEVER called or written a letter of complaint, this situation is absolutely ridiculous and has moved us to action. It is a matter of common sense and practicality!

The City planners and decision makers involved in the new "pilot program" for 108th Avenue SE between Main and Bellevue Way clearly did not look closely at their maps, and certainly did not personally go to the site of 108th Avenue SE and SE 16th Street where they have decided to divert the traffic. If they had taken the time to

visit the site and walk around, they would have noticed that there are 3 homes as well as a cul-de-sac of 13 homes just beyond SE 16th Street, but still prior to reaching Bellevue Way, that are simply neglected in the devising of the City's plan. All these homes are situated just south of the mandatory right on SE 16th Street.

We understand the need for diverting traffic as many people are using 108th as a cut through, but the roughly 16 homes between SE 16th Street and the Chevron Gas Station are not cutting through and essentially can't use 108th to access our houses. This is unacceptable, and easily fixed!

One of us works at Lincoln Square and our son goes to Bellevue High School. Due to sports practice and band, our son often does not leave BHS until well after 3:30 p.m. This is true of others in our neighborhood, too. Does it really make sense that we should all have to go out to the pre-existing traffic of Bellevue Way or 112th Avenue SE to simply get home? I'm sure you will agree with me that the answer to that question is "No"!

As it stands right now, as we drive to our home Southbound down 108th Avenue SE, an officer is making us turn West on SE 16th Street, and will not let us go home. We have offered to show our driver's licenses to the officers to show that we live just 2 houses down from the diversion point, but have been told that it does not matter and that we need to go down to Bellevue Way and then go north, then, "somehow figure a way to then get back on Bellevue Way south, go down to Chevron and then back up the hill to take a right into the neighborhood". This is miles out of our way to go the 20 yards to our home! Maybe you need to get out a map to understand all of this – but it is ignorance and government bureaucracy at its best (or worst)! If one of the goals was to benefit the neighborhood, the City has missed the mark completely! We are sure that preventing residents from just getting home from work and school was not a goal. In addition, this plan forces 16 additional homes of drivers to actually contribute to the congestion on both Bellevue Way South and 112th Avenue SE – both of which are already problematic with the construction.

Clearly, these 16 homes should be exempt from being required to turn West on SE 16th Street, and residents should be able to proceed directly to their homes. If that means hanging a placard of sorts from our rear-view windows, so be it. If it means we get pulled over by a police officer, we show our driver's licenses with our addresses, fine. We find it hard to believe that you or any of the recipients of this email would stand at the corner of 108th Avenue SE and SE 16th Street and tell us that they agree this current plan is a fair plan for our neighborhood and its residents!

We understand the need for diverting traffic as many people are using 108th Avenue SE as a cut through to I-90, and we generally agree with the approach on the turn restrictions on 108th Avenue SE; however, our specific neighborhood is unfairly affected and actually adds to the Southbound congestion by not allowing us direct access to our homes. If we can assist with a common sense approach for our neighborhood, we would be happy to schedule an on-site meeting to provide in-person insight.

We look forward to hearing from you within the next few days, and getting this situation resolved quickly!

Darren, Jennifer & Cooper Benskin

Disclaimer

The information contained in this communication from the sender is confidential. It is intended solely for use by the recipient and others authorized to receive it. If you are not the recipient, you are hereby notified that any disclosure, copying, distribution or taking action in relation of the contents of this information is strictly prohibited and may be unlawful.

Jensen, Marie

From: Jensen, Marie
Sent: Monday, September 25, 2017 7:14 AM
To: Wendy Jones
Cc: Murphy, John; Marie Jensen
Subject: RE: Pilot program

Hello Wendy

Thanks for the sending me your observations; this is just the kind of information the city and committee needs to hear. The committee is meeting this week to get an update on the pilot and to receive all of the feedback received to-date.

I'll forward your email about the bike/ped project on 108th to the project manager who can follow up with you in more detail.

Good to hear from you.
-Marie

From: Wendy Jones [REDACTED]
Sent: Saturday, September 23, 2017 10:11 AM
To: Jensen, Marie <MJensen@bellevuewa.gov>
Subject: Re: Pilot program

Hi Marie-

Just wanted to stay in touch. Every time I enter the neighborhood during the 4-7 time period, I make a point to stop where I can see the intersection of BW and 108th Ave. SE. And every time there are numerous cars coming south through the intersection and either going straight or turning left. I haven't seen any type of enforcement and I have had residents who took 112th Ave SE vs 108th as a way to enter Enatai comment as to their frustrations that they obeyed the restrictions and felt penalized for doing so when so many are ignoring the restrictions and not sitting in traffic on 112th. I do hope enforcement will be more visible soon or the pilot program will certainly not yield accurate results.

Additionally, I was amazed to learn that 108th will be tied up between SE 21st Street and BW SE until the end of October. It's challenging to see the lengthy and numerous instructions for the use of BW on weekends, 112th Ave. SE modifications and now impacts on 108th. I also wonder how the 108th project will impact the results of the pilot program...

Thanks for listening! Please let me know if you have any insights or updates.

Wendy Jones

[REDACTED]

From: MJensen@bellevuewa.gov <MJensen@bellevuewa.gov>

Sent: Friday, September 8, 2017 7:23 AM

To: [REDACTED]

Subject: RE: Pilot program

Hi Wendy

The pilot started on Tuesday. Officers were on site Tuesday and Wednesday to assist drivers in understanding the turn restrictions. When there is police presence next week, they will be handing out flyers to drivers explaining the traffic revision.

We received several complaints about work on Bellevue Way/Main Street. I've heard that the City's contractor extended its work hours earlier this week (worked until 5 pm) so the City shut them down. I'll find out when that work is suppose to end and when the project will be complete.

Thanks for checking in

Marie

From: Wendy Jones [REDACTED]

Sent: Thursday, September 07, 2017 6:53 PM

To: Jensen, Marie <MJensen@bellevuewa.gov>

Subject: Pilot program

Hi Marie-

Can you confirm if the pilot program is now in effect? I took a very lengthy way home tonight to avoid 108th and observed numerous cars at the intersection of BW and 108th that were turning left from 108th onto BW and also going straight through the intersection and following 108th into the neighborhood. Hopefully there will be some enforcement of the "rules" if the pilot is now in effect.

Additionally, the intersection of BW and Main was a total mess when I went through it. The delays were very long and that was earlier in the afternoon. I avoided it coming home and used 112th instead. I don't know the construction hours at BW and Main, but if they go through the 4-7 timeframe I'm wondering if the pilot could be delayed until that intersection is put back together. With the very significant delay there, that leaves Enatai folks few options other than 112th unless we were willing to with at the intersection of BW and Main and then again wade through the traffic on BW.

Thanks-

Wendy

September 24, 2017

John Murphy
Marie Jensen
City of Bellevue

Subject: Bellecrest Neighborhood Response to Construction traffic mitigation kickoff.
Ref: Pilot Traffic Program to discourage Evening Commuter Traffic

Dear John and Marie,

Bellecrest neighborhood leadership is pleased that traffic mitigation efforts have formally commenced on upper 108th AVE SE. We see this effort, brokered by your department, as both a timely and appropriate response to an increase in "through" traffic associated with the start of Sound Transit construction. If this program proves successful, the affected neighborhoods will regain reasonable access and certainly we will all be safer due to the city's engagement on this matter. Without dedicated mitigation leadership, our neighborhood will continue to descend into access gridlock several times each day and do so for the foreseeable future.

At this point we are heartened by our resident's positive response to the plan, their support of the early implementation efforts and their acceptance of the minor inconvenience of having to go around the south-bound diversion. This is consistent with our residents' long-time opinion that through traffic is already out of control and merits proactive action by the city. At this point, there have been no formal complaints to the board about either the concept or planned implementation other than desire to make the traffic reduction a reality. However, we believe there are other solutions out there that may be an improvement on the current concept. The neighborhood is prepared to get a handle on the ST construction onslaught.

Accordingly, we and our neighbors continue to maintain our support for this trial study and expect to see all reasonable mitigation tools available to the city employed to ensure a positive outcome. We anticipate that the transportation department will quickly implement the agreed components of the plan including the installation of beacons, notifications and most critically, adequate enforcement, to best inform the motoring public. We know we and our school children will be safer when the street is no longer a 6500 car a day thoroughfare.

As you, we remain committed to our neighbors to address any and all collateral traffic issues that may occur as a result of this effort. In that respect, we wholly support the NTMC's efforts to ensure that none of our combined neighborhoods' stake holders are excessively burdened. If the current trial does not prove to limit traffic growth, we are prepared to work with city staff and our neighbors to develop any reasonable alternative to limit the looming 7-year impact of East Link construction.

Please don't hesitate to contact us if there is any way we can help make this first outreach effort a success.

Bellecrest Neighborhood Association Board

Renay Bennett, President

Erin Powell Dilloo

Nanette Lescher

John Diener

Liz Hale

Alan Smith

Tricia Thomason

Listed below are a few neighborhood brain storming ideas we came up with for your consideration regarding initial implementation and enforcement:

1. Temporarily station flaggers and off duty police (paid for by Sound Transit) as is seen on the Bellevue way closures for the implementation/education.
2. A temporary movable barrier to through traffic 4-7pm, maintained by the flagger at 16th and 108th for the initial phase of driver education similar to those blocking traffic on BW.
3. Place an automatic ticket camera SE 16th to pick up drive through offenders between 4-7 PM.
4. Sign with a slash through a forward arrow may be confusing.
5. General camera monitoring of street backups.
6. Consider extending the study based on the installation date of the beacons and delayed enforcement.
7. Add a stop Sign at SE 16th.

CC: Karen Gonzales, Mark Poch, Dave Berg, SGT Sanabria

Jensen, Marie

From: Jensen, Marie
Sent: Monday, October 02, 2017 9:24 AM
To: Renay Bennett
Cc: Murphy, John; Jensen, Marie
Subject: RE: Bellecrest Neighborhood Association communication re: NTMC mitigation

Dear Bellecrest Neighborhood Association Board,

Thank for your September 24 letter regarding the pilot program that is underway at SE 16th St/108th Ave and SE 16th/Bellevue Way. Your letter was provided to the Neighborhood Traffic Mitigation Committee at its Sept. 28 meeting.

The city has received positive and negative feedback on the pilot. We will continue to receive input and share it with the committee. The pilot is still in its early stage.

We appreciate your suggestions. The city will continue to monitor the pilot and share findings with the committee.

Sincerely,

Marie Jensen
East Link Outreach Lead
425-452-2064

John Murphy
Neighborhood Traffic Safety Services
425-452-6967

From: Renay Bennett [mailto:renaybennett@msn.com]
Sent: Sunday, September 24, 2017 3:03 PM
To: Murphy, John <JMurphy@bellevuewa.gov>; Jensen, Marie <MJensen@bellevuewa.gov>
Subject: Bellecrest Neighborhood Association communication re: NTMC mitigation

Hello John and Marie,
Please find attached a letter from the Bellecrest Neighborhood Association Board.
Thank you for your consideration,
Renay Bennett

Jensen, Marie

From: Jensen, Marie
Sent: Monday, October 02, 2017 10:59 AM
To: Sandley Lee
Cc: Murphy, John; Jensen, Marie
Subject: RE: 108th Ave traffic mitigation

Hi Sandley,

Thank you for your email about the pilot traffic mitigation at SE 16th St. Your email was shared with the [Neighborhood Traffic Mitigation Committee](#) at its Sept. 28 meeting. Enforcement will continue at the restrictions as police resources allow. Motorists found to be in violation will be cited.

Please feel free to submit any additional comments via the online survey:
<https://www.surveymonkey.com/r/EastLinkPilot>.

Sincerely,

Marie Jensen
East Link Outreach Lead
425-452-2064

John Murphy
Neighborhood Traffic Safety Services
425-452-6967

From: Sandley Lee [mailto:xxxxxxx@gmail.com]
Sent: Monday, September 25, 2017 1:46 PM
To: Jensen, Marie <MJensen@bellevuewa.gov>; Murphy, John <JMurphy@bellevuewa.gov>
Subject: 108th Ave traffic mitigation

Hello,

Thank you so much for putting the trial 90 day 108th Ave traffic mitigation in place. I am one of the neighbors who live on 108th Ave SE and reducing cut through traffic on our street is very important to me.

I believe the traffic restrictions by Bellevue Way are helpful and hope that it will continue beyond 90 days. I am also concerned that the turn restrictions are not being enforced during rush hour and many, many cars are not abiding by the new restrictions. If possible, having some enforcement presence for a few days may be hugely beneficial.

Thank you again for your care on this matter.

Best,
Sandley Lee
xxxxxxx Ave SE
Bellevue, WA 98004

Jensen, Marie

From: Edward Nugent [REDACTED]
Sent: Sunday, September 24, 2017 2:44 PM
To: [REDACTED]
Cc: [REDACTED] Jensen, Marie
Subject: 108th Ave SE

Marie Jensen forwarded correspondence you exchanged with her. I am Edward Nugent a volunteer traffic mitigation committee member representing Surrey Downs. My home is near you at 1005 110Ave SE. I share with you, and many Surrey Downs residents, the aggravation over the permanent closing of access to 112 Ave. At our scheduled meeting, the Committee will be apprised of local 108th Ave. traveler's responses. The description of how the pilot program has impacted your drive is compelling. Marie explained the purpose of the three month pilot and stated the results will reveal whether the pilot was beneficial. During our upcoming meeting the members will review appeals from you and others. Like you, some may prefer challenging the traffic on 108th Ave. rather than undergo a loop around.