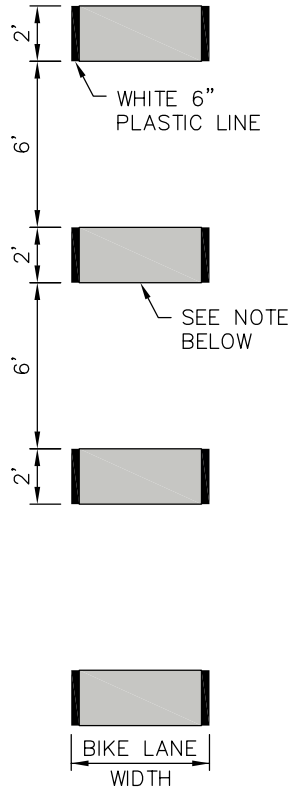


DASHED LINE
(THROUGH INTERSECTION)

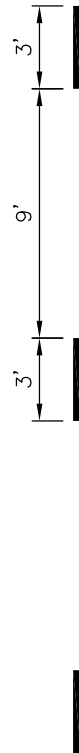


BICYCLE LANE MARKING
(THROUGH INTERSECTION)

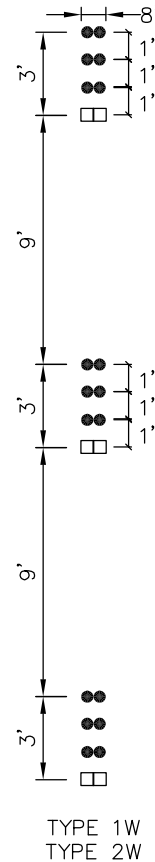


NOTE:
GREEN THERMOPLASTIC BETWEEN
WHITE LINES MAY BE WARRANTED.
CONTACT THE REVIEW ENGINEER
FOR REQUIREMENTS.

DASHED LINE
(DROP LANE)



DASHED LINE - RPM'S
(DROP LANE)



NOTES:

1. MATERIAL SHALL BE THERMOPLASTIC UNLESS OTHERWISE NOTED OR APPROVED BY THE ENGINEER.
2. FOR RAISED PAVEMENT MARKER DETAIL, SEE STD. DWG. CH-120-1.
3. SEE STD. DWG. CH-300-1 FOR MATERIAL SPECIFICATIONS.

- TYPE 1 RAISED PAVEMENT MARKER
- TYPE 2 RAISED PAVEMENT MARKER

SEE DWG. CH-120-1

TYPE 2 RPM RAISED FACE COLORS	
TYPE 2YY	YELLOW AND YELLOW
TYPE 2W	WHITE-ONE SIDE ONLY
TYPE 2Y	YELLOW-ONE SIDE ONLY
TYPE 1 RPM COLORS	
TYPE 1W	WHITE
TYPE 1Y	YELLOW



City of
Bellevue

CHANNELIZATION LINES - B

DRAWING NUMBER	CH-110-1
SCALE	NONE
REVISION DATE	2/18
DEPARTMENT	TRANS