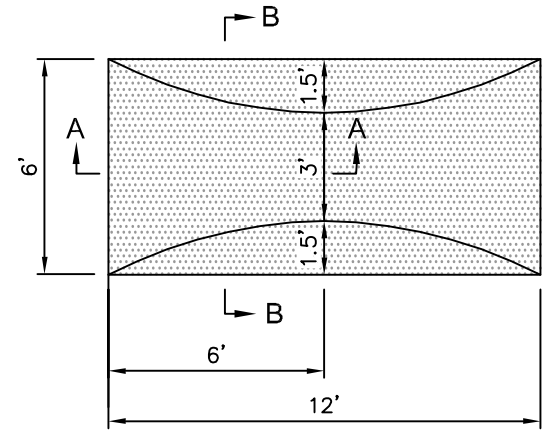
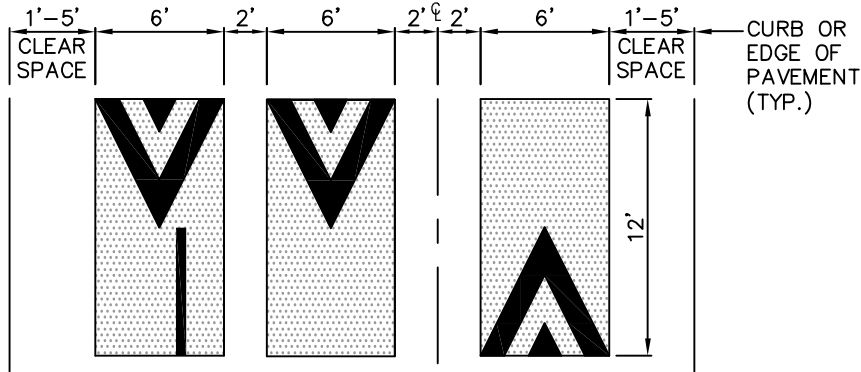


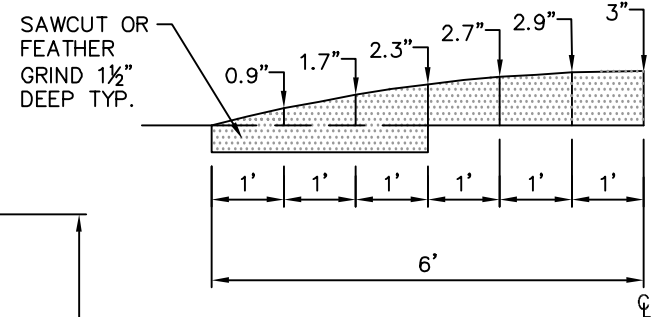
FOUR CUSHION LAYOUT



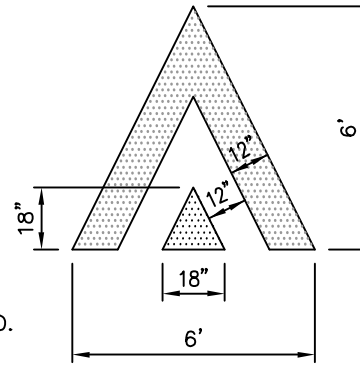
GRADING DETAIL



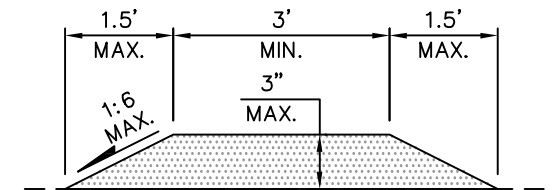
THREE CUSHION LAYOUT



SECTION A-A



CHEVRON DETAIL



SECTION B-B

NOTES:

1. APPLICATIONS OF THE FOUR AND THREE CUSHION LAYOUTS ARE LIMITED TO TWO-LANE ROADWAYS WITH SHOULDER ON ONE OR BOTH SIDES. IF EXISTING EDGE LINE EXISTS, STRIPE PER STD. DWG. RC-182-1.
2. SAWCUT OR FEATHER GRIND TO KEY IN SPEED CUSHION. SEE SECTION A-A.
3. SPEED CUSHION SHALL BE CONSTRUCTED ON TOP OF NEW OR EXISTING WEARING COURSE USING CITY PROVIDED TEMPLATE, 48 HOURS NOTICE REQUIRED.
4. SPACE SPEED CUSHION SETS IN SERIES 250 TO 500 FEET APART.
5. SPEED CUSHION CHEVRON MARKING SHALL BE THERMOPLASTIC, HEAT FUSED PREFORMED, 90 MIL., OR EQUAL APPROVED BY THE ENGINEER.



SPEED CUSHION FOR 2-LANE ROADWAYS

| | |
|----------------|----------|
| DRAWING NUMBER | RC-181-1 |
| SCALE | NONE |
| REVISION DATE | 1/25 |
| DEPARTMENT | TRANS |