



BIKING IN BELLEVUE TIPS FOR SAFE CYCLING



1. When riding on a path or sidewalk, yield to pedestrians, slow when passing, and use your bell or voice.



5. Make your intentions clear. Use hand signals, ride in a straight line, and don't swerve between people or cars.



2. Get detected at intersections by placing wheels on the small bicycle symbol.




6. Stay alert and aware of your surroundings. Be ready to respond to unexpected situations with other travelers. Check over your shoulder before turning.



3. Green painted areas often highlight where bicycles and other road users cross paths. Be alert and look for cars and pedestrians crossing green painted areas.



7. Sharrow markings show where to ride within a lane. Ride down the middle of the sharrow when comfortable.



4. When waiting to cross, keep the curb ramp and sidewalk clear for others.



8. Ride across light rail tracks at a 90° angle so you don't get caught.



Safer cycling helps prevent serious injuries and fatalities. Learn more about our Vision Zero program and how you can help us achieve zero by 2030!




BellevueWA.gov/
visionzero



BellevueWA.gov/
visionzeropledge


정보 Information 情報
Información 消息
సమాచారం సమాచారం
اطلاعات اطلاعات
सूचना सूचना 425-452-6800 資料

» BIKING RULES OF THE ROAD «



Everyone riding a bicycle in Bellevue is required to wear a helmet. (Bellevue City Code 11.60.090)

People riding a bike on a sidewalk or in a crosswalk are granted all the rights of a person walking. (RCW 46.61.755)



A bicycle must yield to a pedestrian on a sidewalk or crosswalk (marked or unmarked). (RCW 46.61.261)

All intersections are crosswalks. (RCW 46.61.240)




If your e-bike assists you over 20mph (Class III), operation on sidewalks and trails is not allowed. You must walk your e-bike. (RCW 46.61.710)





If your e-bike assists at less than 20mph (Class I) or throttles at less than 20mph (Class II), you may ride on sidewalks and trails, but must yield to pedestrians. (RCW 46.61.710)

Mopeds and gas powered bikes and scooters are not allowed on sidewalks or trails. (RCW 46.61.710)



Bikes must obey traffic signals and signs. Bicyclists may treat stop signs as yield signs when there is no other traffic or pedestrians. (RCW 46.61.190(2)(b))

When riding at night, use a white head light and red tail light. (RCW 46.61.780)



Bikes may ride on paths, on the shoulder, in the general purpose lane, on the sidewalk, or in the bike lane as suits their safety needs. (RCW 46.61.770)

