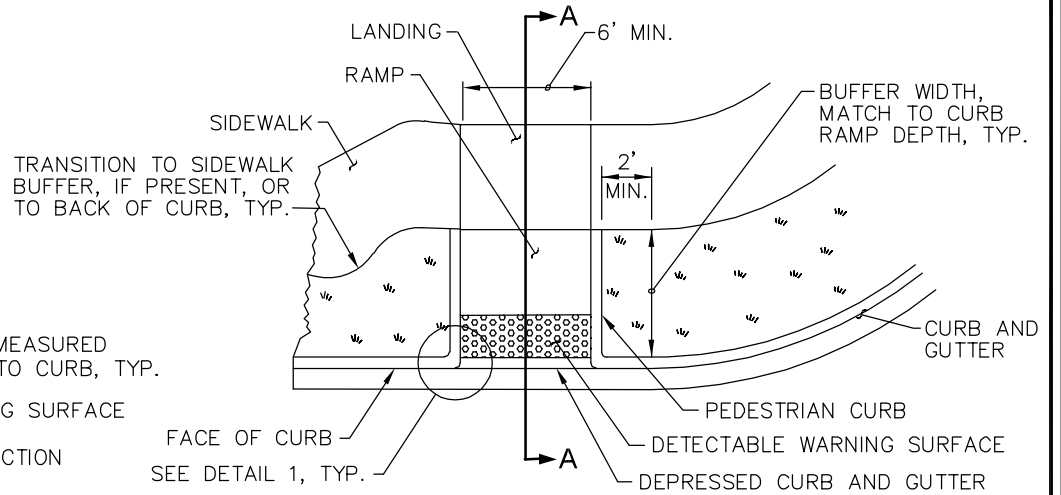
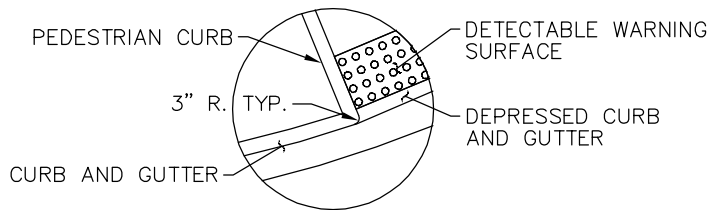
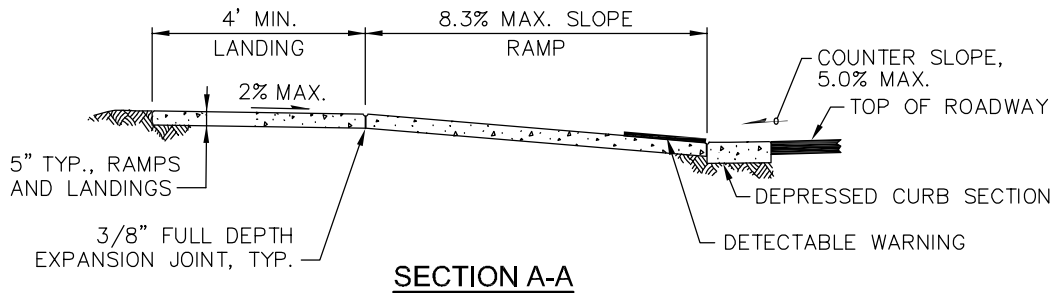


CURB RAMP TYPE PERPENDICULAR A



CURB RAMP TYPE PERPENDICULAR B



NOTES:

1. CROSS SLOPE OF RAMPS AND SIDEWALKS 2% MAXIMUM, 0.5% MINIMUM. USE 1.5% IN DESIGN.
2. CROSS SLOPE AND RUNNING SLOPE OF LANDINGS 2% MAXIMUM, 0.5% MINIMUM. USE 1.5% IN DESIGN.
3. RUNNING SLOPE OF RAMPS 8.3% MAXIMUM. USE 7.5% IN DESIGN.
4. RAMP FLARE SLOPE 10% MAX. FLARE LENGTH MEASURED AT BACK OF CURB NOT REQUIRED TO EXCEED 7.5 FT. TO MEET MAXIMUM SLOPE. DESIGN JUSTIFICATION REQUIRED.
5. SEE SECTION 3.4.1.1 OF THE DESIGN MANUAL FOR SIDEWALK WIDTH REQUIREMENTS.
6. SEE STD DWG SW-200-1 FOR CURB RAMP CONSTRUCTION NOTES.

LEGEND

↔ SLOPE IN EITHER DIRECTION



PERPENDICULAR CEMENT CONCRETE CURB RAMP

DRAWING NUMBER	SW-230-1
SCALE	NONE
REVISION DATE	2/24
DEPARTMENT	TRANS