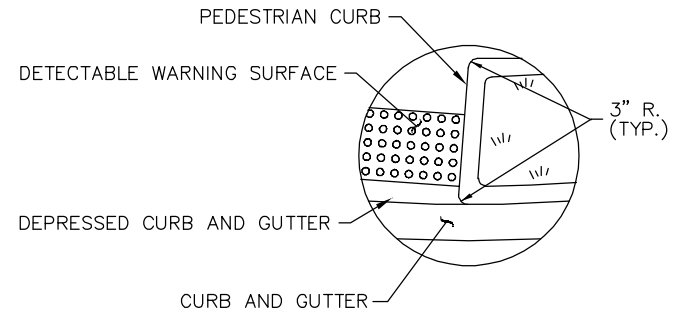
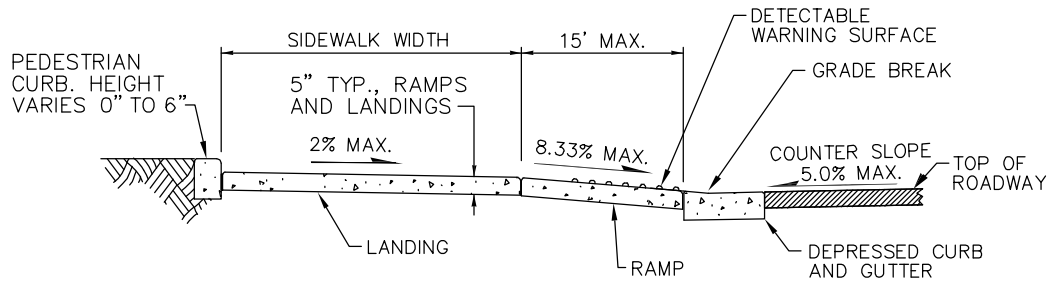


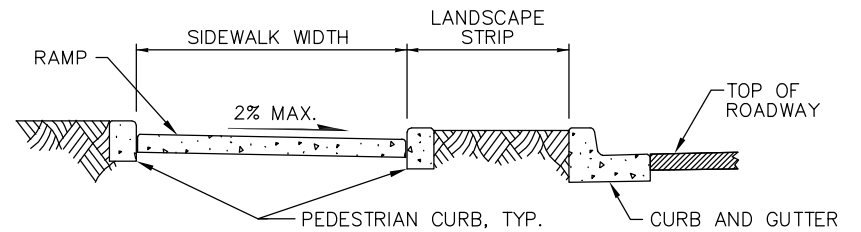
CURB RAMP TYPE COMBINATION



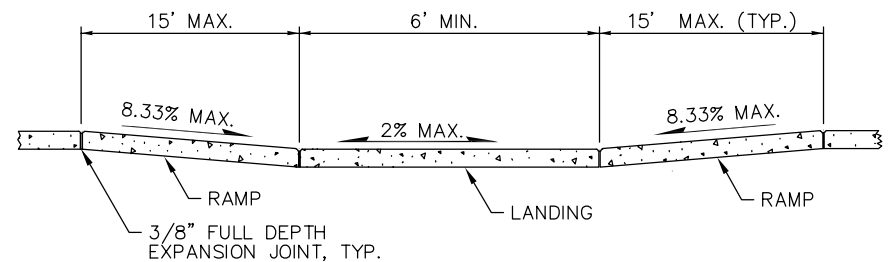
DETAIL 1



SECTION A-A



SECTION B-B



SECTION C-C

NOTES:

1. CROSS SLOPE OF RAMPS AND SIDEWALKS 2% MAXIMUM, 0.5% MINIMUM. USE 1.5% IN DESIGN.
2. CROSS SLOPE AND RUNNING SLOPE OF LANDINGS 2% MAXIMUM, 0.5% MINIMUM. USE 1.5% IN DESIGN.
3. RUNNING SLOPE OF RAMPS 8.3% MAXIMUM. USE 7.5% IN DESIGN.
4. RAMP LENGTH NOT REQUIRED TO EXCEED 15 FT. TO MEET MAXIMUM SLOPE, DESIGN JUSTIFICATION REQUIRED. LENGTH MEASURED AT BACK OF SIDEWALK FOR RAMPS CONSTRUCTED ON RADIUS.
5. SEE SECTION 3.4.1.1 OF THE DESIGN MANUAL FOR SIDEWALK WIDTH REQUIREMENTS.
6. SEE STD DWG SW-200-1 FOR CURB RAMP CONSTRUCTION NOTES.

LEGEND
 SLOPE IN EITHER DIRECTION



COMBINATION CEMENT CONCRETE CURB RAMP

DRAWING NUMBER	SW-220-1
SCALE	NONE
REVISION DATE	2/24
DEPARTMENT	TRANS