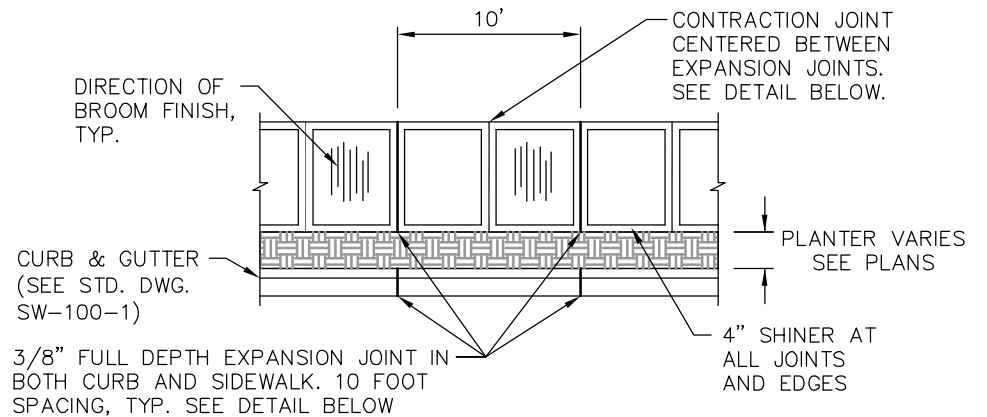
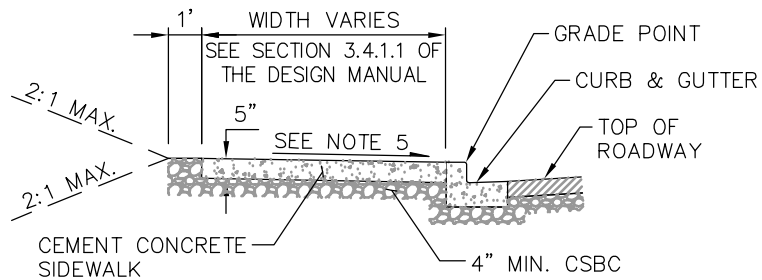


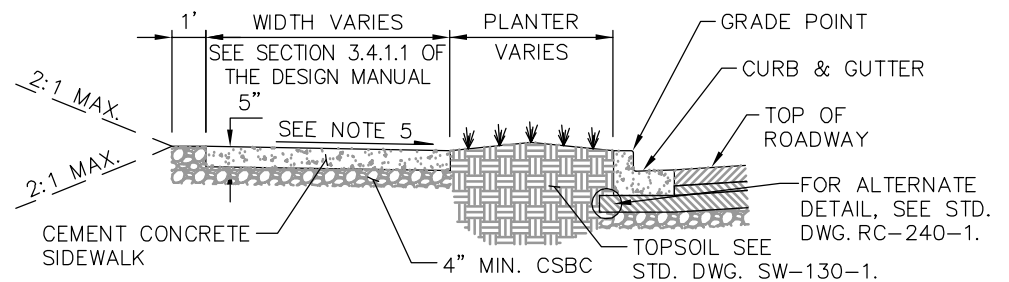
PLAN - CURBSIDE SIDEWALK



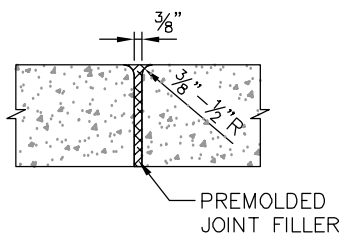
PLAN - SIDEWALK WITH PLANTER STRIP



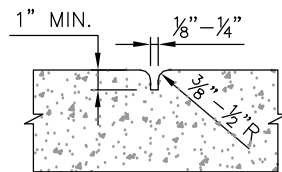
SECTION - CURBSIDE SIDEWALK



SECTION - SIDEWALK WITH PLANTER STRIP



FULL DEPTH EXPANSION JOINT DETAIL



CONTRACTION JOINT DETAIL

NOTES:

1. CONCRETE SHALL BE AIR ENTRAINED CLASS 3000 PER SECTION 6-02 OF WSDOT STANDARD SPECIFICATIONS.
2. FINISH: BRUSHED WITH A STIFF BRISTLED BROOM PERPENDICULAR TO THE TRAVEL DIRECTION OF THE SIDEWALK.
3. REMOVAL/REPLACEMENT OF CEMENT CONCRETE CURB AND SIDEWALK SHALL BE FROM EXPANSION JOINT TO EXPANSION JOINT UNLESS OTHERWISE DIRECTED BY THE ENGINEER.
4. LIDS FOR JUNCTION BOXES AND UTILITY VAULTS SHALL BE NON-SLIP AS SPECIFIED BY THE ENGINEER.
5. CROSS SLOPE 2% MAXIMUM, 0.5% MINIMUM. USE 1.5% UNLESS OTHERWISE APPROVED BY ENGINEER.



City of Bellevue

SIDEWALK

DRAWING NUMBER	SW-110-1
SCALE	NONE
REVISION DATE	2/24
DEPARTMENT	TRANS