



Photo Simulations



Existing Conditions



Conceptual Project

Photo simulations are for discussion purposes only and may change pending public, regulatory and utility review



8/22/2017

Address	13636 Main St, Bellvue
Date	9/12/2016
Time	12:02 PM
Viewing Direction	West
Existing Pole Heights	~55 feet
Proposed Pole Heights	~95 feet

KOP CENTRAL 31 SEGMENT 1



Existing Conditions



Conceptual Project



Photo simulations are for discussion purposes only and may change pending public, regulatory and utility review

7/7/2017

Address	13600 SE 5th St, Bellevue
Date	4/2/2014
Time	2:54 PM
Viewing Direction	North
Existing Pole Heights	~60 feet
Proposed Pole Heights	~100 feet

KOP CENTRAL 3 SEGMENT 1




Existing Conditions



Conceptual Project

Photo simulations are for discussion purposes only and may change pending public, regulatory and utility review



8/22/2017

Address	13606 Main St, Bellevue
Date	3/30/2016
Time	3:52 PM
Viewing Direction	North
Existing Pole Heights	~50 feet
Proposed Pole Heights	~95 feet

KOP CENTRAL 20 SEGMENT 1



Existing Conditions



Conceptual Project



Photo simulations are for discussion purposes only and may change pending public, regulatory and utility review

7/7/2017

Address **13540 NE 54th Pl, Bellevue**

Date **3/31/2014**

Time **10:49 AM**

Viewing Direction **North**

Existing Pole Heights **~55 feet**

Proposed Pole Heights **~90 feet**

KOP NORTH 3 SEGMENT 1