

**NOTES:**

DEPTH BENEATH SIDEWALK EASEMENT AT INTERSECTION CORNERS (SEE SECTION A-A):

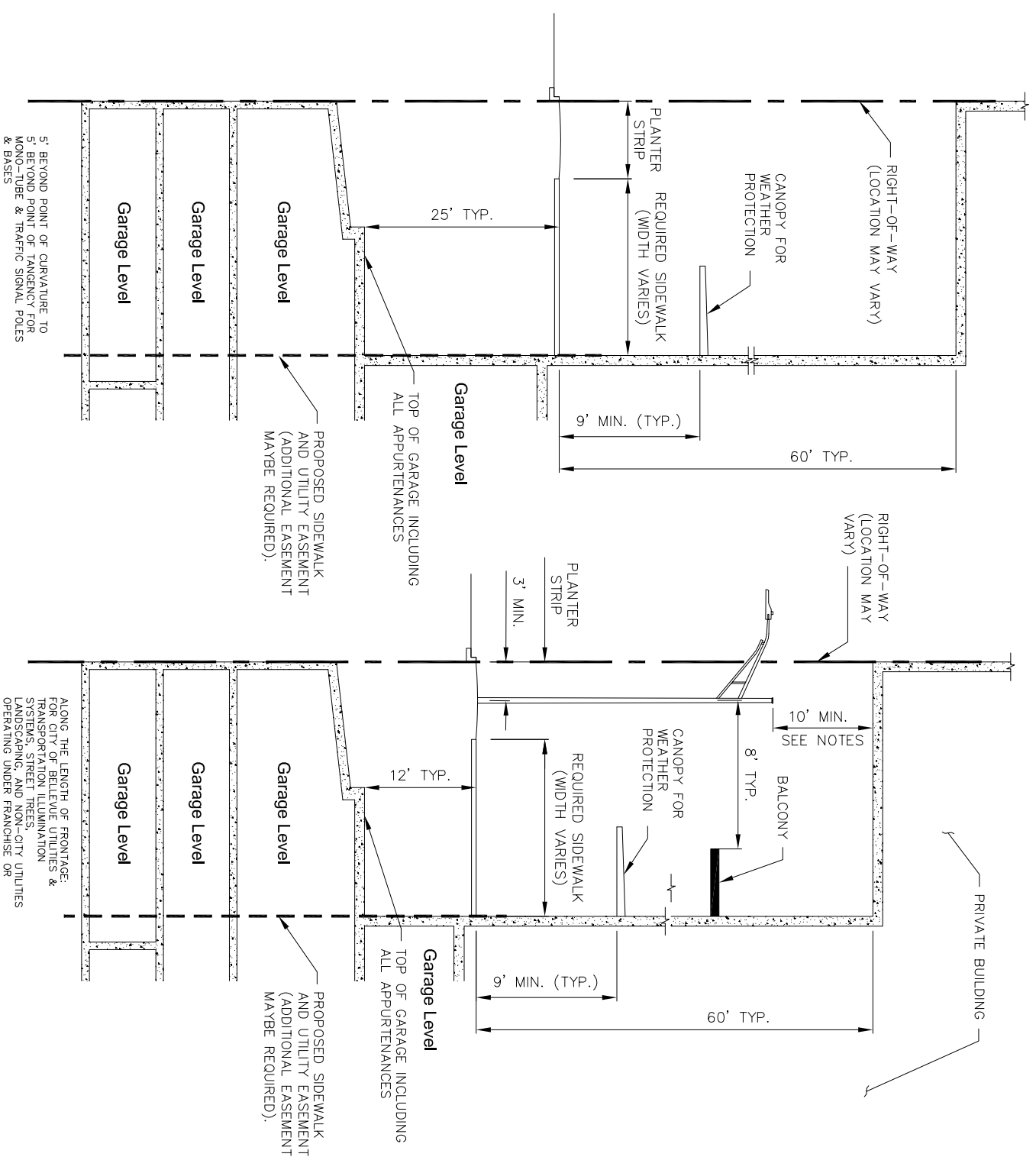
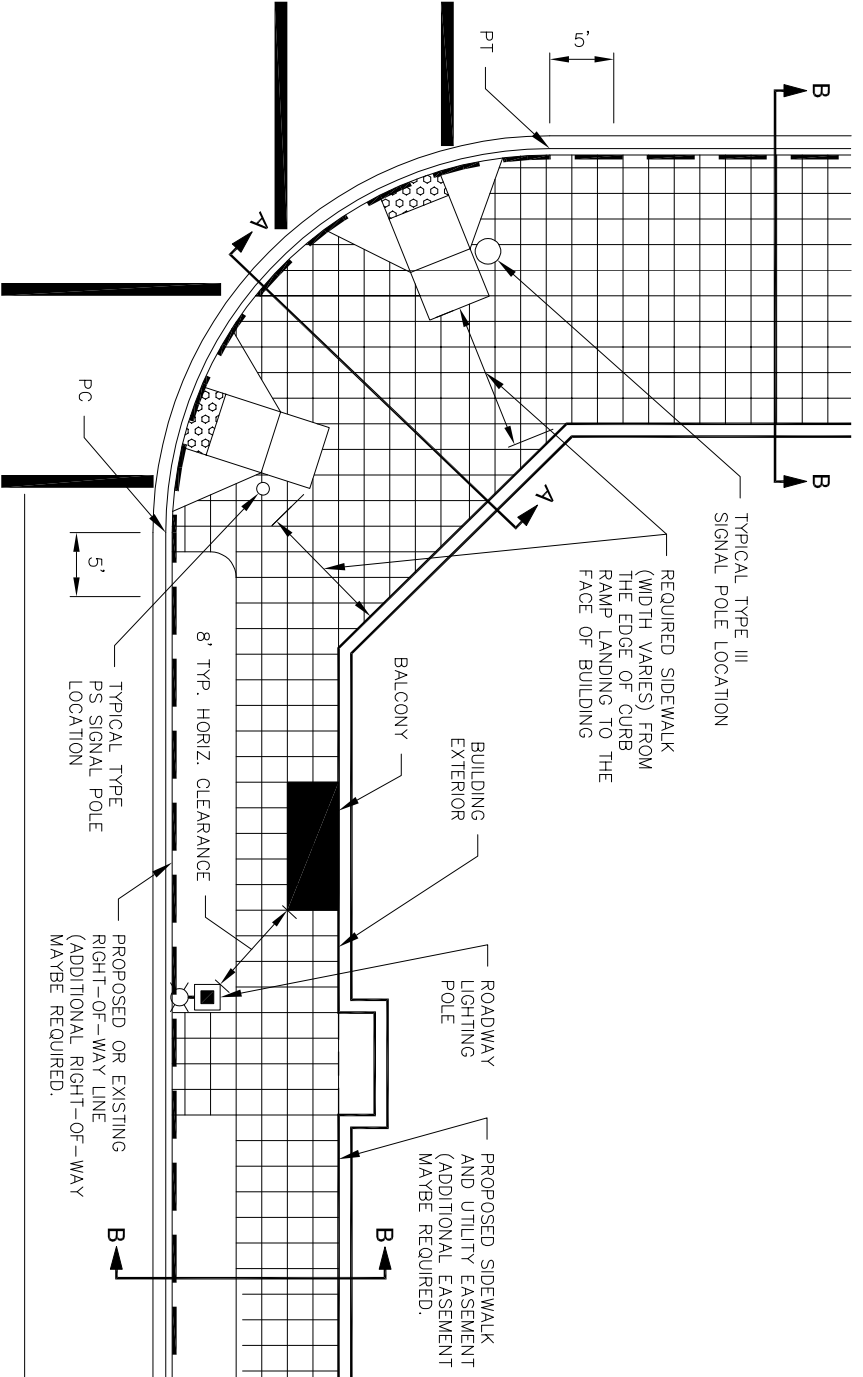
1. A VERTICAL RESTRICTION FOR GARAGE ENCROACHMENT IS TYPICALLY 25' AT ANY POINT BELOW THE FINISHED GRADE WORKING LINE (UNIFORM TOP OF CURB WITHOUT CURB RAMPS) THROUGH THE INTERSECTION CORNER TO HORIZONTAL LIMITS.
2. A HORIZONTAL RESTRICTION SHALL BE NO LESS THAN FIVE FEET BEYOND THE POINT OF CURVATURE TO FIVE FEET BEYOND THE POINT OF TANGENCY; AND SHALL BE FROM THE BACK OF TRAFFIC CURB AND GUTTER TO THE BACK OF PUBLIC EASEMENT.
3. MAINTAIN A 2' MINIMUM VERTICAL CLEARANCE FROM BOTTOM OF FOUNDATION OR OTHER FACILITY TO TOP OF THE SUB-SURFACE GARAGE.
4. NO SUBSURFACE GARAGE STRUCTURE OR APPURTENANCES MAY ENCR OACH INTO THE AREA DEFINED.

DEPTH BENEATH SIDEWALK EASEMENT AT NON-INTERSECTION LOCATIONS (SEE SECTION B-B):

1. THE VERTICAL LIMIT IS TYPICALLY 12' AT ANY POINT BELOW THE FINISHED GRADE WORKING LINE (UNIFORM TOP OF CURB WITHOUT RAMPS/APPROACHES) THROUGH THE FRONTAGE.
2. HORIZONTAL LIMITS SHALL BE FROM THE BACK OF TRAFFIC CURB AND GUTTER TO THE LIMITS OF PUBLIC EASEMENT RIGHTS.
3. MAINTAIN A 2' MINIMUM VERTICAL CLEARANCE FROM BOTTOM OF FOUNDATION OR OTHER FACILITY TO TOP OF THE SUB-SURFACE GARAGE.
4. NO SUBSURFACE GARAGE STRUCTURE OR APPURTENANCES MAY ENCR OACH INTO THE AREA DEFINED.

HEIGHT ABOVE SIDEWALK EASEMENT:

1. FOR ANY APPLICATION REQUESTING PRIVATE USE OF CITY AERIAL RIGHTS, SUCH AS BALCONIES, THE TYPICAL VERTICAL CLEARANCE TO BE PRESERVED IS 60 FEET, AND THE TYPICAL HORIZONTAL CLEARANCE IS 8'.
2. THE MINIMUM CLEARANCE BETWEEN THE TOP OF THE STREET LIGHT POLE, INCLUDING ANY SMALL WIRELESS FACILITY ATTACHMENTS, AND THE BOTTOM OF THE BUILDING OVERHANG IS 10' FOR CRANE CLEARANCE TO INSTALL AND REMOVE THE POLE.



SECTION A-A  
NTS

NTS

SECTION B-B  
NTS

NTS



City of  
Bellevue

PLAN SHEET DRAWING REQUIREMENTS FOR BELOW GRADE BUILDING PERMIT, BUILDING PERMIT, ROW USE PERMIT

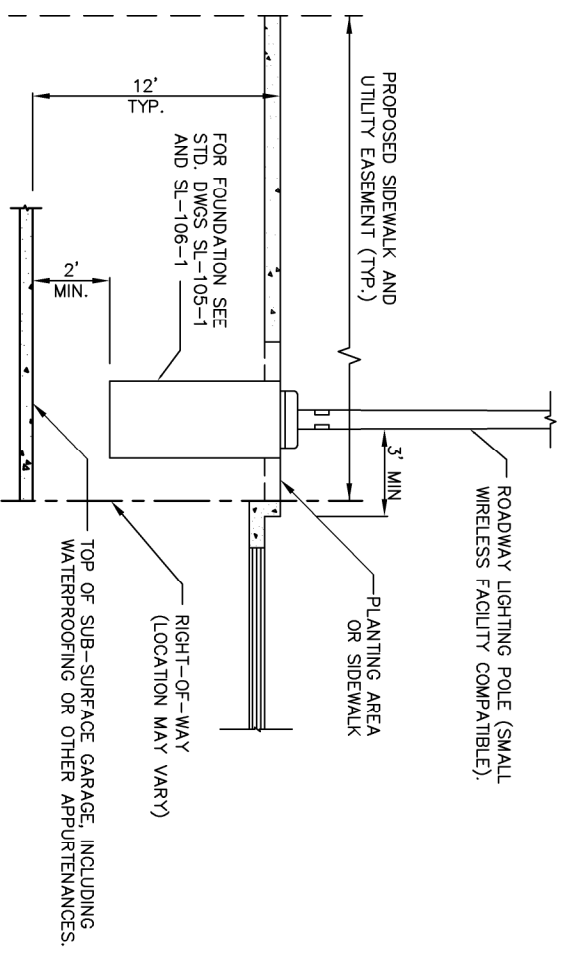
ATTACHMENT C  
SHEET 1



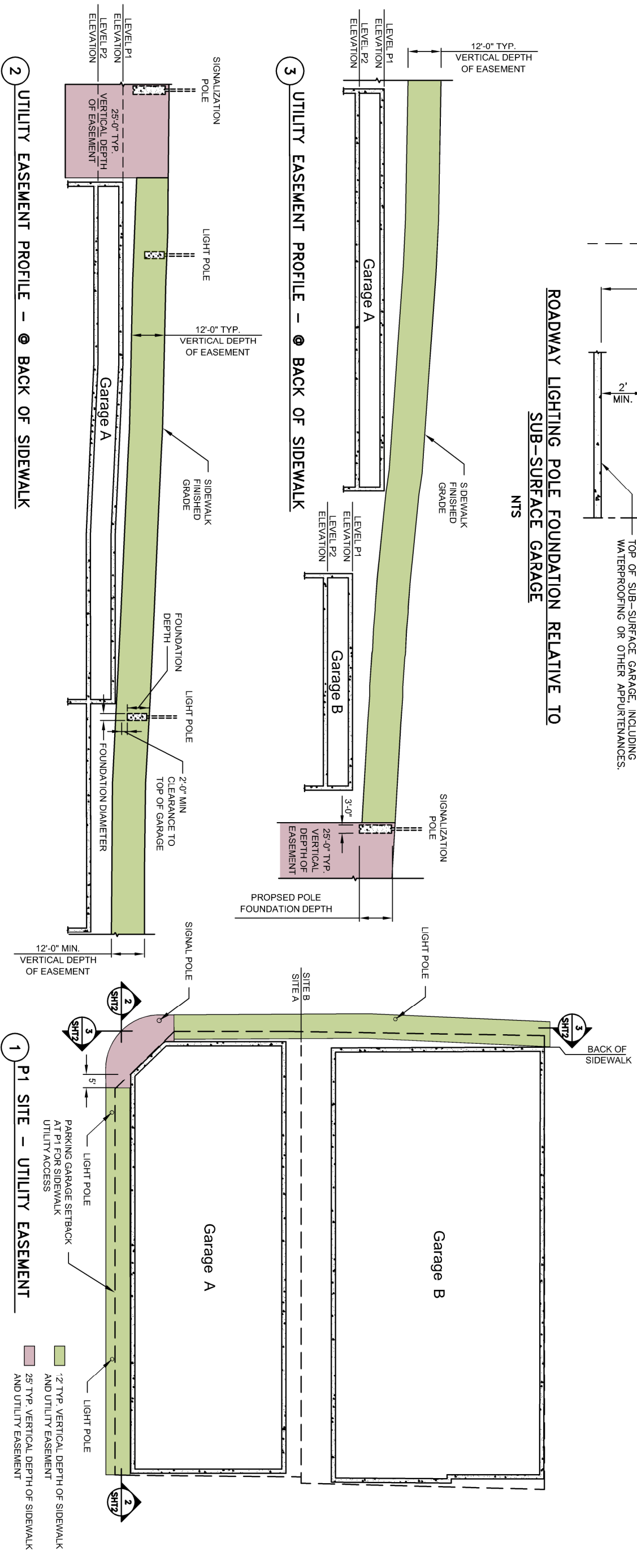
City of  
Bellevue

PLAN SHEET DRAWING REQUIREMENTS FOR BELOW GRADE BUILDING  
PERMIT, BUILDING PERMIT, ROW USE PERMIT

ATTACHMENT C  
SHEET 2



ROADWAY LIGHTING POLE FOUNDATION RELATIVE TO  
SUB-SURFACE GARAGE  
NTS



- 12 TYP. VERTICAL DEPTH OF SIDEWALK AND UTILITY EASEMENT
- 25 TYP. VERTICAL DEPTH OF SIDEWALK AND UTILITY EASEMENT