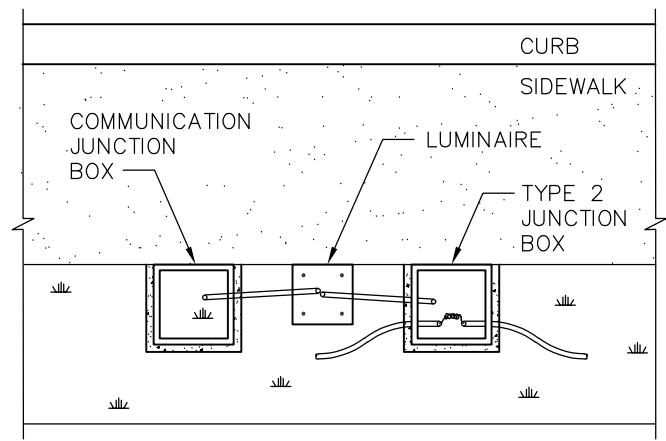
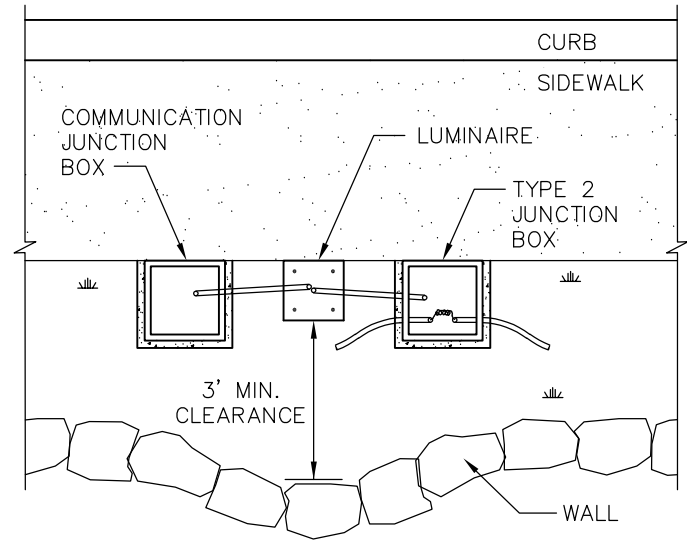


**SIDEWALK WITH PLANTER STRIP**



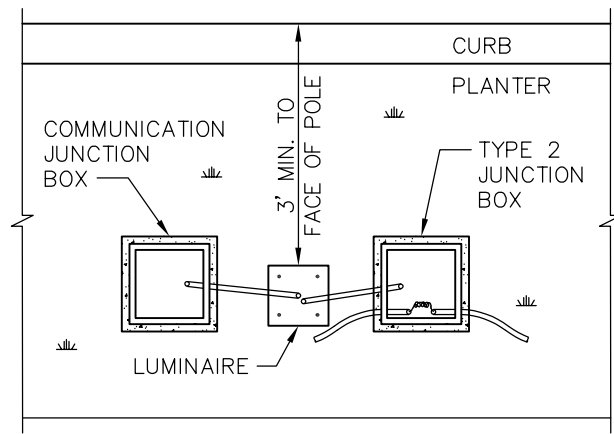
**SIDEWALK WITH PLANTER BEHIND**



**SIDEWALK WITH VERTICAL WALL**

**NOTES:**

1. MUST MAINTAIN 3' MINIMUM CLEARANCE FROM POLE HANDHOLE TO ANY OBSTRUCTION.
2. ALL CONDUIT AT COMMUNICATION JUNCTION BOX SHOWN IN "SIDEWALK WITH PLANTER STRIP" DETAIL TYPICAL FOR ALL DETAILS THIS SHEET.
3. 1-2" CONDUIT (TYP.). 2-2" CONDUITS SHALL BE INSTALLED WHEN POWER IS OBTAINED FROM A SHARED ILLUMINATION CIRCUIT.



**NO SIDEWALK**



City of  
Bellevue

**TYPICAL LUMINAIRE LOCATIONS AND  
SMALL WIRELESS FACILITY CONDUIT LAYOUT**

DRAWING NUMBER	SL-120-1
SCALE	NONE
REVISION DATE	5/21
DEPARTMENT	TRANS