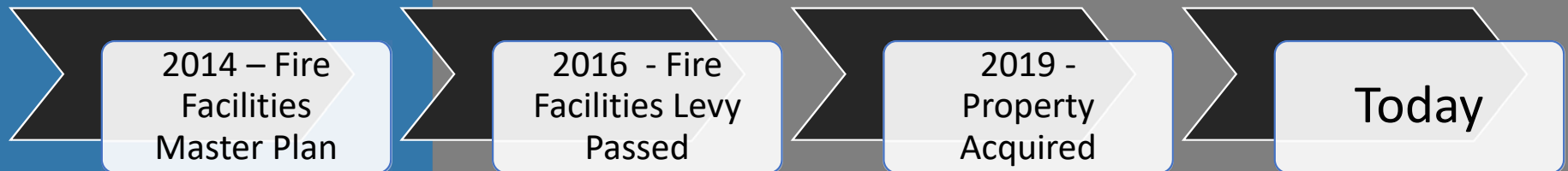




Fire Station 10 Open House

January 23, 2020

Key Things to Understand...





How we determined
the need...

Why here?

Why now?


Why is it necessary?



Response Times Explained

Elements:

- Call processing time
- Turnout Time
- Travel Time
- Vertical Travel Time

A photograph of firefighters in full gear performing a rescue. One firefighter is seen from the back, wearing a dark blue uniform with a 'RESCUE' patch. Another firefighter is visible in the background, wearing a helmet with 'L1' on it. They are using ropes and a stretcher to manage a situation. A large, semi-transparent black circle is overlaid on the right side of the image, containing text.

Why Are Response times so Important?

- Quality of Life outcome improves dramatically
- Fire suppression –arrive and intervene prior to flashover

Previous Feedback Received

Things that we heard you care about...



Protect the Environment

- Retain Mature Trees
- Restore Wetland
- Sustainable design

Traffic

- Traffic Impact Study
- New Traffic Signal
- Widening of 112th Ave



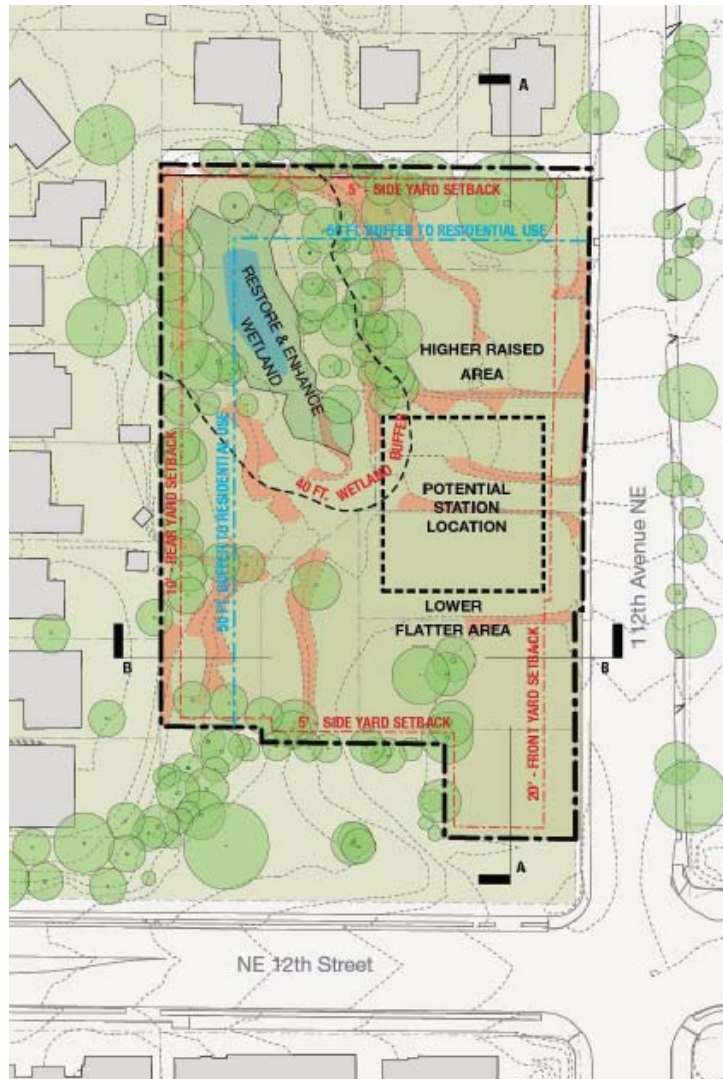


Noise

- Distance buffer to neighbors
- Bays facing east
- Operational considerations



Our commitment
to be a good
neighbor...



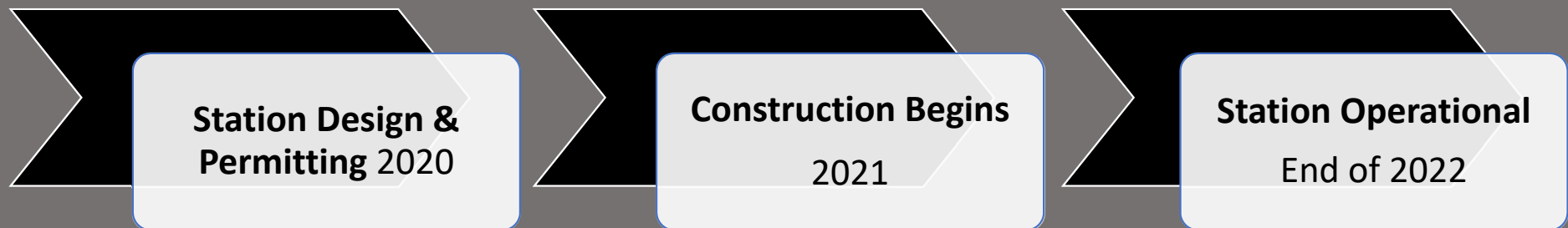
MORE COMMUNITY INPUT

Design Process and Conditional Use Permit

Next Steps

- Moving Forward
- Begin demolition to mitigate neighborhood nuisance
- Design Process

Timeline



Comments and Q & A

This is the beginning of the process for design/construction of FS10 and we welcome your input:

- Comment cards are available
- You can sign up as an interested party on the City's Fire Station 10 website:

<https://bellevuewa.gov/city-government/departments/fire/about/fire-stations/fire-station-10>

