

# APPENDIX I

## Community Profile, Bellevue Human Services Needs Update 2021-2022



# Bellevue Community Profile

This chapter provides a general overview of changing demographics in Bellevue. For specific information about these topics as they relate to Human Services, see the following chapters:

- Goal 1: Food to Eat and Roof Overhead
- Goal 2: Supportive Relationships
- Goal 3: A Safe Haven from All Forms of Violence
- Goal 4: Health Care to be a Physically and Mentally Fit as Possible
- Goal 5: Education and Job Skills to Help Individuals Reach their Full Potential
- Specific Population Chapters:
  - Older Adults
  - Refugees and Immigrants
  - People with Disabilities
  - School-Aged Children and Youth
  - Veterans
- Special Focus Area: Homelessness

## Land Acknowledgement

The City of Bellevue acknowledges that we are on the Indigenous Land of Coast Salish people who have reserved treaty rights to this land, including the Duwamish, Suquamish Tribe, Muckleshoot Indian Tribe, Tulalip Tribe, and Snoqualmie Indian Tribe. We thank these caretakers of this land who have lived, and continue to live, here since time in memory.

## Population

### Existing Snapshot

On April 1, 2021, Bellevue's population was estimated to be 149,900, making Bellevue the fifth largest city in Washington state; just behind the cities of Seattle, Spokane, Tacoma and Vancouver, Washington.<sup>1</sup>

#### Top Ten Largest Washington City Populations, 2021

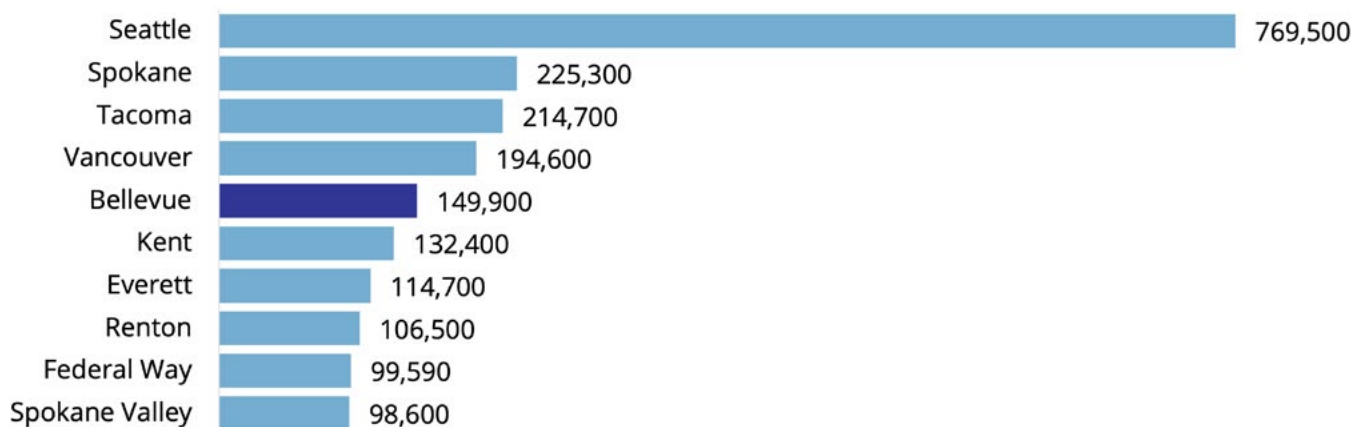


Figure 1 | Source: Washington State Office of Financial Management, Population Estimates Division.

Bellevue’s population is just under two percent of the state’s total population and about seven percent of King County’s population. The City covers an area of approximately 33.5 square miles resulting in a population density of 4,475 people per square mile.

Lake Hills is the city’s largest neighborhood area in terms of population followed by Downtown and Crossroads. BelRed, Factoria, Wilburton and Woodridge are neighborhoods with the smallest populations.

### Trends and Projections

Since Bellevue incorporated in 1953, the city’s population has grown at an average annual rate of 4.9 percent per year. However, much of that growth was due to annexation, especially annexation that occurred during the 1950s and 1960s when Bellevue quintupled in size annexing nearly 19 square miles. The city’s population ballooned by a factor of ten, climbing from 5,950 in 1953 to 61,196 in 1970.<sup>2</sup>

### Bellevue Population 1953 to 2021 with Shares of Growth from Annexation and Natural Increase/Immigration, and Forecast Population to 2035

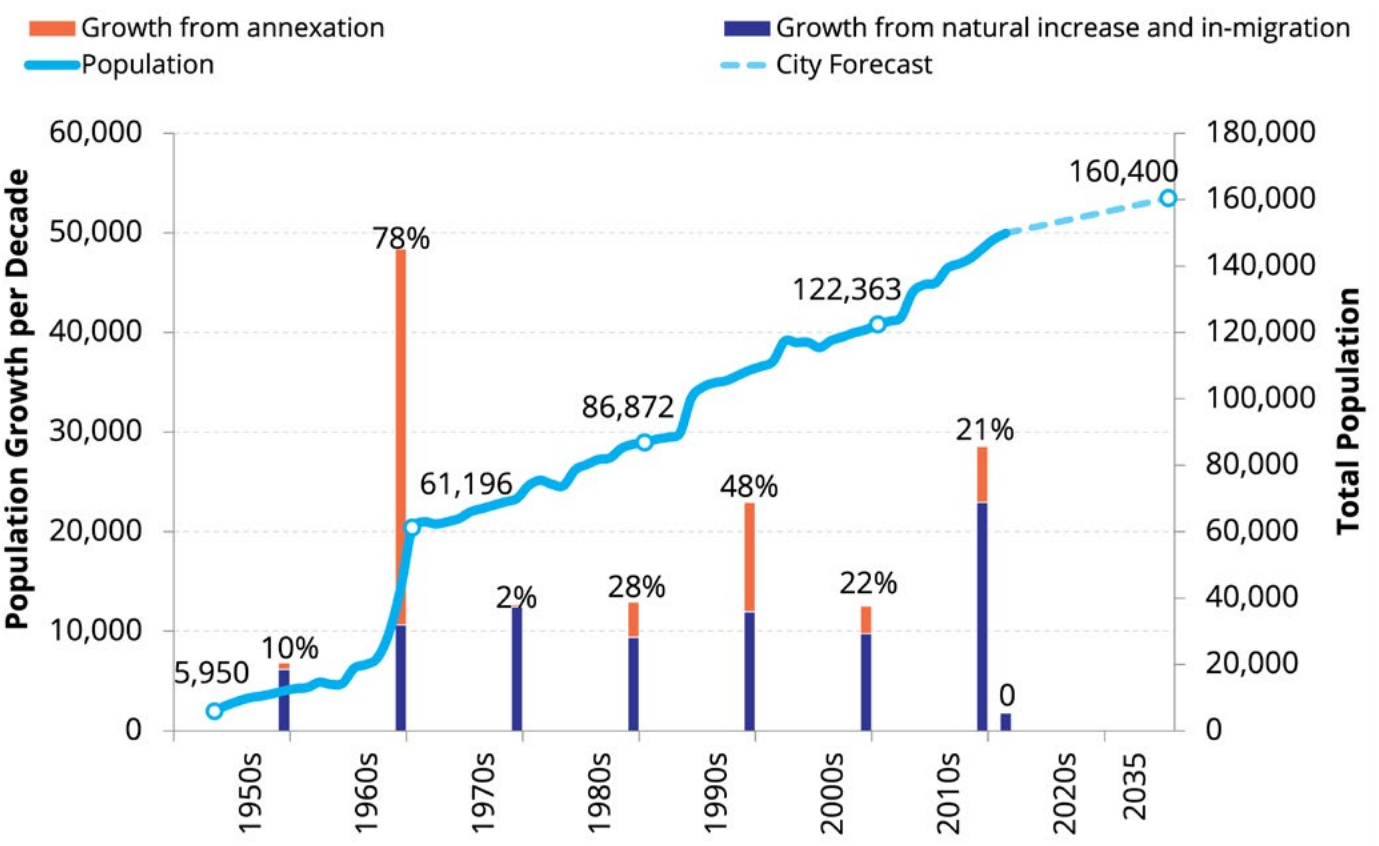


Figure 2 | Sources: Population estimates prior to 2000 are from the City of Bellevue with decade points from the U.S. Census Bureau. Estimates from 2000 on are from Washington State’s Office of Financial Management. Official population estimates are for April 1st of the specified year. Forecast is from the City of Bellevue’s Comprehensive Plan adopted in July 2015.

Since 1970, annexations have represented 26 percent of Bellevue’s population growth, and population has grown on average 1.8 percent per year.

Between 2010 and 2021, Bellevue’s population, not including population in annexation areas, grew by 17.9 percent, slower than King County overall at 18.7 percent, yet faster than Washington State at 15.5 percent. Since 2010, populations in Seattle and Eastside cities including Issaquah,



Redmond, Newcastle, Kirkland, and Sammamish all grew faster than Bellevue, while populations in Mercer Island, Woodinville, Renton, and the Points communities grew slower.

The city and the county are in the process of adopting new growth targets for 2044 that will be the basis for the City’s 2024 Comprehensive Plan. The city expects to grow by an average of 1% to 2% annually between now and 2044.

Neighborhood Patterns

Downtown and BelRed are projected to be the city’s fastest growing neighborhood areas over the next 20 years.<sup>3</sup>

Characteristics

Place of Birth

For decades, most of Bellevue’s residents have come to Bellevue from other states or from abroad. In 1970, about 49 percent of Bellevue’s residents had been born in another state, five percent had been born outside of the United States (including those who were born in Puerto Rico, U.S. Island areas, or born abroad to an American parent) and five percent had been born in a foreign country (includes anyone who is not a U.S. citizen at birth, including those who have become U.S. citizens through naturalization). Since 1970, the share of Bellevue’s residents who were born in a foreign country has increased steadily, climbing from five percent in 1970 to 41 percent in 2019.<sup>4</sup>

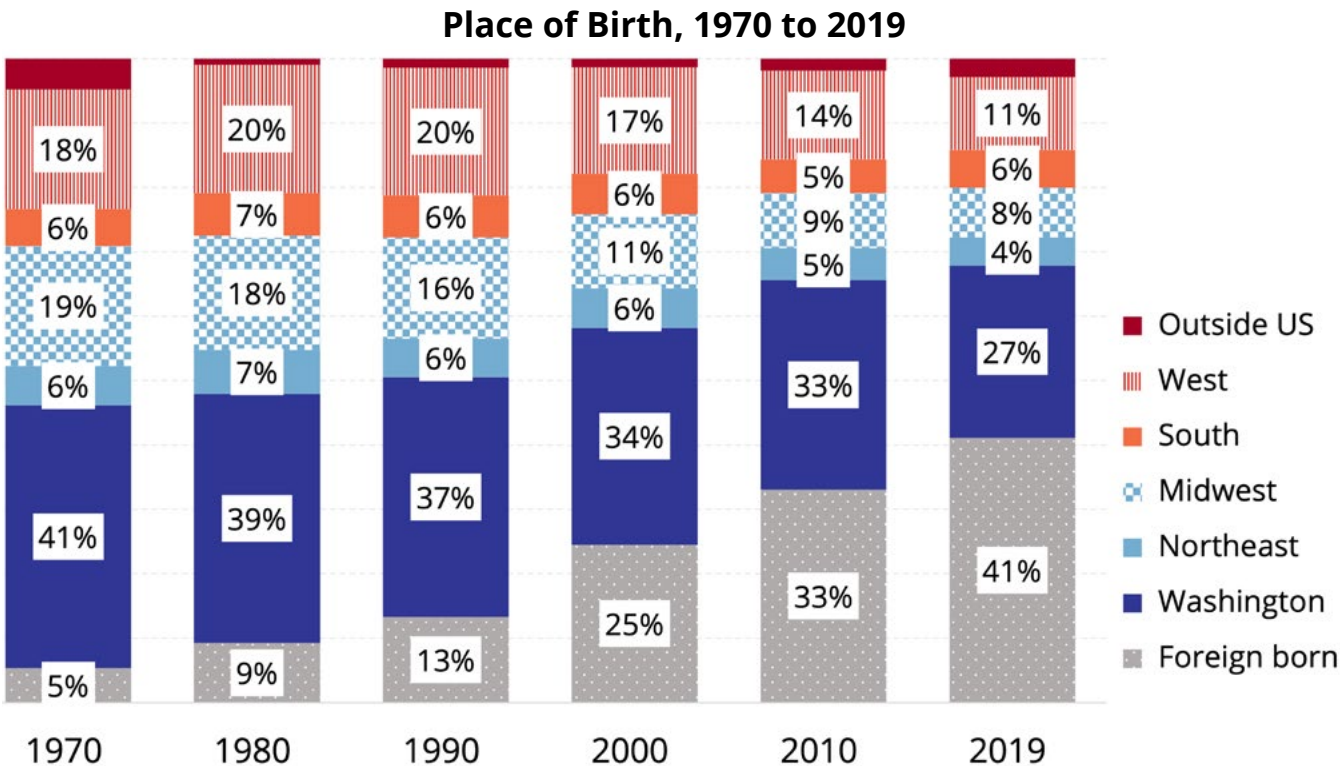


Figure 3 | Sources: IPUMS-USA, University of Minnesota, www.ipums.org and U.S. Census Bureau, 2019 American Community Survey, Table B05002.

Beginning in the 1990s, Bellevue’s industries began shifting towards technology. Many early immigrants working in the technology field settled in Bellevue to be close to work. Communities grew around these individuals and families, some of whom worked in technology fields but others working in other fields and contexts. Between 1990 and 2000, immigrants from foreign countries comprised about 67 percent of Bellevue’s population growth. Between 2000 and 2010,

immigrants comprised about 107 percent of Bellevue’s growth, while the US born\* population shrank in size.<sup>5</sup> This phenomenon occurred in metropolitan areas across the country. Governing magazine found that 37 growing metro areas would have lost population had it not been for new residents from abroad.<sup>6</sup> Since 2010, immigrants have contributed to about 73 percent of Bellevue’s population growth. With greater shares of people moving to Bellevue from overseas, this has influenced Bellevue’s increasing cultural diversity. (\*US born includes people with citizenship born outside the US.)

**US born and Foreign-born Shares of Population Growth, 1990 to 2019**

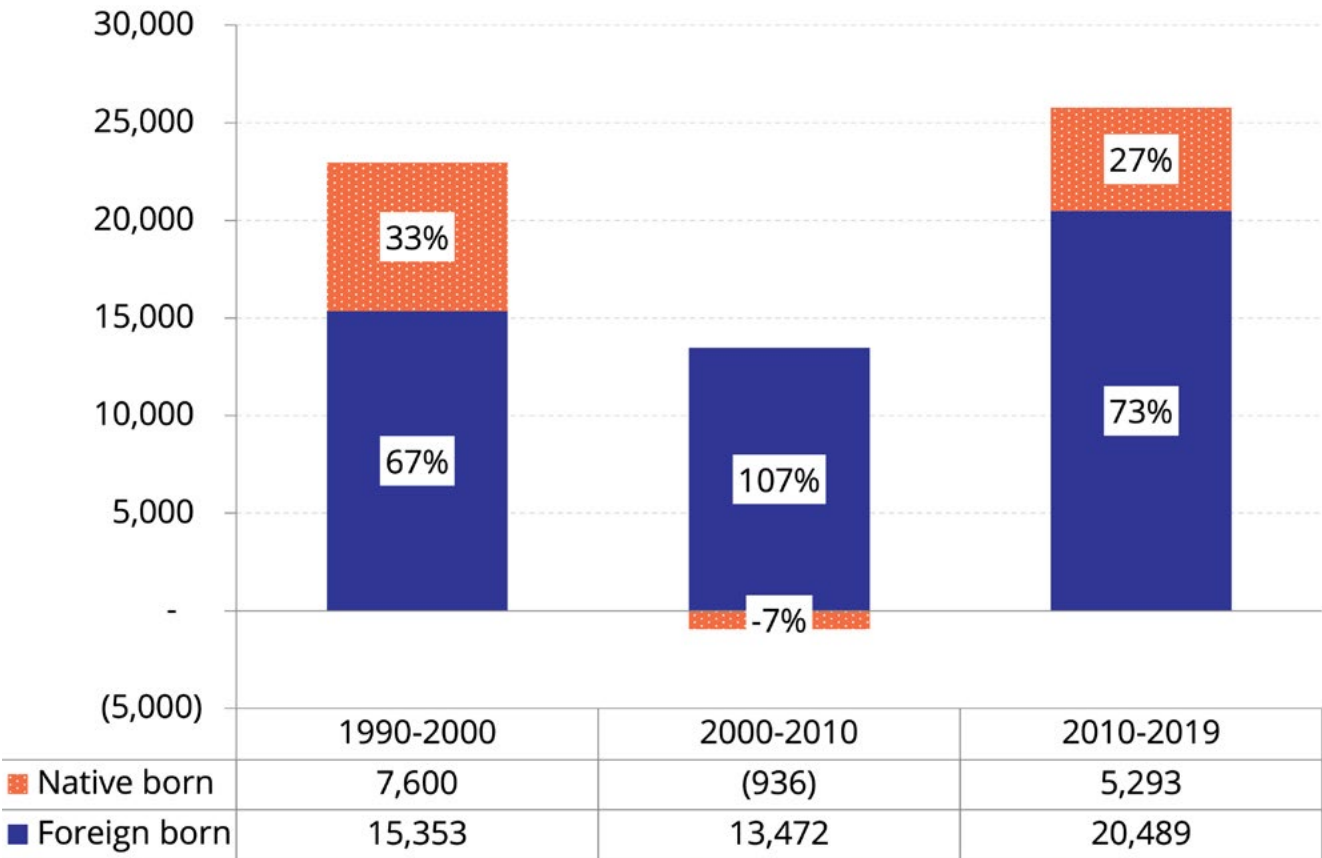


Figure 4 | Sources: U.S. Census Bureau, 1990 Census, 2000 Census and 2010 and 2019 American Community Surveys.

## Cultural Diversity

### Existing Snapshot

The City acknowledges that racial and cultural diversity are different. Racial groups contain many different cultural backgrounds and some cultural backgrounds are held by people identifying with different racial categories.

“Bellevue welcomes the world. Our diversity is our strength. We embrace the future while respecting our past.”

~ Bellevue City Council Vision

When looking at race/ethnicity in this report, Hispanic/Latino populations are grouped separately from racial categories where possible. Any individual who reported being Hispanic/Latino,

regardless of their race, is categorized as Hispanic/Latino, and White refers to all White residents who are not Hispanic/Latino.

With over 41 percent of its population having been born in over 90 different foreign countries, Bellevue is culturally diverse. About 50 percent of its population are people of color and about 44 percent of its population over five speak a language other than English at home.

### Bellevue's Race and Ethnicity Distribution, 2019

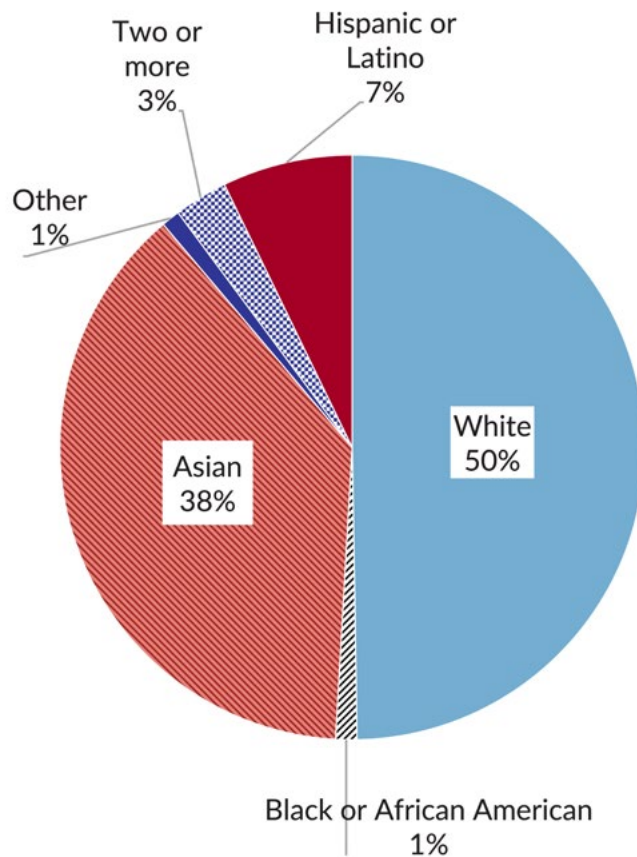


Figure 5 | Source: U.S. Census Bureau, 2019 American Community Survey, table DP05<sup>7</sup>.

Asians comprise about 38 percent of Bellevue's population, making it the second largest racial category in Bellevue. Among cities across the nation with 100,000 in population or more, Bellevue has the 9<sup>th</sup> largest Asian population as a percent of the total population and the highest percentage in the nation outside of California and Hawaii.

Hispanics/Latinos are Bellevue's third largest population group comprising about seven percent of Bellevue's population. People of two or more races comprise three percent of Bellevue's population followed by Blacks or African Americans who comprise about one percent.

### Neighborhood Patterns

The population in all neighborhoods is at least 30 percent people of color. The majority of residents in Crossroads, Factoria, Bridle Trails, Somerset, Wilburton, and Woodridge neighborhoods are people of color. West Lake Sammamish, West Bellevue, Northeast Bellevue, and BelRed are the neighborhood areas with the smallest proportions of people of color.

Crossroads, Somerset, and Bridle Trails have the highest percentages of Asian residents at just shy of 50 percent of the population. Factoria and Wilburton have the highest percentages of Black

or African American residents. Eastgate and Factoria, have the highest percentages of multi-racial residents, and Lake Hills, Crossroads, and Factoria have the highest percentages of Hispanic/Latino residents.<sup>8</sup>

## Comparisons

Nationally, the largest racial group is White with Hispanic/Latino as the second largest racial group, followed by Black or African American and then Asian. In King County, Seattle and Bellevue, Asians comprise the second-largest racial group after White, followed by Hispanic/Latinos. In King County and Seattle, Black or African American is the fourth largest racial group. However, in Bellevue, people of two or more races are more populous than Black or African American.<sup>9</sup>

### Race/Ethnicity Comparisons, United States, Washington, King County, Bellevue, and Seattle, 2019

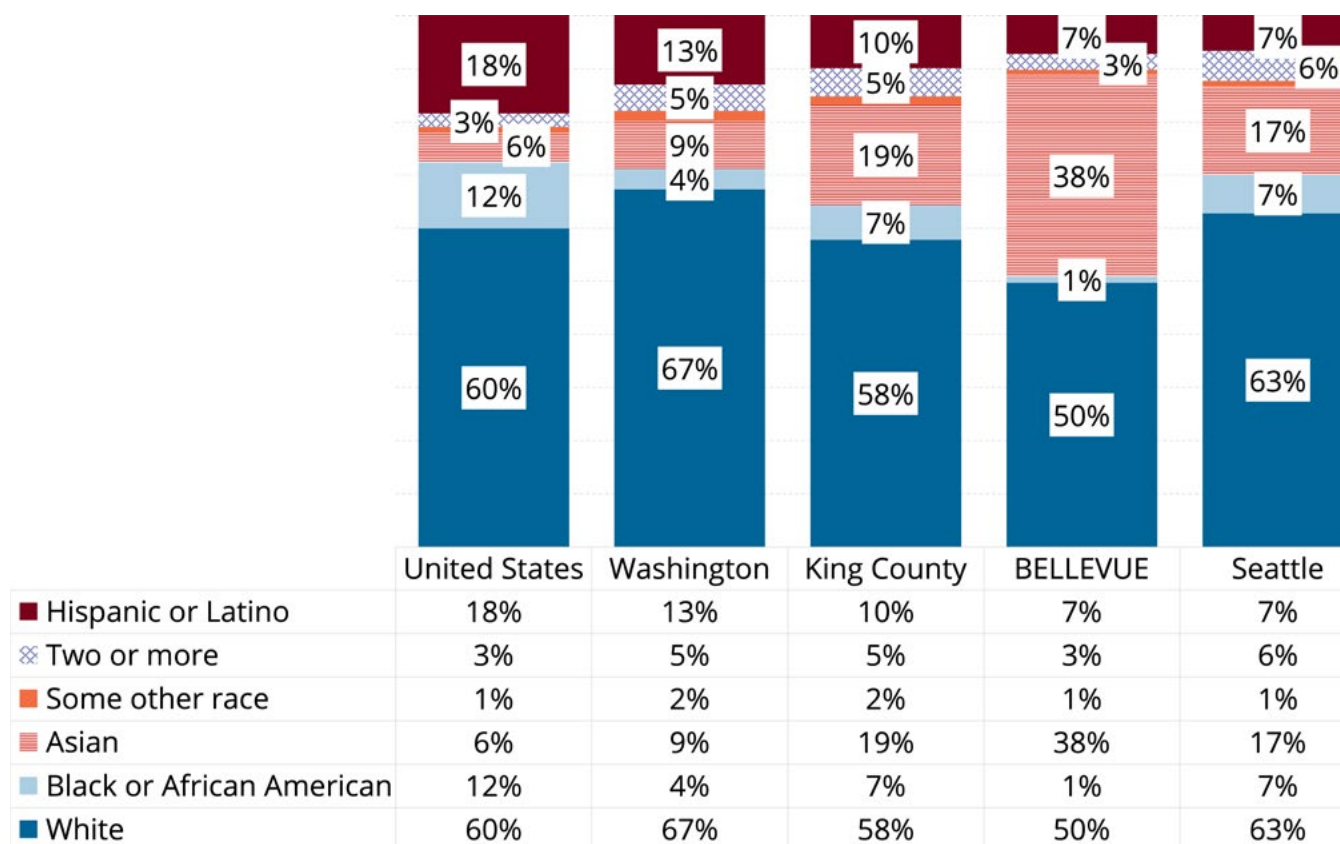


Figure 6 | Source: U.S. Census Bureau, 2019 American Community Survey

## Characteristics

### Race and Ethnicity by Age

Each racial/ethnic group in Bellevue includes people of all ages but the distribution of ages varies across groups. About 21 percent of Bellevue's White residents are older adults versus 4 percent of Bellevue's Hispanic/Latino residents. About 48 percent of Bellevue's multi-racial residents are under the age of 18 compared to 16 percent of White residents.<sup>10</sup>

**Race and Ethnicity Distribution by Age, 2015-2019**

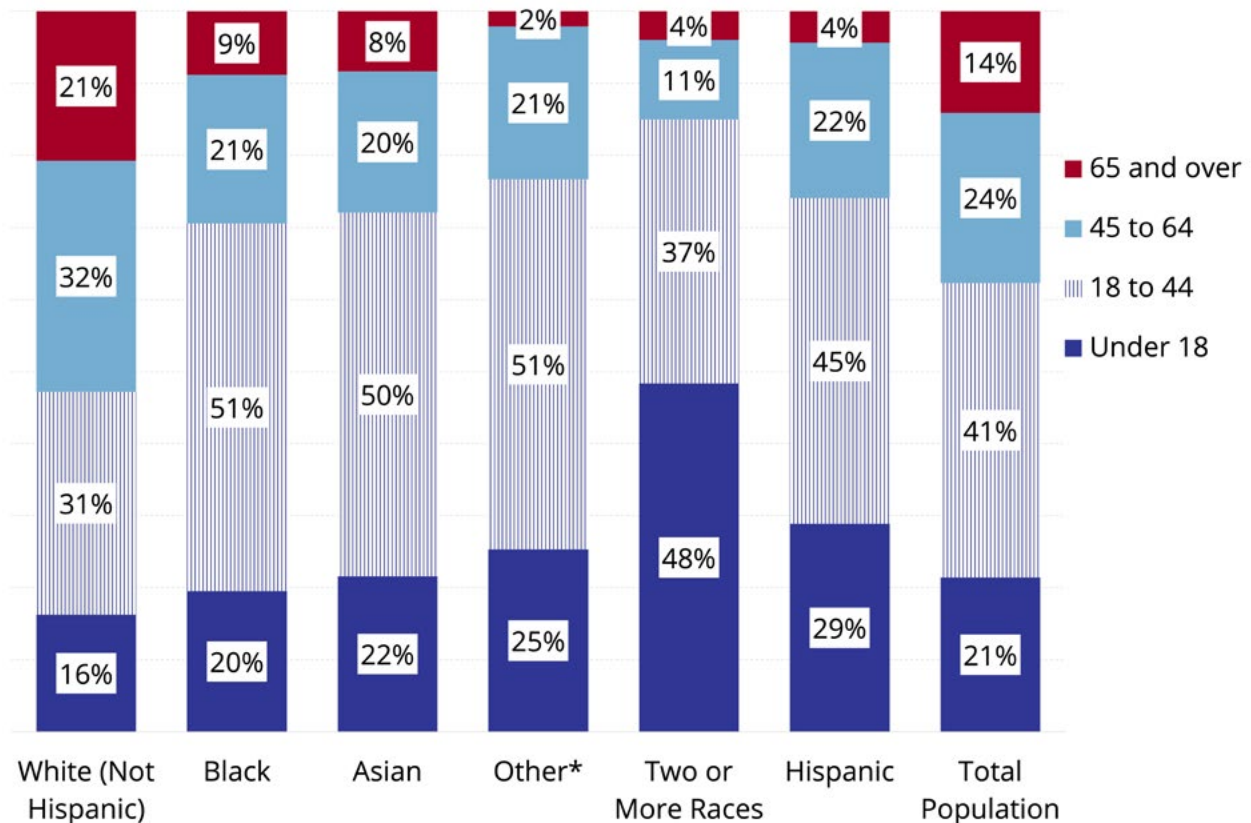


Figure 7 | Source: U.S. Census Bureau, 2015-2019 American Community Survey

### Language Spoken at Home

As Bellevue's foreign-born population has increased, so has the percentage of people who speak a language other than English at home. Over the past three decades, the percentage has climbed from 14 percent in 1990 to 44 percent in 2019.<sup>11</sup>

Nearly 15 percent of Bellevue residents reported they spoke English less than "very well." During the 2020-2021 school year, about 100 different first languages were spoken by students enrolled in Bellevue School District.<sup>12</sup>

Starting with 2016 datasets, the U.S. Census Bureau stopped reporting on languages at the same level of detail for geographies smaller than counties. Bellevue City staff developed a method of combining data on language groups from the American Community Survey with data on languages spoken by elementary school students in Bellevue School District and surrounding school districts to estimate the top 10 languages spoken in Bellevue. The most spoken language after English is Mandarin Chinese (about 10 percent of the population speak this at home), followed by Spanish (about 5 percent of the population), Korean (3 percent), Russian (2 percent),



and Japanese (2 percent). Other common languages are Vietnamese, Hindi, Telugu, Cantonese, and Tamil (all spoken by 1 to 2 percent of the population).

### Neighborhood Patterns

At least a quarter of residents in every neighborhood speak a language other than English at home. Over half of people age 5 and over in the Crossroads and Bridle Trails neighborhoods speak a language other than English at home. About a quarter of people in Crossroads speak English less than “very well”. About 2 in 10 people in Wilburton, Bridle Trails, Factoria, and Lake Hills speak English less than “very well”. At least 1 in 10 residents speak English less than “very well” in every neighborhood in Bellevue.”<sup>13</sup>

### Trends and Projections

**Trends in the Percentage of People who Speak a Language Other than English, 1990 to 2019**

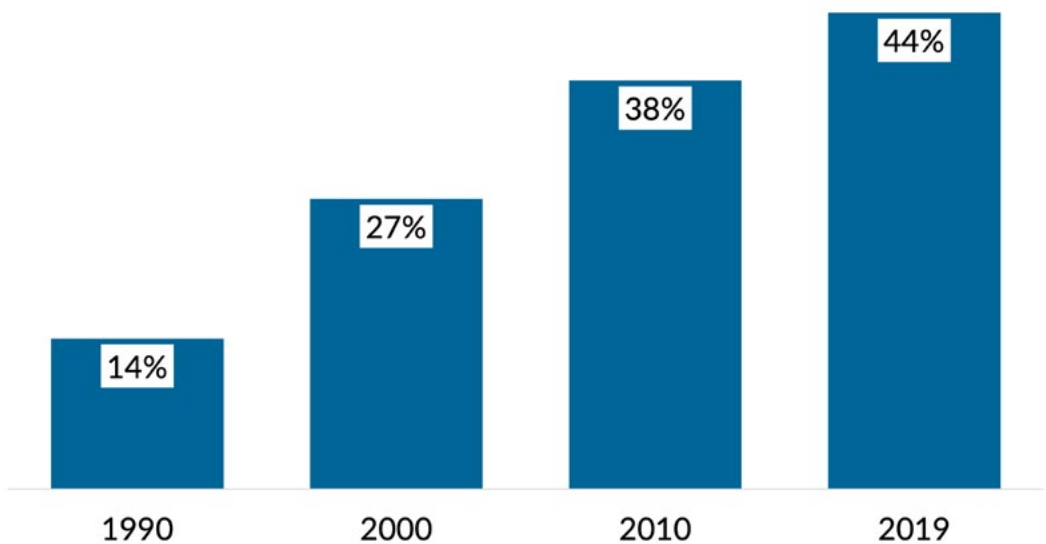


Figure 8 | Sources: U.S. Census Bureau, 1990 Census, 2000 Census and 2010 and 2019 American Community Surveys

The percentage of the population of people of color in Bellevue has tripled over the past three decades climbing from 15 percent in 1990 to about 50 percent in 2019. This trend mirrors national trends where the proportion of people of color has increased from 24 percent to 40 percent during the same period. It also brings Bellevue more in line with the Western region of the United States, which has had higher proportions of people of color over the decades. <sup>14</sup>

## Trends in the Percent of People of Color in the United States, the Western Region of the U.S. and in Bellevue, 1990-2019

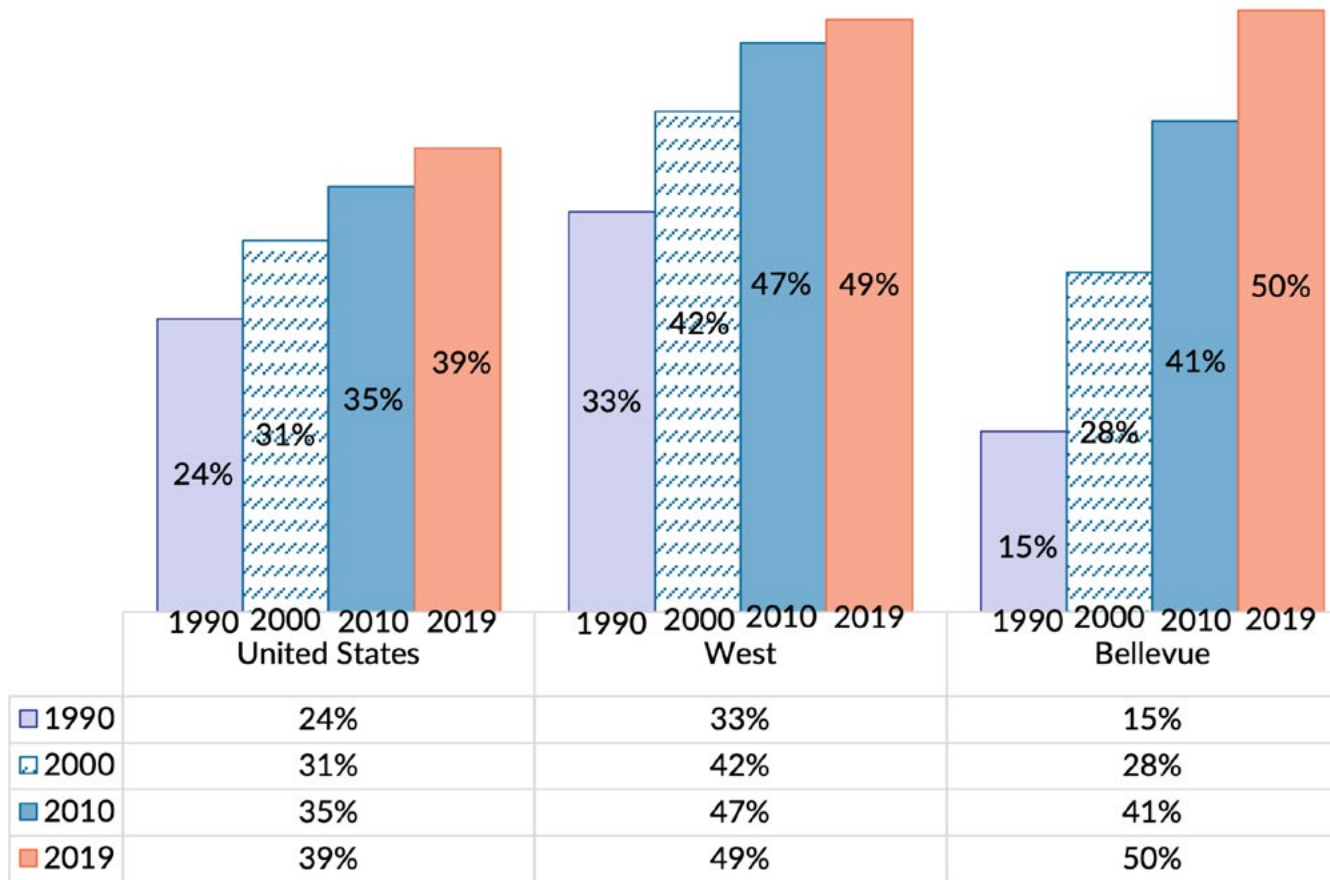


Figure 9 | Source: U.S. Census Bureau, 1990 Census, 2000 Census, 2010 Census and 2019 American Community Survey.

Bellevue's Asian population has been the fastest growing non-White population group since 1990, growing from just under ten percent of the population to about 38 percent in 2019.<sup>15</sup>

Within Bellevue's Asian population, Chinese and Asian Indian residents have increased in number the most. The number of Chinese residents has grown from just over 2,600 in 1990 to about 21,000 in 2019. Asian Indians have witnessed similar rates of growth, especially since 2000. Bellevue's Japanese and Korean populations have been relatively stable since 2010.<sup>16</sup>

## Population Trends of Bellevue's Largest Asian Populations: 1990 to 2019

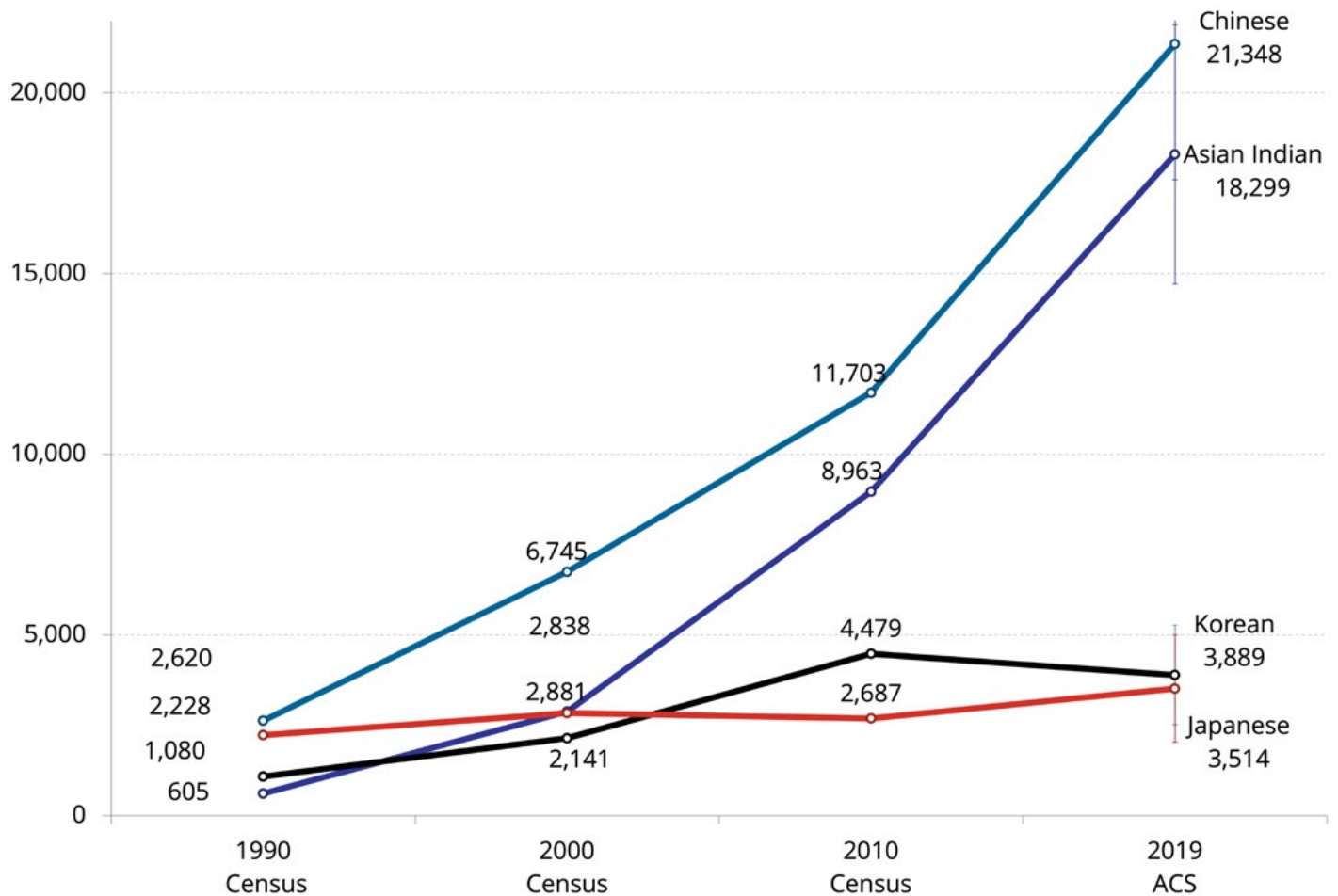


Figure 10 | Source: U.S. Census Bureau, 1990 Census, 2000 Census, 2010 Census, 2019 American Community Survey

The proportion of Hispanics/Latinos living in Bellevue has gradually increased over the decades. Hispanics/Latinos comprised about three percent of Bellevue's population in 1990 and by 2019, they comprised about seven percent. The proportions of people in Bellevue who are of two or more races or who are Black or African American have remained relatively steady over the decades.<sup>17</sup>

## Trends in the Percentage of Black or African Americans, Hispanics/Latinos and People of Two or More Races in Bellevue: 1990 to 2019

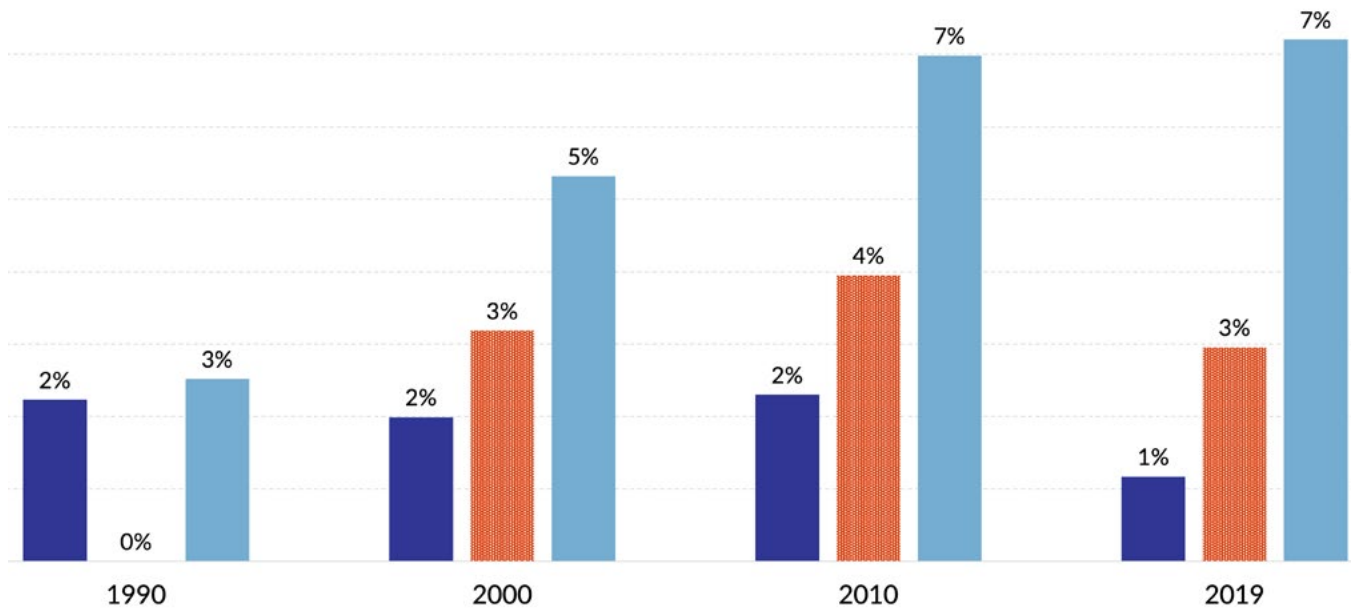


Figure 11 | Source: U.S. Census Bureau, 1990 Census, 2000 Census, 2010 Census, 2019 American Community Survey.

Bellevue's cultural diversity is likely to be a permanent characteristic of the population into the future. The population has been about half people of color since about 2015. However, the cultural background of residents continues to change. Trends indicate that the number of residents of Chinese and Asian Indian ancestry will likely continue to grow, and the trend toward more diverse language groups continues as well.



## Age Diversity

### Existing Snapshot

In 2019, Bellevue residents early in their career, ages 18 to 44, were the city's largest age cohort at 41 percent. The next largest age cohort was Bellevue residents late in their career, 45 to 64, at 24 percent, children under the age of 18 were 21 percent of the population and older adults, 65 years and older, were 14 percent.<sup>18</sup>

**Bellevue Age Distribution, 2019**

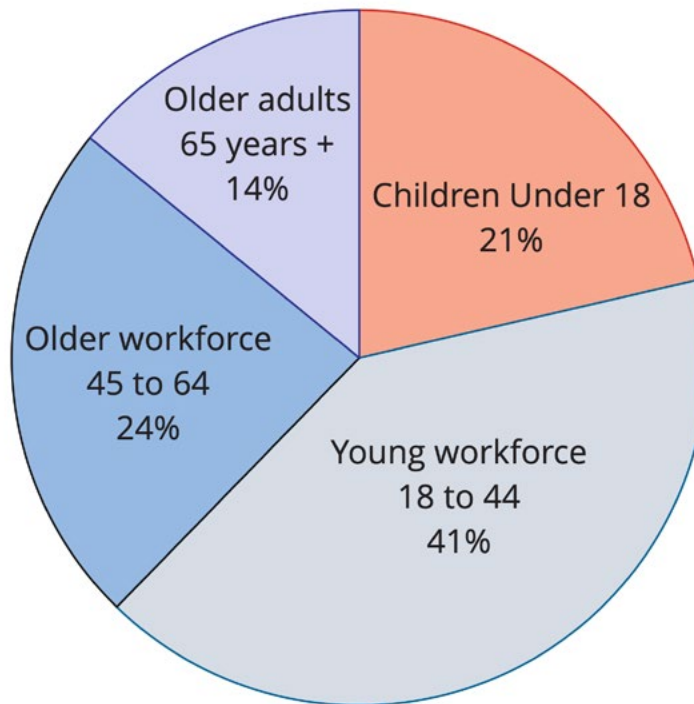


Figure 12 | Source: U.S. Census Bureau, 2019 American Community Survey, table DP05.

Bellevue's median age in 2019 was 36.5 years. Because Bellevue's estimate has such a large margin of error (1.7 years), it is not statistically different from the median age of the U.S. (38.5), Washington State (37.9), King County (36.9), or Seattle (34.7).

Bellevue currently has a very similar age distribution as King County. Its age distribution, however, differs markedly from that of Seattle, which has an even larger share of the population in the young working age cohort.

## Age Distribution Comparisons, 2017

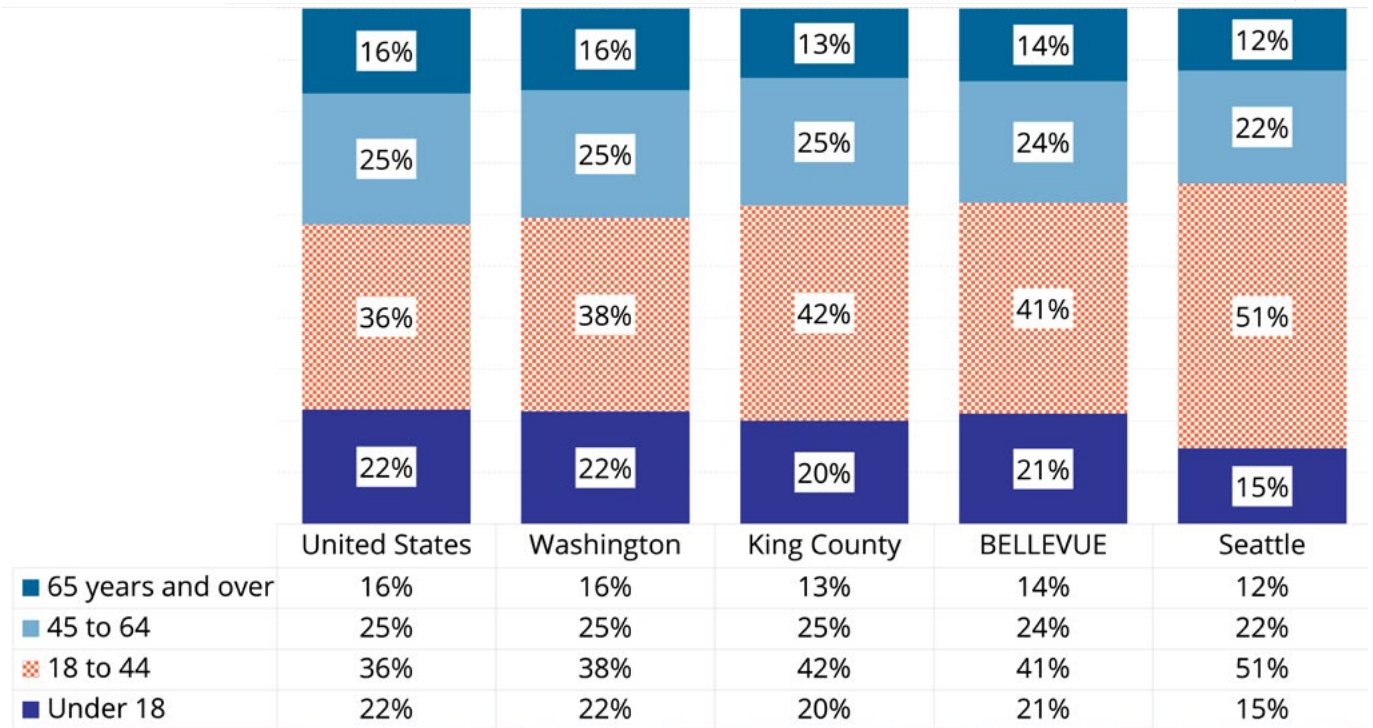


Figure 13 | Source: U.S. Census Bureau, 2019 American Community Survey.

## Neighborhood Patterns

About a quarter of residents in the Somerset, Cougar Mountain / Lakemont, Northeast Bellevue, and West Lake Sammamish neighborhoods are under 18. BelRed, Downtown, Northeast Bellevue, Northwest Bellevue, and West Lake Sammamish have the largest share of their residents in the older adult cohort, 65 years and over. Crossroads and Downtown stand out with over half of their population in the young working-age cohort, 18 to 44. And Factoria and Somerset have over a third of their populations in the older working age cohort, 45 to 64.<sup>19</sup>

## Characteristics

### Age by Gender

While gender is a spectrum that includes transgender people and those who identify as neither male nor female, the sources referenced in this chapter reported data by male and female and did not report data encompassing the entire gender spectrum.

While the median age for Bellevue's population as a whole was 36.5, the median age for males was lower at 34.2 than the median age for females at 38.6. Because they have such large margins of error, the difference is not statistically significant. However, in looking at Bellevue's age population pyramid, which shows the distribution of the population in five-year age increments by gender, it is clear that men outnumber women in the young working age cohort (18 to 44). The proportion of males in Bellevue at 51 percent was slightly higher than the proportion of females at 49 percent.

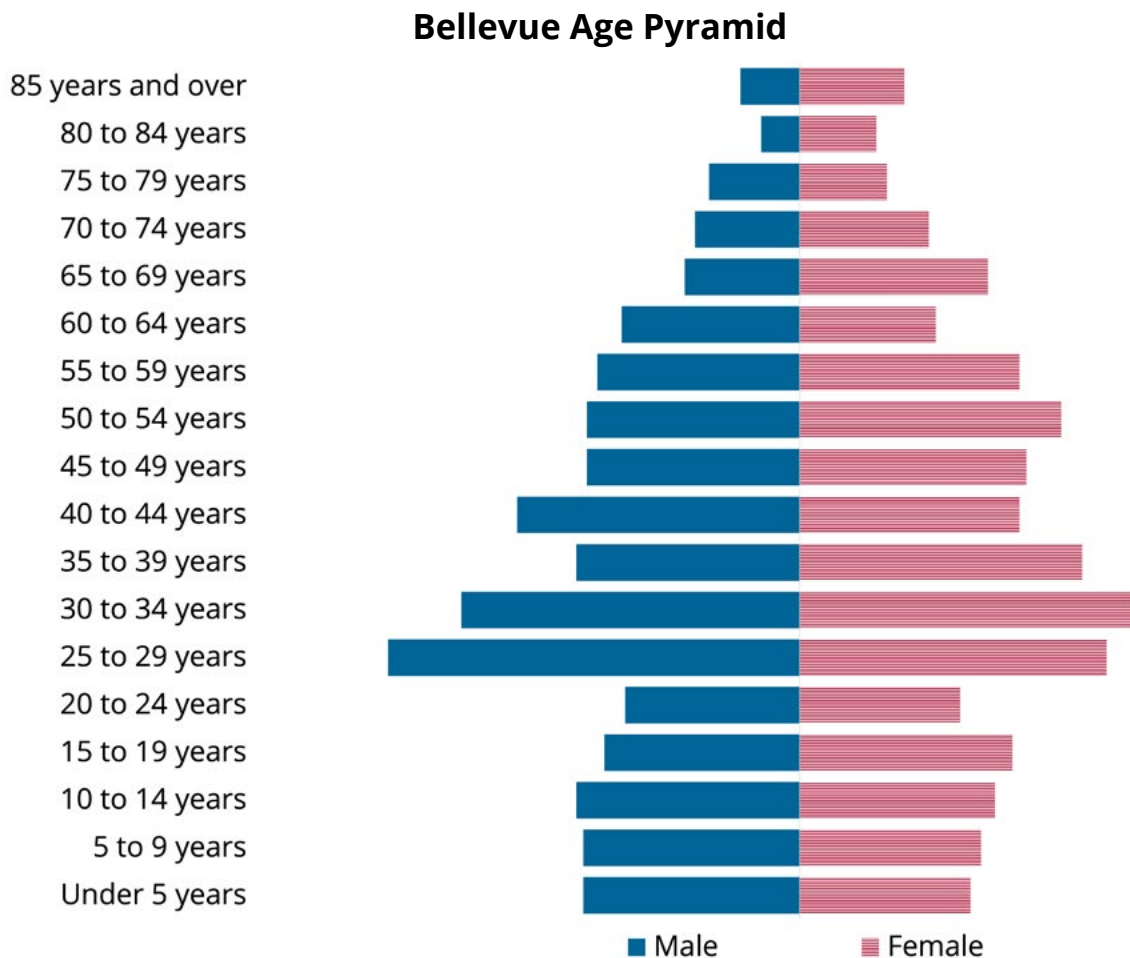


Figure 14 | Source: U.S. Census Bureau, 2019 American Community Survey, table S0101.

## Age by Race/Ethnicity

Age also differed by race and ethnicity. At the high end, Bellevue's White population had a median age of 46.7 in 2015-2019. In contrast, Bellevue's multi-racial population had a median age of 19.2. Median ages of other racial and ethnic population groups in Bellevue were in the lower to mid-thirties.<sup>20</sup>

**Median Age by Race/Ethnicity Comparisons, 2015-2019**

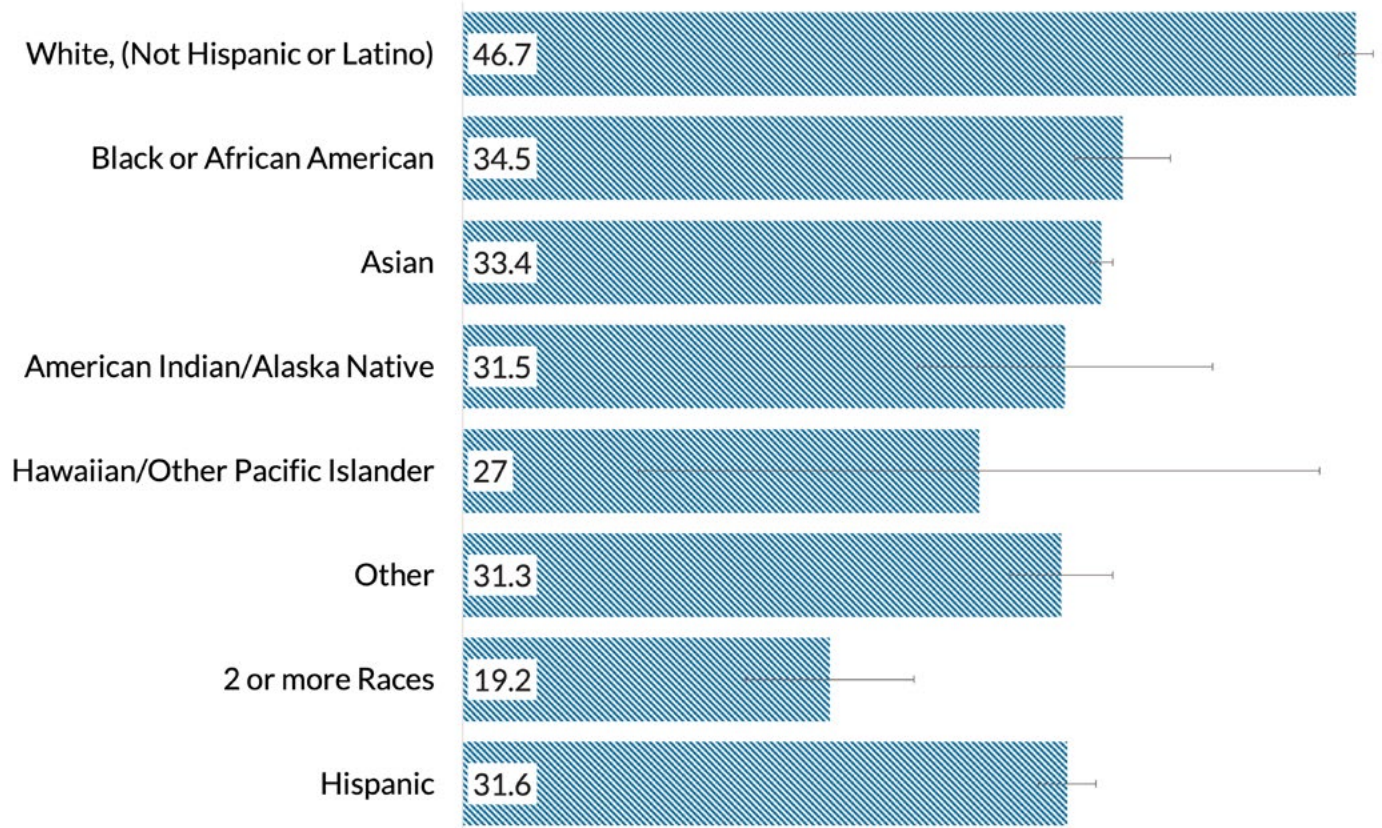


Figure 15 | Source: U.S. Census Bureau, 2015-2019 American Community Survey

Bellevue's children had the highest percentage of people of two or more races at 9 percent, whereas Bellevue's young workforce had the highest percentage of Asians at 42 percent. Bellevue's residents 45 to 64 years of age were less racially/ethnically diverse with White residents comprising 63 percent of their population. Bellevue's older adults, 65 years and over, were the least racially/ethnically diverse with 74 percent of their population being White.<sup>21</sup>



## Age Distribution by Race/Ethnicity, 2015-2019

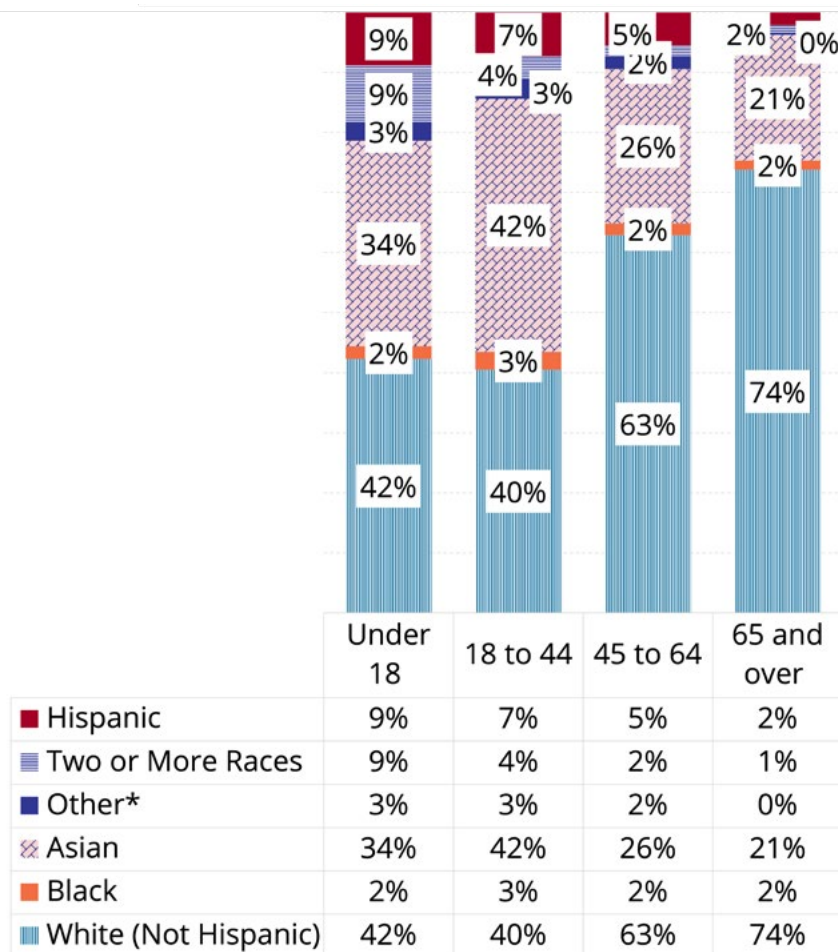


Figure 16 | Source: U.S. Census Bureau, 2015-2019 American Community Survey

## Trends and Projections

While the number of people within each age cohort has increased over the decades, certain cohorts have grown faster than others resulting in shifts in their proportions over time. In 1970, most neighborhoods were filled with new homes occupied by first-time home buyers and nearly 57 percent of its households were married-couple families with children. Over 41 percent of its population was under the age of 18, another 39 percent between the ages of 18 and 44, 17 percent between the ages of 45 and 64 and only three percent were 65 years or older.

As the city matured so did its residents, creating a more diverse age distribution of the population. By 1980, young adults had become the largest age cohort and remain so today, yet their proportion declined from 1990 to 2010 as the older workforce (45 to 64) and older adults (65 plus) increased in size. In 2015, the young adult cohort began to increase again after the steady decreases since 1990, and in 2019, this cohort was 39 percent of the population. Growth in the proportion of older adults has slowed despite increases in the older adult population statewide.<sup>22</sup>

As baby boomers (born between 1944 and 1964) continue to age into the older adult cohort, the proportion of people over 65 within Bellevue is expected to increase. Nationwide, older adults are projected to comprise over 20 percent of U.S. residents by 2030, and if projections hold true, by 2035 the population 65 and older would outnumber people younger than 18 for the first time in U.S. history.<sup>23</sup>

## Trends and Projections of Annual Increases in the Older Adult Population (65 years and over) for Washington State, 1971-2040

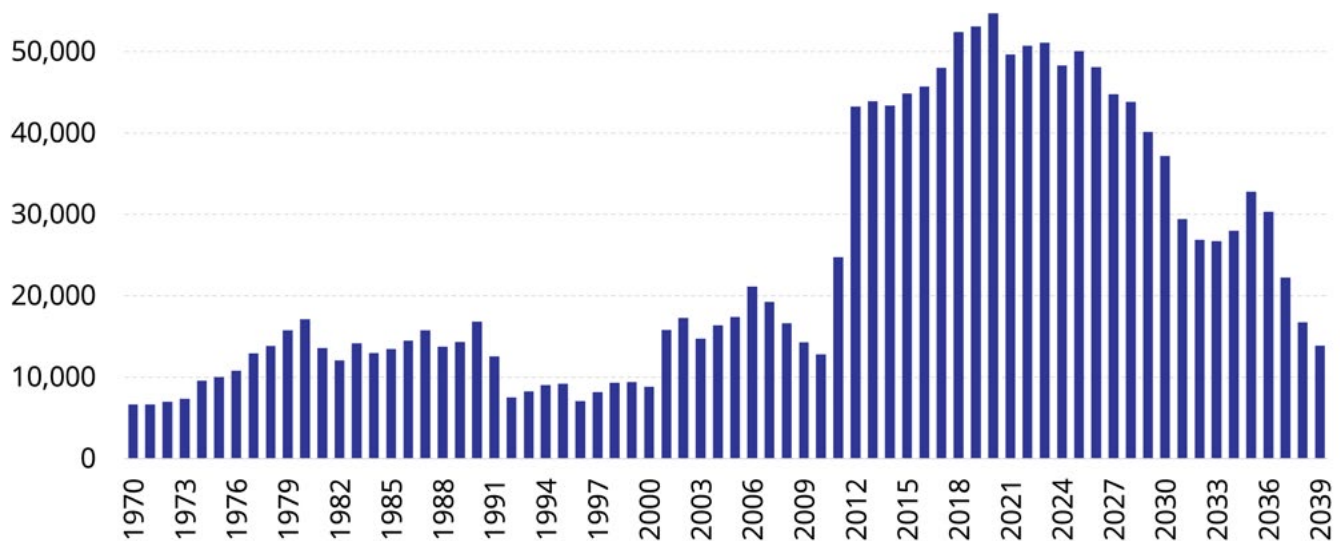


Figure 17 | Source: Washington State Office of Financial Management, Forecasting and Research Division, State Population Forecast 2010-2040, November 2018.<sup>24</sup>

Whether Bellevue will witness the same rate of increase in its older adult population as the state and nation is difficult to predict. As jobs in Bellevue's Information Technology cluster grow, Bellevue will likely continue to attract the young, educated and relatively well-paid workforce. This new young population could be added on top of Bellevue's existing population, or it could displace some of Bellevue's older residents who may look to find more affordable housing options outside of the city.

## Prosperity

### Labor Force Participation and Employment Rates

About 69 percent of Bellevue's population 16 years and over were in the labor force in 2019. For men age 20 to 64, about 91 percent were in the labor force. Only 75 percent of women in the same age bracket were in the labor force. Women with children under six years old were less likely to be in the labor force (63 percent) than those whose children at home were all age six to 17 (79 percent).<sup>25</sup>

About 50 percent of people with incomes below the poverty level were in the labor force, yet 43.2 percent of them were unemployed. About 57 percent of people with any disability were in the labor force, yet about 18 percent of them were unemployed.

In 1990, labor force participation in Bellevue was 73. Since 2010, labor force participation has hovered between 65 and 69 percent. This lower rate could be due in part to the larger share of Bellevue's population who are older adults who have lower rates of labor force participation.

### Jobs

With an estimated 158,805 total /145,145 covered jobs, Bellevue had the second highest employment base of Central Puget Sound cities in 2018 after Seattle and followed by Tacoma, Redmond, and Everett. Bellevue employment comprised seven percent of all jobs in the region.<sup>26</sup>

## Top Ten Largest Central Puget Sound Cities in Terms of Covered Employment, 2020

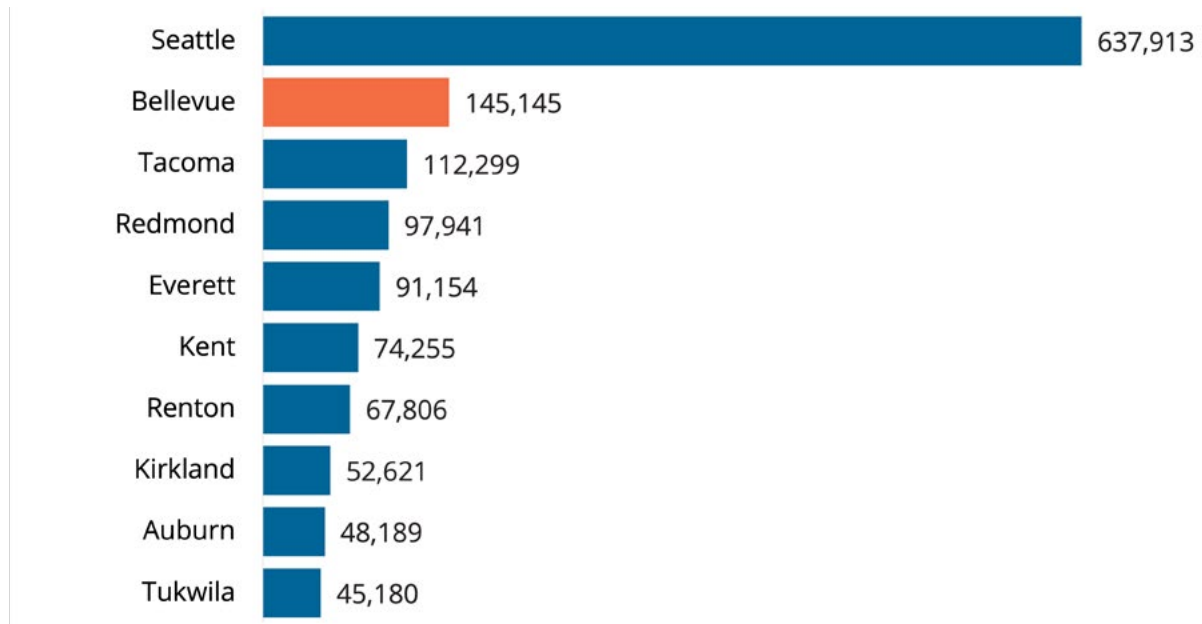


Figure 18 | Source: Puget Sound Regional Council, 2020 Covered Employment Estimates by Jurisdiction

Despite fluctuations in economic cycles, the number of jobs in Bellevue has grown at an average annual rate of 1.2 percent since 2000. Currently, Bellevue's rate of job growth is on target to reach a total of 192,800 by 2035. As the region updates its vision for 2050 and cities update their Comprehensive Plans for 2043, Bellevue's targeted rate of job growth could change.

### Job estimates to 2020 and projections to 2035

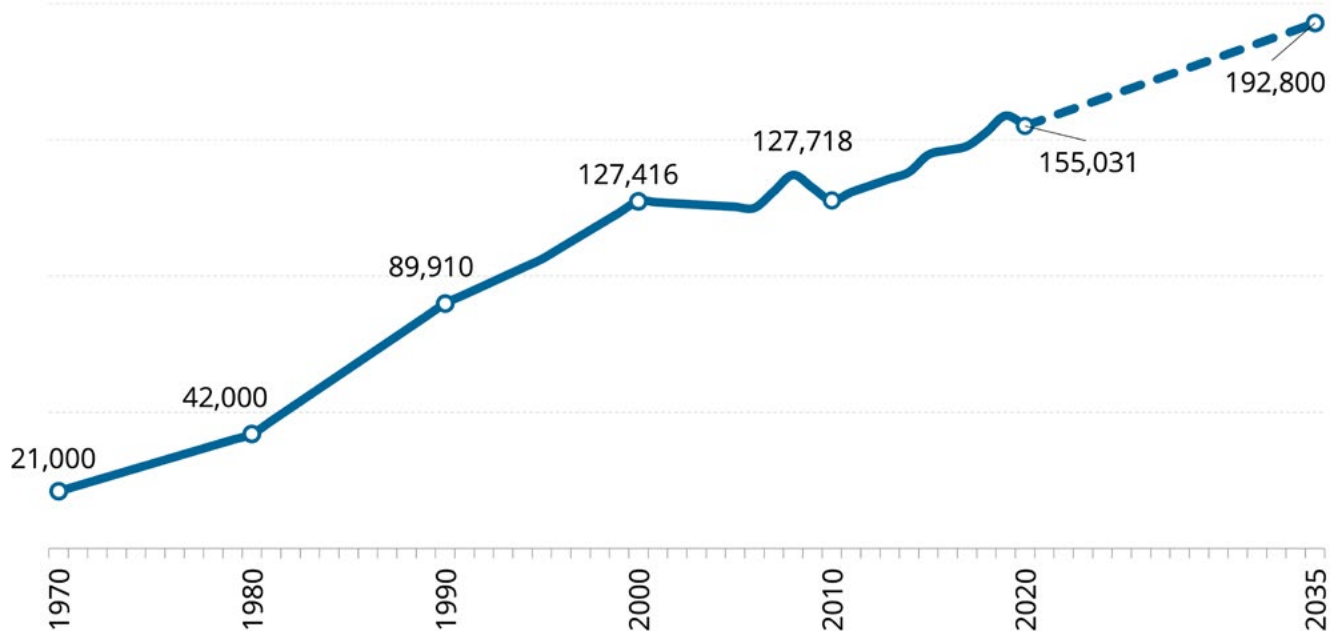


Figure 19 | Source: Puget Sound Regional Council, 2020 All Job Estimates, Bellevue & Major Employment Centers

## Industry Shifts

Beginning in the 1990s, the service sector began to make up a larger and larger share of total employment. This was mainly caused by the growing information industry, one of several industries that make up the service sector in Bellevue. In 2020, the Service sector had about 61 percent of jobs in Bellevue, up from 53 percent in 2000 and 46 percent in 1995.<sup>27</sup>

### Citywide 2020 Employment by Major Industrial Sector

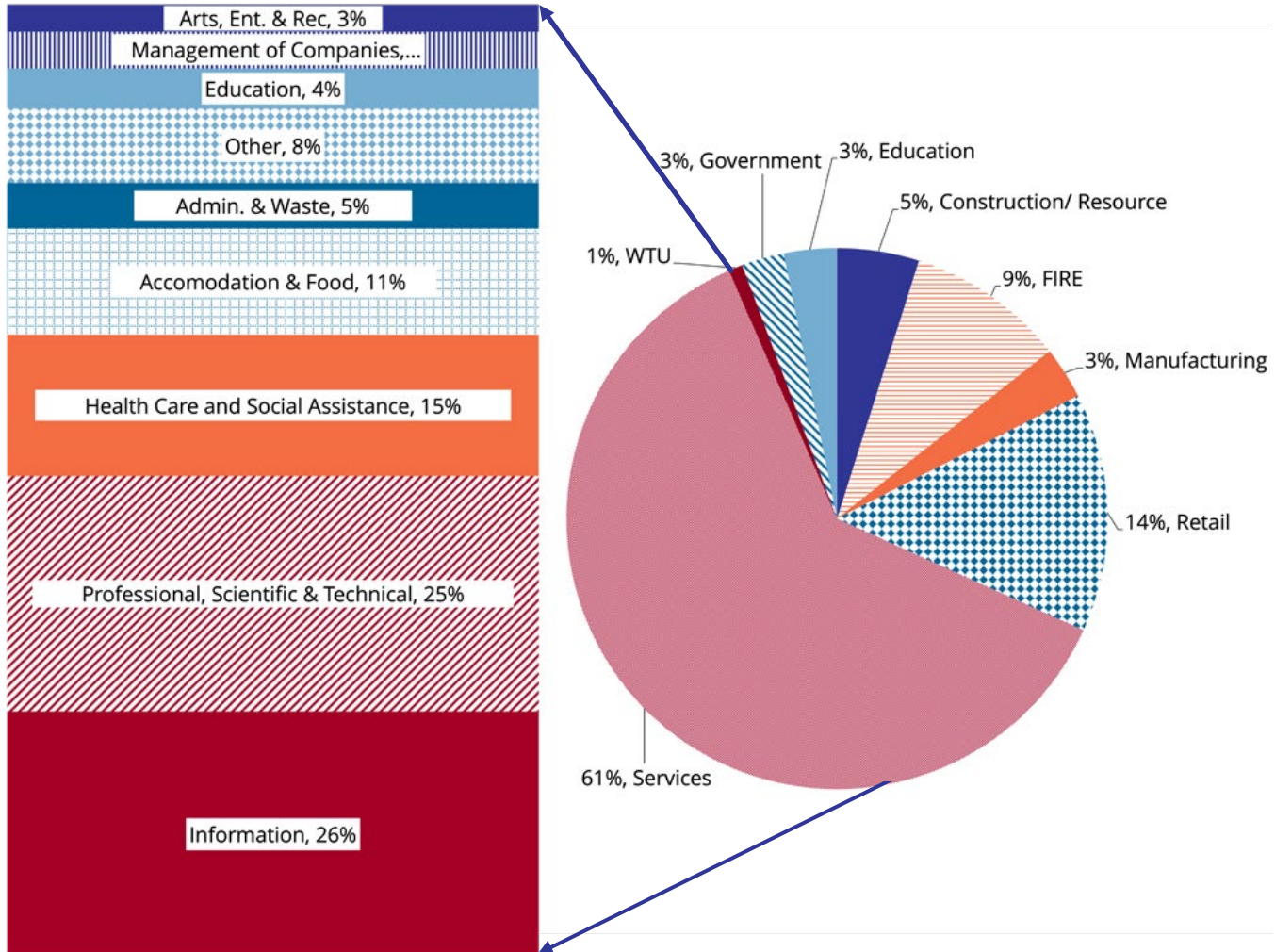


Figure 20 | Source: Puget Sound Regional Council, 2020 All Job Estimates, Bellevue & Major Employment Centers

In 2020, Redmond, Bellevue, Seattle, Kirkland, and Tacoma all had over 50 percent of their jobs in the Services sector, which included jobs in the Information, Professional, Scientific and Technical Services, Health Care and Social Assistance and other Services sectors.



## Occupation Shifts

With a shift in industry came shifts in occupation. In 2019, about 67 percent of Bellevue residents who work were in management, business, science, and arts occupations up from 53 percent in 2000 and 40 percent in 1990. In contrast, the percentage of residents in sales and office occupations declined from 38 percent in 1990 to about 15 percent in 2019.<sup>28</sup>

### Trends in Occupation, 1990 to 2019

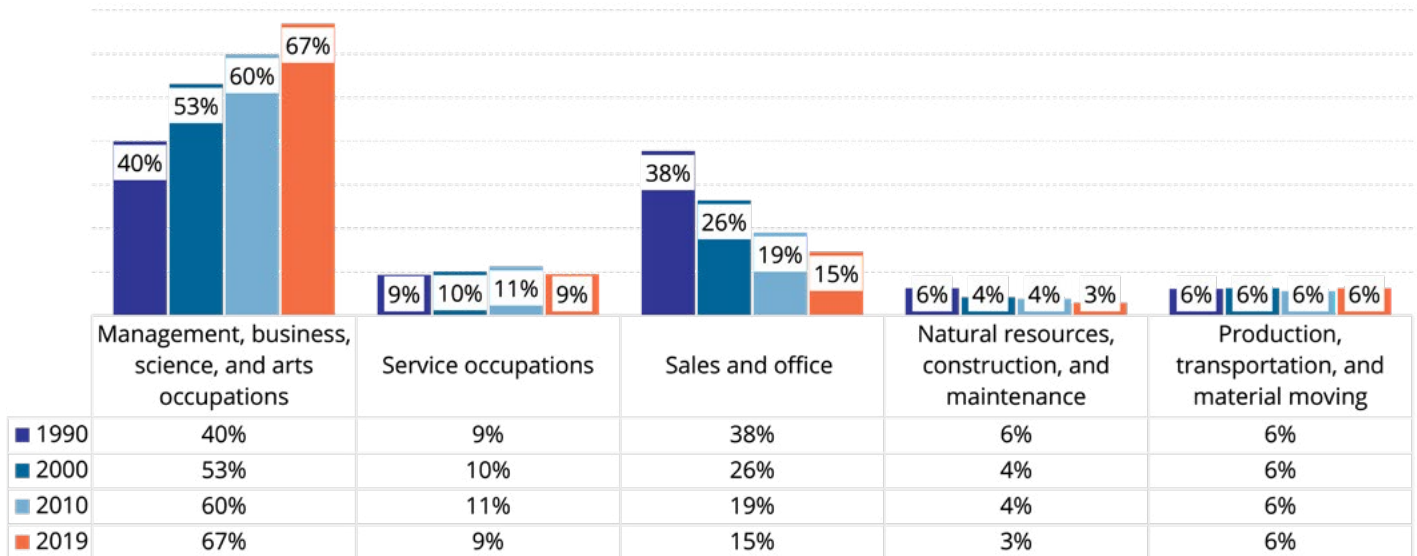


Figure 21 | Source: U.S. Census, 1990 Census, 2000 Census, 2010 and 2019 American Community Survey

Not all the shift in occupations can be attributed to the shift in industry. As shown in the chart above comparing occupations of workers who work and live in Bellevue, a higher proportion of workers who live in Bellevue work in management, science, business, and arts occupations, which has been noted has the highest median earnings. With job growth outpacing housing growth, competition for housing in Bellevue has led to increased housing values and those with higher earnings have been able to out-compete those with lower earnings resulting in a disproportionate share of people in management, science, business, and arts occupations living in Bellevue.

## Neighborhood Patterns

About 1 in 5 workers in Factoria and were employed in Service occupations. About 1 in 5 workers were employed in Sales and Office occupations in Northwest Bellevue, Newport, Cougar Mountain/Lakemont, Eastgate and West Bellevue. Almost 4 in 5 people were employed in Management, Business, Science and the Arts in Downtown and about three-quarters of workers in Bridle Trails were employed in that occupation group. About 1 in 10 people were employed in Production, Transportation and Material Moving occupations in Lake Hills and Wilburton. Very few workers in any neighborhood are employed in Natural Resources, Construction and Maintenance Occupation but the neighborhood with the most was Lake Hills at about 5 percent.<sup>29</sup>

## Comparison of Occupations of Workers who Work and Live in Bellevue, 2013-2019

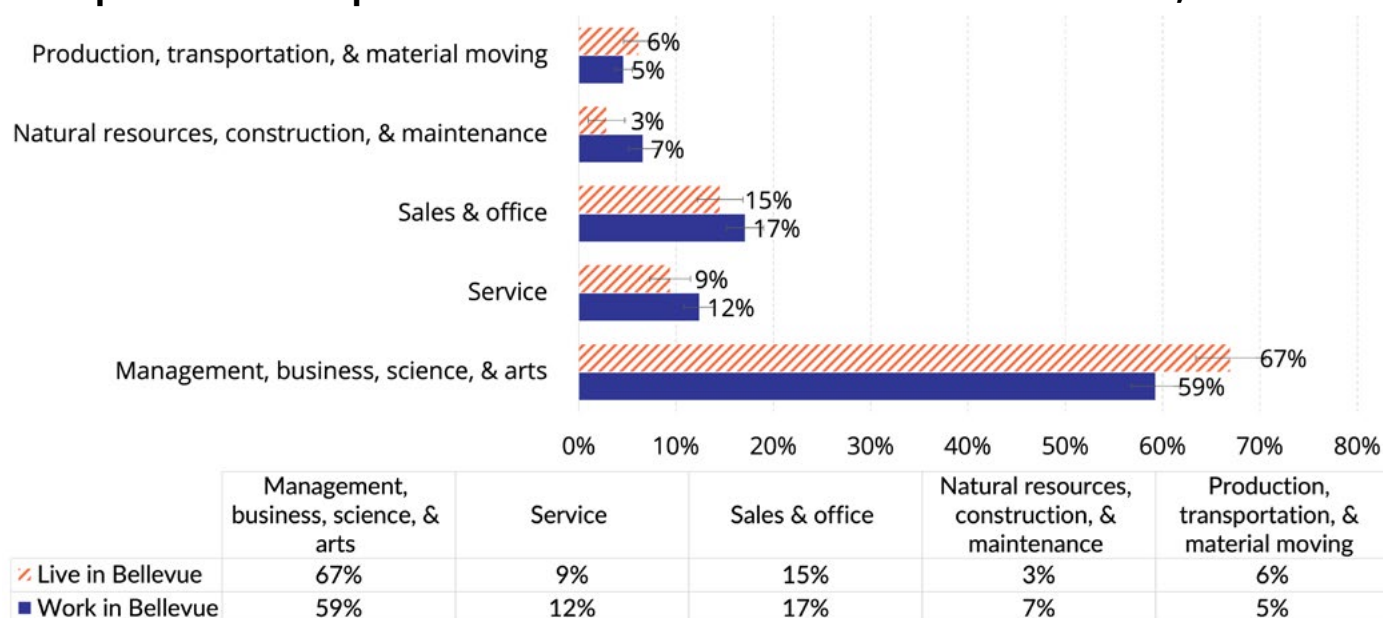


Figure 22 | Source: U.S. Census Bureau, 2015-2019 American Community Survey, Tables S0802 and S0804

## Earnings

Median earnings of Bellevue residents who work were higher than those in the county and state for all occupations except for Natural Resource, Construction and Maintenance occupations. Yet, earnings varied significantly by occupation in 2019. Full-time workers in Management, Business, Science, and Arts occupations had median earnings of \$122,482 compared to median earnings of \$39,051 for full-time workers in Service occupations.<sup>30</sup>

### Comparisons of Median Earnings by Occupation, 2019

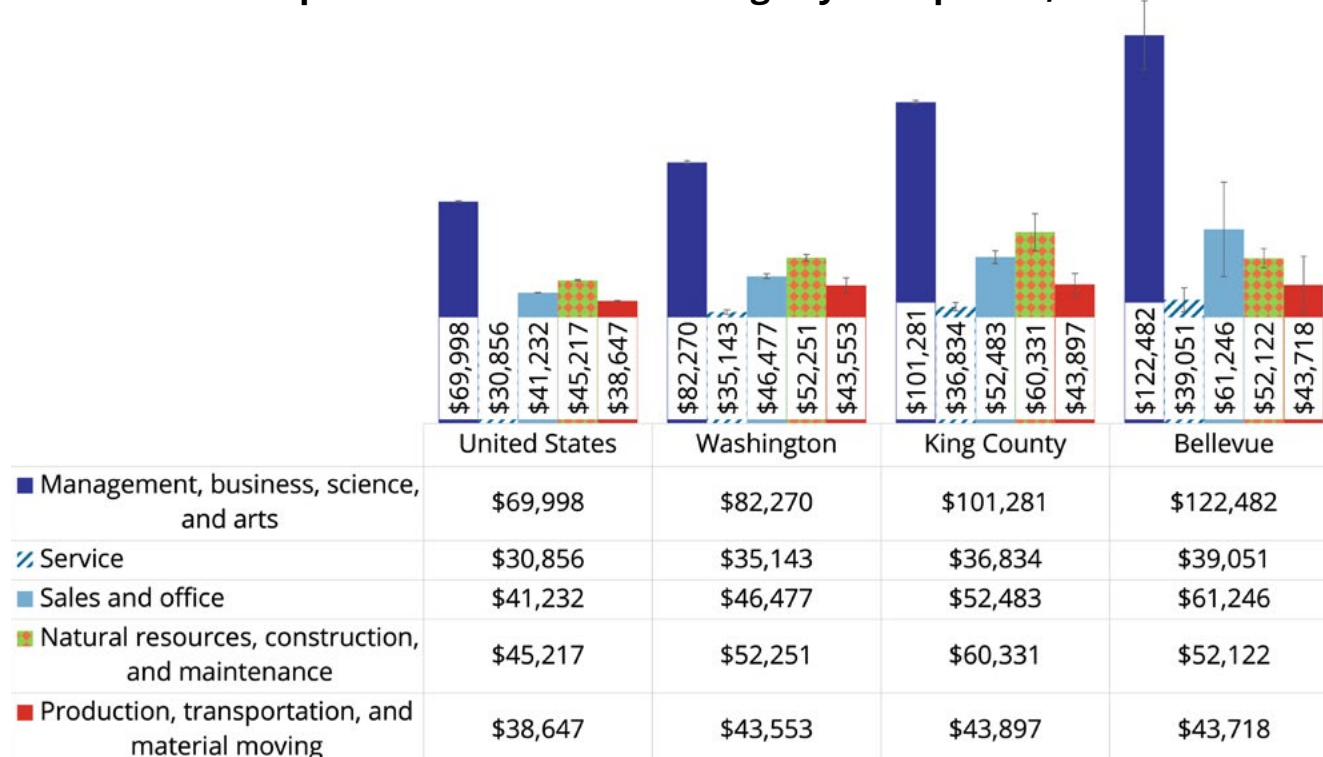


Figure 23 | Source: U.S. Census Bureau, 2019 American Community Survey, Table S2412

In 2019, over half of Bellevue’s residents who worked full-time had relatively high earnings at or above \$100,000 annually. Another 28 percent had moderate earnings between \$50,000 and \$100,000, and the remaining 20 percent of residents working full-time had relatively low earnings of less than \$50,000.<sup>31</sup>

Earnings Distribution of Full Time Workers, 2019

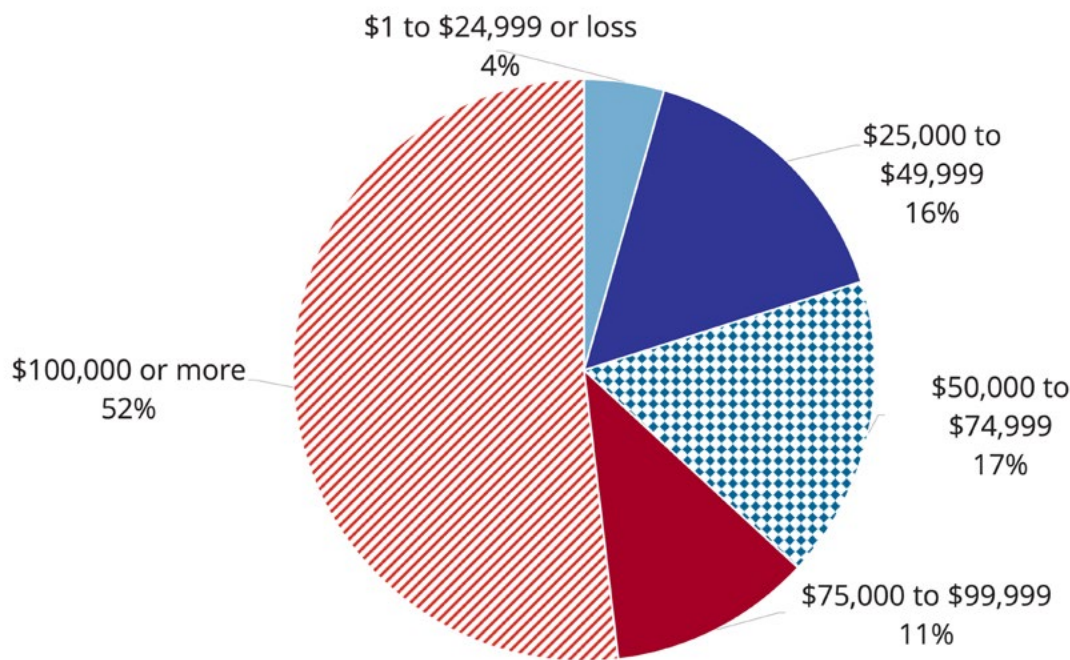


Figure 24 | Source: U.S. Census Bureau, 2019 American Community Survey, Table S2001

Median earnings varied by educational attainment with residents who did not graduate from high school having median earnings of about \$46,000 and those with a graduate or professional degree having median earnings of about \$100,000 annually.<sup>32</sup>

Median Earnings by Educational Attainment. 2019

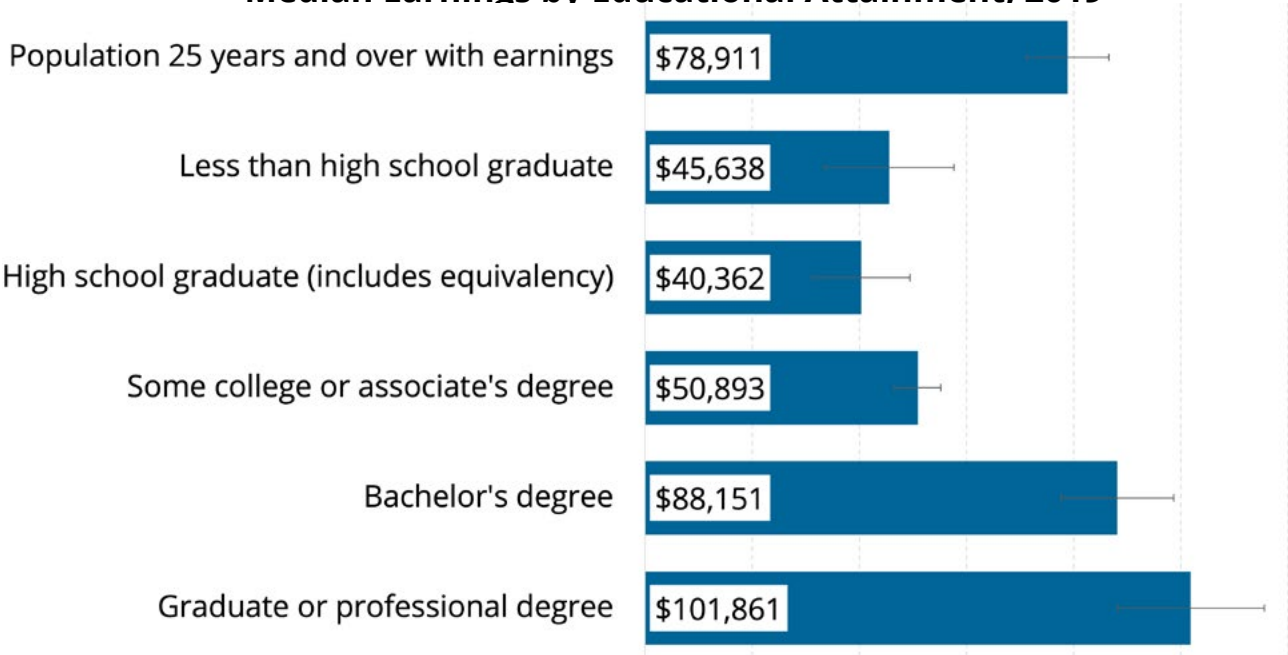


Figure 25 | Source: U.S. Census Bureau, 2019 American Community Survey, Table S2001

## Educational Attainment

Bellevue's population has become more highly educated over time with the percentage of residents with a bachelor's degree or higher climbing from 46 percent in 1990 to 54 percent in 2000 to 59 percent in 2010 and finally to 71 percent in 2019. The largest increase occurred in the segment of the population with a graduate or professional degree, which jumped from about 19 percent in 2000 to about 36 percent in 2019.<sup>33</sup>

### Bellevue Educational Attainment Distribution Trends, 1970 to 2019

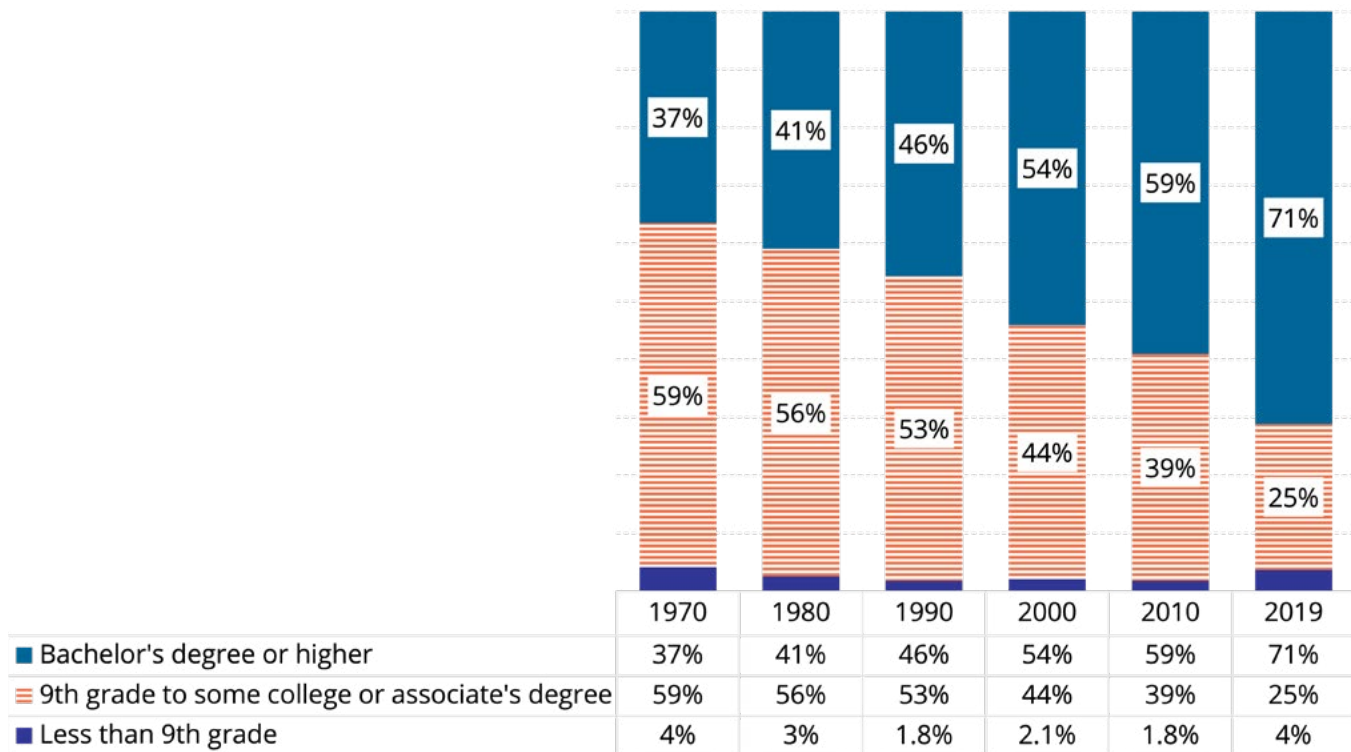


Figure 26 | Source: Minnesota Population Center. National Historical Geographic Information System: Version 11.0 [Database]. Minneapolis: University of Minnesota 2016. <http://doi.org/10.18128/D050.V11.0>. <http://www.nhgis.org>; U.S. Census Bureau, 2010 and 2019 American Community Surveys.

In 2019, about 36 percent of Bellevue's adult population 25 years and over had a bachelor's degree, another 17 percent had an associate degree or attended some college, seven percent had graduated from high school, and about five percent had less than a high school education.<sup>34</sup>



## Educational Attainment Distribution, 2019

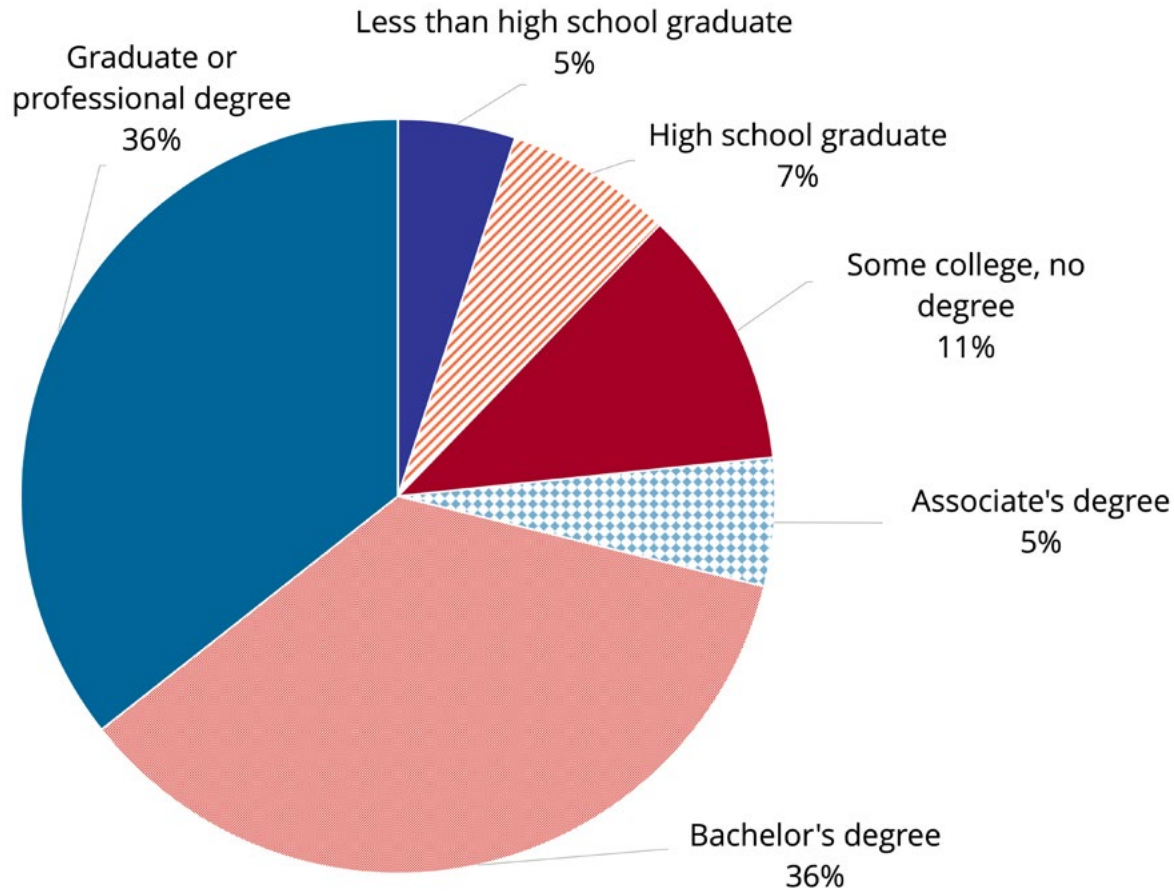


Figure 27 | Source: U.S. Census Bureau, 2019 American Community Survey

### Neighborhood Patterns

At least half of residents age 25 or older in all neighborhoods had a bachelor's degree or more education. More than 75 percent of residents age 25 and older in Bridle Trails, Downtown, and Somerset had bachelor's degrees or more. In contrast, more than seven percent of residents age 25 and older in Lake Hills, Factoria and Crossroads had not graduated from high school.<sup>35</sup>

## Household Income

Bellevue continues to have a disproportionate share of households with high incomes. In 2019, 31 percent of Bellevue's households had incomes of \$200K or more compared to 21 percent of all households in King County, and 11 percent in Washington state. Forty-one percent of Bellevue households have a household's income between \$75K and \$200K, similar to King County (42 percent) However, in Bellevue has a lower proportion of households with household income under \$75K, 28 percent compared to 37 percent in the county.<sup>36</sup>

In 2019, about a fifth of Bellevue's households had incomes less than \$50K. About another fifth had incomes between \$50K and \$100K and the remaining 62 percent of households had incomes of \$100K or more.

### Comparisons of Household Income Distribution, 2019

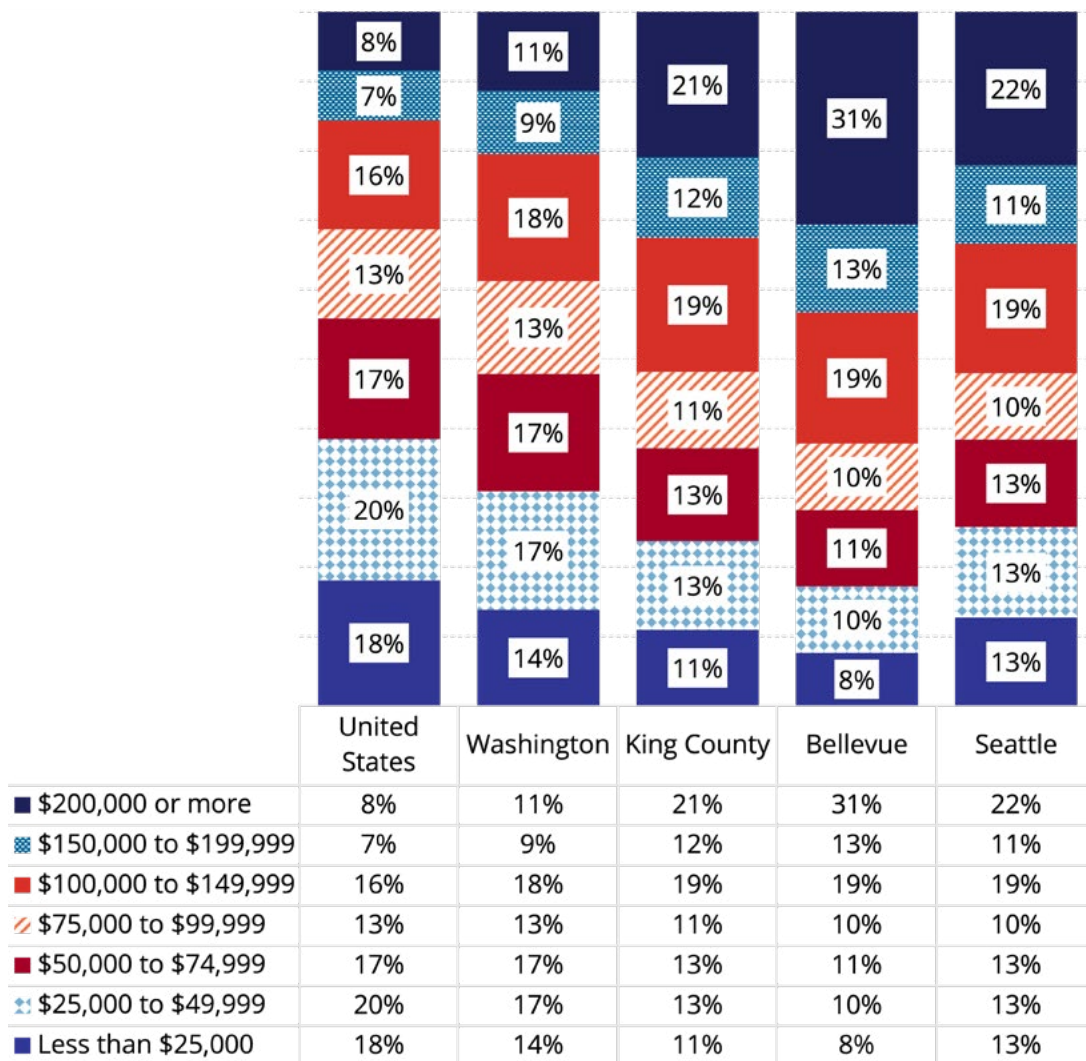


Figure 28 | Source: U.S. Census Bureau, 2019 American Community Survey, Table DP03

## Neighborhood Patterns

Downtown and Northwest Bellevue had per capita incomes of over \$85,000. Per capita income was lowest in Crossroads, Lake Hills and Factoria, all under \$50,000. Average household income was highest in Cougar Mountain/Lakemont, Somerset, and Northwest Bellevue and lowest in Crossroads and BelRed.<sup>37</sup>

## Poverty

The percentage of individuals in Bellevue who have incomes below the poverty level has remained relatively constant over the decades. Both the 1990 and 2000 decennial censuses estimated the poverty rate for Bellevue to be about six percent. In 2010, it was estimated at nine percent. However, in 2019 the estimate was back down to about six percent.<sup>38</sup>

In 2019, about 7.9 percent of children, 7.5 percent of adults 65 years and over, and 14.6 percent of female single-parent families were in poverty.<sup>39</sup>

## Households

### Household Growth

As of April 1, 2021, an estimated 64,295 households were located in Bellevue housing units. By 2035, 70,300 households are projected to be living within the city of Bellevue.<sup>40</sup>

### Household Types

From 2010 to 2019, all household types except single-parent households grew in number. However, as a percent of all households, only married couple households with children grew slightly. All household types have remained relatively stable as a percent of all households since 2010. The one exception is single-parent families, which have had a small but steady decline in the city as a percent of all households since 1980.<sup>41</sup>

Bellevue had higher proportions of married couples without and with children than the nation, state, county, or the City of Seattle. Its household type proportions came closest to those of Kirkland. Bellevue also had a lower share of 2+ person non-family households than the state, county, or the City of Seattle.<sup>42</sup>

### Household Type Distribution Comparisons, 2019

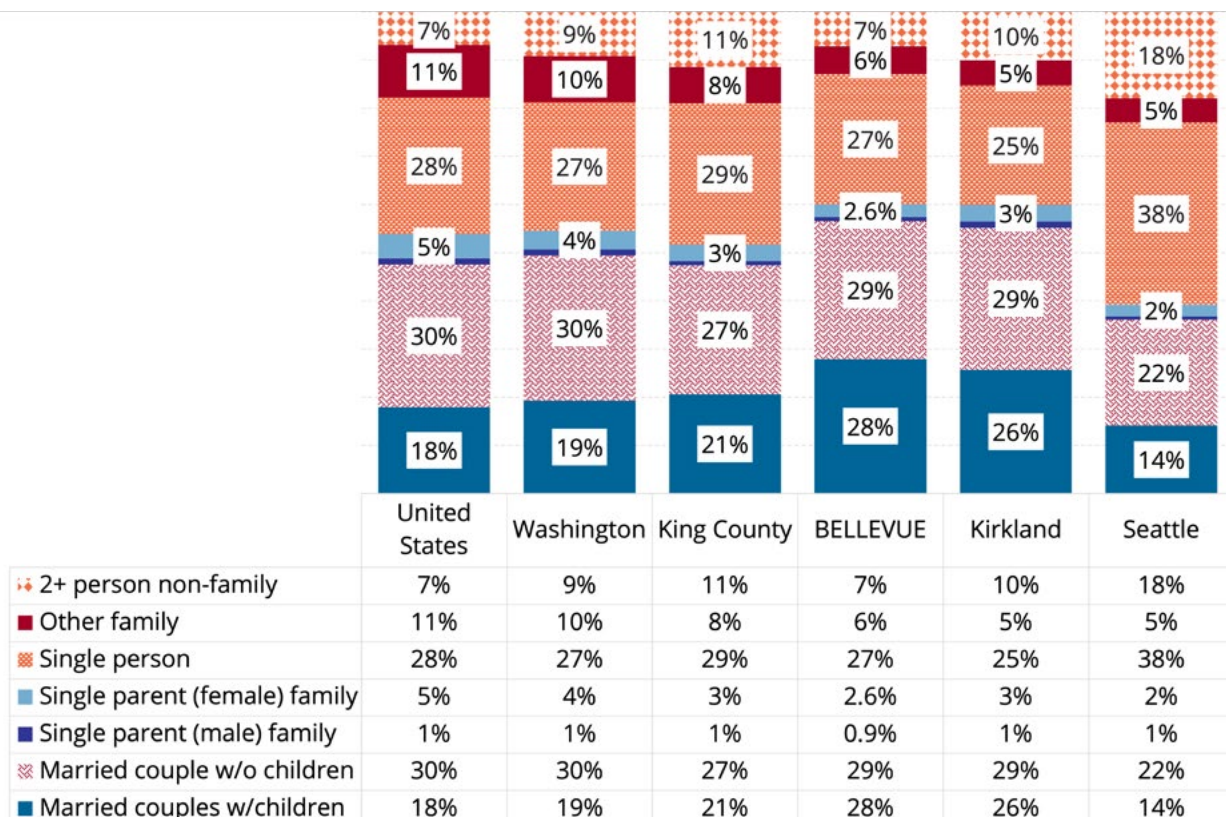


Figure 29 | Source: U.S. Census Bureau, 2019 American Community Survey

## Household Size

From 1970 to 2000 Bellevue's average household size decreased from 3.4 to 2.37. It then climbed back up to 2.41 in 2010, and in 2019 it was estimated to be 2.47. This reversal in average household size was unforeseen; a contributing factor may be growth in Bellevue's foreign-born population, who on average have a larger household size than Bellevue's US born\* population.<sup>43</sup> (\*US born includes those born outside the US with US citizenship.)

Bellevue's average household size is about the same as King County's and the state's but smaller than the nation's average household size. It is much larger than the City of Seattle's.<sup>44</sup>

### Average Household Size Trends, 1970-2019 and Comparisons, 2019

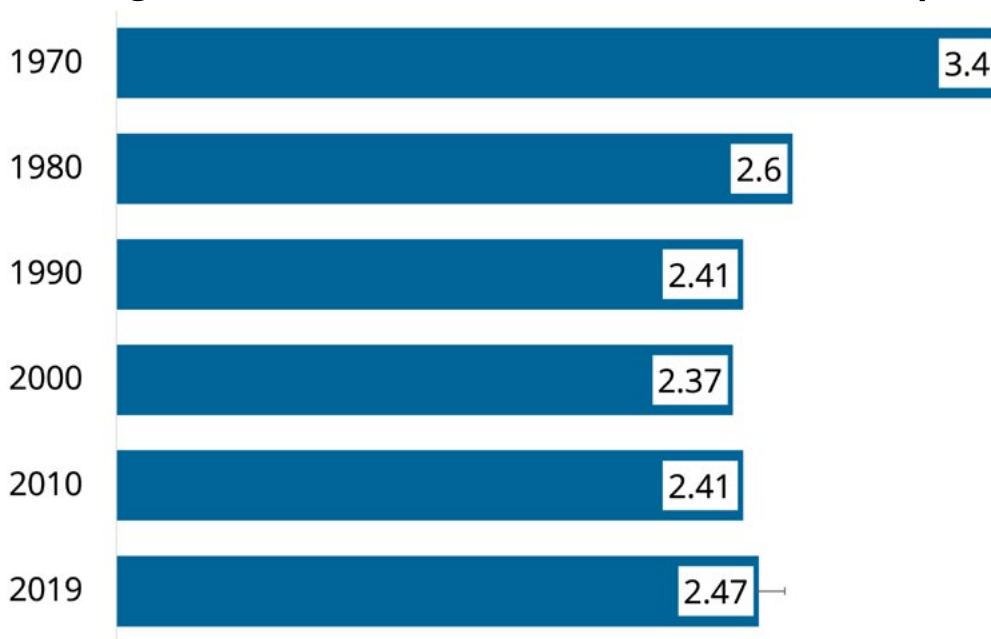


Figure 30 | Source: 1970, 1980, 1990, 2000, 2010 Census and 2019 American Community Survey

## Tenure

About 50 percent of Bellevue's households owned their own home in 2019 and 50 percent rented. Owner households were larger on average than renter households containing 2.68 people per household compared to 2.27 people for renter households.<sup>45</sup>

In 2019, about 68 percent of Bellevue's households had moved into their units since 2010 with 40 percent having moved in since 2017. Another 16 percent had moved in during the 2000s, eight percent in the 1990s, nine percent before 1990.<sup>46</sup>

Recently, much of Bellevue's new housing construction has been in rental units. The percentage of households renting in Bellevue has therefore increased. Most new multi-family units have been studios and one-bedrooms, many of which are rental units. Most new single-family units have been four-bedrooms and larger, leaving a gap in new construction of family-sized units for both the rental and ownership markets.

## Neighborhood Patterns

The neighborhood with the highest percent of renter-occupied housing units were BelRed at over 90% renter-occupied. Crossroads and Downtown both have high renter occupancy with over 80% of units occupied by renters. On the flip side, over 90 percent of units in Somerset are owner-occupied. Cougar Mountain/Lakemont, Newport, and Northeast Bellevue also had over



80% of units occupied by owners. While these extremes are good to note, also important to this discussion is that an equal number of neighborhoods are very close to the city's over 50-50 split between owner and renter occupied units.<sup>47</sup>

## Housing Value, Cost and Affordability

In 2019, 41 percent reported the value of their housing unit was one million dollars or more and about 45 percent of owner households reported the value of their housing unit fell between \$500K and \$1M. About another 10 percent reported the value of their unit was between \$300K and \$500K and two percent reported the value of their unit was less than \$300K.<sup>48</sup>

In 2019, households with a mortgage were paying a median of \$3,126 on housing a month and about 28 percent of these households were paying 30 percent or more of their incomes on housing. In comparison, homeowners without a mortgage had a median monthly housing cost of \$1,033 and 15 percent were paying 30 percent or more of their incomes on housing. Median gross rent in Bellevue in 2019 was about \$2,119 and 38 percent of renters were paying 30 percent or more of their incomes on housing.<sup>49</sup>

As job growth continues in Bellevue, demand for housing will increase, pushing prices higher if the increase in housing units does not keep pace with the job growth. Strategies for increasing the supply of housing for all economic levels will help Bellevue meet demand and maintain affordability for all segments of the population.

## Implications

### Growth

It is likely Bellevue will continue to experience job and population growth.

- Increased job growth will result in greater demands for housing, which could lead to cost escalations and increasing housing unaffordability if job growth is not balanced by housing growth. If housing costs increase, workers in occupations with lower earnings will continue to be less likely to be able to afford housing within the city requiring them to travel longer distances to get to work.
- Job growth could lead to greater traffic congestion if more workers are traveling to Bellevue from outside of the city.
- A variety of opportunities will be made available to tap efficiencies gained by increased job and population concentrations including more frequent bus service and access to a greater variety of goods and services.
- An increased imbalance of jobs and housing will diminish access to jobs and services for lower income households further degrading racial and social equity.
- Denser development requires more recreation and open space for a diversity of ages.

### Diversity

It is likely Bellevue will continue to diversify both in terms of age and race and ethnicity.

- A greater proportion of older adults will require additional caregiver services, transportation services, and health and medical emergency services.
- Additionally, public spaces will need to be better equipped to accommodate people with hearing and ambulatory disabilities, which increase with age.



- A greater proportion of people from places abroad where English is not spoken as the primary language, will require continued translations of city information into other languages.
- A greater diversity of cultures would benefit from increased cross-cultural forums and events to enhance cultural knowledge, awareness, and competency.

## Prosperity and Households

It is likely Bellevue will continue to attract businesses in the tech sector that pay high wages, and it is also likely there will be greater demand for employees who work in lower paying jobs such as food service, retail, and maintenance jobs.

- The gap between rich and poor in the community could further increase.
- Further displacement of lower income households could occur especially for those who pay market rents.
- Continuing to implement the Affordable Housing Strategy and looking for additional opportunities to increase the supply and variety of housing types would help ensure household types from all income levels could live in Bellevue and benefit from the high quality of opportunities the city provides.

---

## Endnotes

- 1 State of Washington Office of Financial Management, April 1, 2021 population of cities, towns, and counties used for the allocation of selected state revenues. <https://www.ofm.wa.gov/washington-data-research/population-demographics/population-estimates/april-1-official-population-estimates>
- 2 Population estimates prior to 2000 are from the City of Bellevue with decade points from the U.S. Census Bureau's decennial censuses. Estimates from 2000 on are from State of Washington Office of Financial Management. Official population estimates are for April 1st of the specified year. Forecast is from the Land Use element of the City of Bellevue's Comprehensive Plan adopted in July 2015, page 37. <https://bellevuewa.gov/sites/default/files/media/file/2019-07/Land%20Use%20August%202019%200519.pdf>
- 3 Land Use element of the City of Bellevue's Comprehensive Plan adopted in July 2015, pages 38 and 39. <https://bellevuewa.gov/sites/default/files/media/file/2019-07/Land%20Use%20August%202019%200519.pdf>
- 4 IPUMS-USA, University of Minnesota, [www.ipums.org](http://www.ipums.org) and U.S. Census Bureau, 2019 American Community Survey, Table DP02.
- 5 U.S. Census Bureau, 1990 Census, 2000 Census and 2010 and 2019 American Community Surveys, Table DP02.
- 6 "Immigrant Population Growing Faster Than Natives in Many Metro Areas," Governing Magazine, March 26, 2013 by Mike Maciag, <https://www.governing.com/blogs/by-the-numbers/international-migration-immigrant-population-growth-data-for-metro-areas.html>.
- 7 Source: U.S. Census Bureau, 2019 American Community Survey, Tables DP05 and DP02.
- 8 Calculated based on housing unit data from the King County Assessor parcel table and estimates from the U.S. Census Bureau, 2015-2019 American Community Survey, Tables B25024, B25032, B25033, and DP05.
- 9 U.S. Census Bureau, 2019 American Community Survey, Table DP05.
- 10 Ibid, Tables B01001A-I.
- 11 U.S. Census Bureau, 1990 Census, 2000 Census and 2010 and 2019 American Community Surveys, Table DP02.
- 12 Personal communication, Bellevue School District, 2020-2021 school year.
- 13 Calculated based on housing unit data from the King County Assessor parcel table and estimates from the U.S. Census Bureau, 2015-2019 American Community Survey, Tables B25024, B25032, B25033, and C16001.
- 14 U.S. Census Bureau, 1990 Census, 2000 Census, 2010 Census and 2019 American Community Survey, Table DP05.
- 15 Ibid.
- 16 U.S. Census Bureau, 1990 Census, 2000 Census, 2010 Census, and 2019 American Community Survey, Table C01015.
- 17 U.S. Census Bureau, 1990 Census, 2000 Census, 2010 Census, and 2019 American Community Survey, Table DP05.
- 18 U.S. Census Bureau, 2019 American Community Survey, Table DP05.
- 19 Calculated based on housing unit data from the King County Assessor parcel table and estimates from the U.S. Census Bureau, 2015-2019 American Community Survey, Tables B25024, B25032, B25033, and DP05.

- 20 U.S. Census Bureau, 2015-2019 American Community Survey, Tables B01002B-I.
- 21 U.S. Census Bureau, 2015-2019 American Community Survey, Tables B01001A-F.
- 22 IPUMS-USA, University of Minnesota, [www.ipums.org](http://www.ipums.org) and U.S. Census Bureau, 2019 American Community Survey, Table DP05.
- 23 Vespa, Jonathan, David M. Armstrong, and Lauren Medina, "Demographic Turning Points for the United States: Population Projections for 2020 to 2060," Current Population Reports, P25-1144, U.S. Census Bureau, Washington, DC, 2018.
- 24 Washington State Office of Financial Management, Forecasting and Research Division, State Population Forecast 2010-2040, November 2018.
- 25 U.S. Census Bureau, 2019 American Community Survey, Table S2301.
- 26 Puget Sound Regional Council, 2018 Covered Employment Estimates by Jurisdiction and 2018 PSRC All Job Estimates, Bellevue & Major Employment Centers.
- 27 Puget Sound Regional Council, 1995 Covered Employment Estimates by Jurisdiction, 2000 and 2018 PSRC All Job Estimates, Bellevue & Major Employment Centers.
- 28 U.S. Census, 1990 Census, 2000 Census, 2010 and 2019 American Community Survey, Table DP03.
- 29 Calculated based on housing unit data from the King County Assessor parcel table and estimates from the U.S. Census Bureau, 2015-2019 American Community Survey, Tables B25024, B25032, B25033, and DP03.
- 30 U.S. Census Bureau, 2019 American Community Survey, Table S2412.
- 31 U.S. Census Bureau, 2019 American Community Survey, Table S2001.
- 32 Ibid.
- 33 Minnesota Population Center. National Historical Geographic Information System: Version 11.0 [Database]. Minneapolis: University of Minnesota 2016. <http://doi.org/10.18128/D050.V11.0>. <http://www.nhgis.org>; U.S. Census Bureau, 2010 and 2019 American Community Surveys, Table DP02.
- 34 U.S. Census Bureau, 2019 American Community Survey, Table DP02.
- 35 Calculated based on housing unit data from the King County Assessor parcel table and estimates from the U.S. Census Bureau, 2015-2019 American Community Survey, Tables B25024, B25032, B25033, and DP02.
- 36 U.S. Census Bureau, 2019 American Community Survey, Table DP03.
- 37 Calculated based on housing unit data from the King County Assessor parcel table and estimates from the U.S. Census Bureau, 2015-2019 American Community Survey, Tables B25024, B25032, B25033, and DP03.
- 38 U.S. Census Bureau, 1990 Census, 2000 Census, and 2010 and 2019 American Community Surveys, Table DP03.
- 39 U.S. Census Bureau, 2019 American Community Survey, Table DP03.
- 40 State of Washington Office of Financial Management, April 1, 2021 Housing units. <https://www.ofm.wa.gov/washington-data-research/population-demographics/population-estimates/april-1-official-population-estimates>; projection from the Land Use element of the City of Bellevue's Comprehensive Plan adopted in July 2015, page 37. <https://bellevuewa.gov/sites/default/files/media/file/2019-07/Land%20Use%20August%202019%200519.pdf>
- 41 Minnesota Population Center. National Historical Geographic Information System: Version 11.0 [Database]. Minneapolis: University of Minnesota 2016. <http://doi.org/10.18128/D050.V11.0>. <http://www.nhgis.org>; U.S. Census Bureau, 2010 and 2019 American Community Surveys, Table DP02.

- 42 U.S. Census Bureau, 2019 American Community Survey, Table DP02.
- 43 U.S. Census Bureau, 1970, 1980, 1990, 2000, 2010 Census and 2019 American Community Survey, Table DP02.
- 44 U.S. Census Bureau, 2019 American Community Survey, Table DP02.
- 45 U.S. Census Bureau, 2019 American Community Survey, Table DP04.
- 46 U.S. Census Bureau, 2019 American Community Survey, Table DP02.
- 47 Calculated based on housing unit data from the King County Assessor parcel table and estimates from the U.S. Census Bureau, 2015-2019 American Community Survey, Tables B25024, B25032, B25033, and DP04.
- 48 U.S. Census Bureau, 2019 American Community Survey, Table DP04.
- 49 Ibid.





## APPENDIX II

### Summary of Public Outreach Methods



To supplement existing statistically valid survey data, Bellevue Parks & Community Services conducted additional public outreach for the *Recreation Program Plan* between April and October 2019. The outreach and engagement process consisted of a public survey; two focus groups; and meetings with city boards, commissions, and advisory groups. Bellevue Parks & Community Services conducted additional outreach corresponding with the 2023 update, including meetings with several city boards and committees. The findings of this process were aimed at understanding how the City of Bellevue can improve its delivery of recreation programs and services to advance the department's vision for recreation.

## Surveys

Parks & Community Services staff distributed the 2019 survey to a wide variety of community members through in-person intercepts, online outreach, and promotion at community centers and other local organizations. The survey was available in online and hard copy form with translations in Spanish, simplified Chinese, Korean, Hindi, and Russian. While the results of the survey are not statistically valid, they represent respondents with a broad diversity of backgrounds and identities.

The following table summarizes the responses received from the public survey.



### Total Surveys Completed: 376

Total number of online surveys: 143

Total number of hard copy surveys: 233

### Survey Responses by Group

Group	Number of Respondents
Chinese Information Service Center (CISC)	28
Bellevue Police Department Advisory Councils	5
Kinderling Center	2
Highland Community Center	28
South Bellevue Community Center	5
SeaMar	30
North Bellevue Community Center	39
Bellevue Natural Resource Division and Park Rangers	1
City of Bellevue Boards, Commissions, and Advisory Groups	6
Parents and Friends of Lesbians and Gays (PFLAG)	1
Washington State Fathers Network	1
Arc of King County	5
Parks eNewsletter recipients	84
NISO Promotores	103
India Association of Western Washington (IAWW)	19
King County Library System (Bellevue branches)	14
Crossroads Community Center	3
Special Needs PTA	2



## Focus Groups

Focus groups provide qualitative rather than quantitative information: findings are based on small groups of individuals sharing their expertise and opinions. Two focus groups were held at Bellevue City Hall in 2019: one for parents of children under 13 years and one for adults with no children or children over 13. Nine individuals participated in the group with children under 13 and ten individuals participated in the group without children under 13.

Participants were Bellevue residents who had not participated in any city recreation programs in the past five years. Conducted by Hardwick Research, the focus groups were designed to understand residents' awareness of department programs and to determine their barriers and motivators to participate in recreation programs in general and with the City of Bellevue's programs in particular. A screening form was developed by the consultant to ensure that focus group composition reflected a range of ages, income levels, ethnicities, and gender identities.

The focus group discussions covered current recreation habits, awareness of programs offered by the city, barriers to participation, communication about program opportunities (including a review of the *Connections* brochure), and specific feedback for Bellevue Parks & Community Services. See "Community Perceptions of City-Provided Recreation" in the first part of this document for a summary of key insights received from focus group participants.



## Listening Sessions and Interviews

The project team solicited input on the plan from numerous city boards, commissions, advisory groups, partner organizations, and department staff. This was accomplished through individual meetings or interviews. A list of formal meetings and interviews is provided below. The project team also conducted several informal interviews with department staff in 2018 to identify an appropriate scope for the plan update and public outreach.

### List of 2019 Meetings and Interviews:

- Parks & Community Services Board: April 2019
- Bellevue Diversity Advisory Network (BDAN): April 2019
- Human Services Commission: May 2019
- North Bellevue Community Center Advisory Board: May 2019
- Parks & Community Services Wraparound Services Coordinators: May 2019
- Bellevue School District Family Connections Center staff: May 2019
- Youth Council: June 2019
- Bellevue School District Department of Equity: June 2019
- Bellevue Network on Aging (BNOA): August 2019
- Parks & Community Services Managers and Supervisors: August 2019
- Parks & Community Services Administrative Services Team: September 2019
- Parks & Community Services Recreation Program Coordinators: October 2019
- Youth Link Board: October 2019

As part of the 2023 plan update, staff conducted outreach and engagement between May and October 2023. Initial engagement was with recreation staff to review progress towards implementation actions in this plan and assess needs for edits or additions. Additional department staff also reviewed the plan. Outreach occurred to various city boards and committees from July to October 2023 to follow-up on progress towards plan actions, understand what needs remain around recreation programming, and consider changes needed to the plan based on trends since 2020 that might impact recreation programming.

### List of 2023 Meetings:

- Parks & Community Services Board: July 2023
- Bellevue Diversity Advisory Network (BDAN): July 2023
- Bellevue Network on Aging (BNOA): August 2023
- Youth Link Board: October 2023
- Parks & Community Services Board: October 2023
- Parks & Community Services Board: November 2023







## APPENDIX III

### Inventory of Recreation Service Providers



The list below documents other recreation and summer day camp providers that are available to Bellevue residents. The inventory primarily focuses on opportunities in Bellevue but includes some representative providers in neighboring cities. This information is not exhaustive and is subject to change.

## **Recreation Provider Inventory**

Category	Organization	Min Age	Max Age	Location	Address
After school	The Artsci Company	5	14	Bellevue	3003 Northup Way, Ste 100, Bellevue, WA 98004
After school	Asia Pacific Language School	2.5	18	Bellevue	14042 NE 8th St, 1st floor, Bellevue, WA 98007
After school	Birch Tree Academy	2	6	Bellevue	1405 134th Ave NE, Bellevue, WA 98005
After school	Birch Tree Academy	2	6	Bellevue	655 156th Ave SE, Bellevue, WA 98007
After school	Blossoms Childcare	0	5	Bellevue	11511 NE 21st St, Bellevue, WA 98004
After school	Bellevue Children's Academy	5	11	Bellevue	14600 NE 24th St, Bellevue, WA 98007
After school	Bellevue Children's Academy	3	5	Bellevue	14719 NE 29th St, Bellevue, WA 98007
After school	Bellevue Children's Academy	8	10	Bellevue	14640 NE 24th St, Bellevue, WA 98007
After school	Bellevue Montessori School	1.5	12	Bellevue	2411 112th Ave NE, Bellevue, WA 98004
After school	Bellevue Montessori School	1.5	12	Bellevue	11033 NE 24th St, Bellevue, WA 98004
After school	Bellevue Montessori School	1.5	12	Bellevue	10909 NE 24th St, Bellevue, WA 98004
After school	Bellevue School District	5	18	Bellevue	12111 NE 1st St, Bellevue, WA 98005
After school	Best Brains Learning Center	3	14	Bellevue	14320 NE 20th St, C, Bellevue, WA 98007
After school	Best in Class Education Center	4	18	Bellevue	919 124th Ave NE Ste 104, Bellevue, WA 98005
After school	Best in Class Education Center	4	18	Sammamish	825 228th Ave NE, Sammamish, WA 98074
After school	Best in Class Education Center	4	18	Redmond	16981 Redmond Way, Redmond, WA 98052
After school	Best in Class Education Center	4	18	Issaquah	1505 NW Gilman Blvd Ste 6, Issaquah, WA 98027
After school	Best in Class Education Center	4	18	Issaquah	2550 NE Park Dr, Issaquah, WA 98029
After school	Best in Class Education Center	4	18	Redmond	10315 Cedar Park Crescent NE, Redmond, WA 98052
After school	Boys & Girls Clubs of Bellevue	2.5	18	Bellevue	209 100th Ave NE, Bellevue, WA 98004
After school	Boys & Girls Clubs of Bellevue	2.5	18	Bellevue	14509 SE Newport Way, Bellevue, WA 98006
After school	Chess4Life	5	18	Bellevue	13219 NE 20th St, Suite 203, Bellevue, WA 98005
After school	Children's Academy Sarodgini	1.5	12	Bellevue	1919 152nd Pl NE, Bellevue, WA 98008

After school	Childtime of Redmond	2	6 Redmond	4306 156th Street NE #Nn Ste Nn, Redmond, WA
After school	Creative Coding	6	12 Bellevue	3000 Landerholm Cir SE, Bellevue, WA 98007
After school	The Coder School	7	18 Bellevue	1101 106th Ave NE, Bellevue, WA 98004
After school	Digipen ProjectFUN	5	18 Bellevue	9931 Willows Rd NE, Redmond, WA 98052
After school	Discovery Center	0	11 Kirkland	13111 NE 85th St, Kirkland, WA 98033
After school	Drama Kids	3	18 Bellevue	2320 130th Ave NE, Bellevue, WA 98005
After school	Early World Children's School	1	7 Bellevue	13831 Bel Red Rd, Bellevue, WA 98005
After school	Eastgate Cooperative Preschool	3	4 Bellevue	15318 SE Newport Way, Bellevue, WA 98006
After school	Eton School	5	18 Bellevue	2701 Bel-Red Rd, Bellevue, WA 98008
After school	Eyas Global Montessori	2.5	6 Bellevue	14219 Lake Hills Blvd, Bellevue, WA 98007
After school	The Goddard School	0	12 Bellevue	14404 NE 20th Street, Suite 250, Bellevue, WA
After school	The Goddard School	0	12 Kirkland	8525 120th Ave NE, Suite 100, Kirkland, WA 98033
After school	The Goddard School	0	12 Redmond	4200 228th Ave NE, Redmond, WA 98053
After school	The Goddard School	0	12 Redmond	10611 Redmond Ridge Dr NE, Redmond, WA 98053
After school	The Goddard School	0	12 Issaquah	5716 E. Lake Sammamish Parkway SE, Issaquah, WA
After school	The Growing Tree Playcare & Preschool	0	5 Bellevue	12831 NE 21st Pl, Bellevue, WA 98005
After school	Hillside Student Community School	4	11 Bellevue	5027 159th Pl SE, Bellevue, WA 98006
After school	Huntington Learning Center	4	19 Bellevue	13218 NE 20th St, Suite 300, Bellevue, WA 98005
After school	iCode	6	18 Bellevue	1415 158th Pl NE, Bellevue, WA 98008
After school	Issaquah School District	5	13 Issaquah	5150 220th Ave SE, Issaquah, WA 98029
After school	International Montessori Academy	1.25	6 Bellevue	2227 112th Ave NE, Bellevue, WA
After school	Kiddie Academy	0	12 Bellevue	990 102nd Avenue NE, Bellevue, WA 98004
After school	Kumon	4	18 Bellevue	1075 Bellevue Way Ne, Space B - 5, Bellevue, WA



After school	Kumon	4	18 Bellevue	13112 Northeast 20th Street, Suite #250,
After school	Kumon	4	18 Bellevue	12838 Southeast 40th Place, Suite #102,
After school	Kumon	4	18 Bellevue	14904 B Bel-red Road, Bellevue, WA 98007
After school	Kumon	4	18 Mercer Island	2827 80th Avenue Se, Mercer Island, WA 98040
After school	Kumon	4	18 Bellevue	5800 119th Ave SE, Bellevue, WA 98006
After school	Kumon	4	18 Bellevue	4957 Lakemont Blvd SE, Bellevue, WA 98006
After school	Lakemont Academy	1.5	6 Bellevue	5015 Lakemont Blvd SE, Bellevue, WA 98006
After school	Little Champs DayCare	0	18 Bellevue	1115 160th Ave SE, Bellevue, WA 98008
After school	Learning Horizon Learning Center	6	11 Kirkland	13935 122nd Ave NE, Kirkland, WA 98034
After school	The Little School	3	11 Bellevue	2812 116th Ave NE, Bellevue, WA 98004
After school	Living Montessori Education Community	2	11 Bellevue	2445 140th Ave NE Ste B-200, Bellevue, WA 98005
After school	Mad Science of Sno-King	4	12 Redmond	2529 152nd Ave NE, Redmond, WA 98052
After school	Math Abacus School of Seattle	4	12 Bellevue	2320 130th Ave NE Bldg E Ste LL-50, Bellevue, WA
After school	Mathnasium	4	19 Bellevue	1313 156th Ave NE Ste 220, Bellevue, WA 98007
After school	Mini Mountain Indoor Ski Ctr	5	19 Bellevue	1900 132nd Ave NE, Bellevue WA 98005
After school	Megumi Preschool	0	5 Bellevue	2750 Northup Way, Bellevue, WA 98004
After school	Newport Children's School	2.5	10 Bellevue	12930 SE Newport Way, Bellevue, WA 98006
After school	Pinecone Academy	12	17 Bellevue	3120 139th Ave SE, Bellevue, WA 98007
After school	Primrose Schools	4	10 Bellevue	1150 114th Avenue SE, Bellevue, WA 98004
After school	Pro Club	2	5 Bellevue	4455 148th Ave NE, Bellevue, WA 98007
After school	Rainbow Learning Academy	2	5 Bellevue	2281 116th Ave NE, Bellevue, WA 98004
After school	Russian School of Mathematics	4	19 Redmond	8299 161st Ave NE Ste 103, Redmond, WA 98052
After school	Singapore Maths Club	5	12 Bellevue	15015 Main St, Ste 117, Bellevue, WA 98007

After school	StemLabs	4	14 Bellevue	14510 NE 20th St Ste 201, Bellevue, WA 98007
After school	Stellar Montessori Academy	2	6 Bellevue	2015 Richards Rd, Bellevue, WA 98005
After school	Studio East	4	19 Kirkland	348 Kirkland Ave, Kirkland, WA 98033
After school	South Bellevue Community Center	1	19 Bellevue	14509 SE Newport Way, Bellevue, WA 98006
After school	Sylvan Learning	4	19 Bellevue	4140 Factoria Blvd SE Ste 2A, Bellevue, WA 98006
After school	The Growing Tree Playcare & Preschool	0	5 Bellevue	12831 NE 21st Place, Bellevue, WA 98005
After school	World for Kids	2	6 Bellevue	834 Bellevue Way SE, Bellevue, WA, 98004
After school	Yellow Wood Academy	4	19 Bellevue	9655 SE 36th St Ste 103, Mercer Island, WA 98040
Art	AI Studio	4	99 Bellevue	4122 Factoria Blvd SE Ste 204, Bellevue, WA 98006
Art	AI Studio	4	99 Kirkland	1425 Market St, Kirkland, WA 98033
Art	Art by Fire	5	99 Issaquah	195 Front St N, Issaquah, WA 98027
Art	Bellevue Art Museum	4	18 Bellevue	510 Bellevue Way Ne, Bellevue, WA 98004
Art	Ben Franklin	4	99 Redmond	15756 Redmond Way, Redmond, WA 98052
Art	Cork and Click	21	99 Redmond	14344 Woodinville Redmond Rd NE,
Art	Drawn2Art	4	99 Redmond	17210 Redmond Way, Redmond, WA 98052
Art	KidzWorkshop2	2	18 Bellevue	827 Bellevue Way NE Ste 208, Bellevue, WA 98004
Art	Kirkland Arts Center	2	99 Kirkland	620 Market St, Kirkland, WA 98033
Art	The Master's Carving School	18	99 Renton	10722 151st Ave SE, Renton, WA 98059
Art	Museo Art Academy	2	99 Issaquah	160 NW Gilman Blvd Ste 255, Issaquah, WA 98027
Art	PaintAway!	6	99 Redmond	7345 164th Ave NE, Redmond, WA 98052
Art	Redmond ArtWorks	4	99 Redmond	6825 - 176th Ave #A110, Redmond, WA 98052
Art	Studio Fine Art Classes	3	99 Bellevue	1075 Bellevue Way NE, Bellevue, WA 98004
Art	Studio Fine Art Classes	3	99 Bellevue	15600 NE 8th St Ste 13, Bellevue, WA 98009

Art	The Painted Palace	4	99 Redmond	1813 130th Ave NE Ste 210, Bellevue, WA 98005
Art	Wyldwood Creative	13	99 Renton	822 South 3rd St, Renton, WA 98057
Badminton	Bellevue Badminton Club	10	99 Bellevue	13405 SE 30th St Ste 2C, Bellevue, WA 98005
Badminton	Bellevue Badminton Club	10	99 Renton	846 Lind Ave SW, Renton, WA 98057
Badminton	Northwest Badminton Academy	6	99 Bellevue	13203 NE Spring Blvd, Bellevue, WA 98005
Badminton	Seattle Badminton Club	6	99 Kirkland	10858 117th Pl NE, Kirkland, WA 98033
Basketball	Bellevue Family YMCA	4	99 Bellevue	14230 Bel Red Rd, Bellevue, WA 98007
Basketball	Boys & Girls Club	2.5	18 Bellevue	209 100th Ave NE, Bellevue, WA 98004
Basketball	Boys & Girls Club	2.5	18 Bellevue	1424 148th Ave SE, Bellevue, WA 98007
Basketball	Boys & Girls Club	2.5	18 Bellevue	1903 112th Ave NE, Bellevue, WA 98004
Basketball	Local Hoops	7	18 Bellevue	1903 112th Ave NE, Bellevue, WA 98004
Basketball	R.E.D Basketball League	18	99 Bellevue	
Cheerleading	Connect Cheer Northwest	8	18 Bellevue	1733 136th Pl NE, Bellevue, WA 98005
Cooking Class	Sizzleworks	18	99 Bellevue	14111 NE 24th St, Bellevue, WA 98007
Cooking Class	Whisk	8	99 Bellevue	10385 Main St, Bellevue, WA 98004
Crafts	Cork and Click	21	99 Redmond	14344 Woodinville Redmond Rd NE,
Crafts	Sew Maris	8	99 Bellevue	12618 NE 2nd St, Bellevue, WA 98005
Dance	Arpan Performing Arts	6	99 Redmond	24311 NE 80th St, Redmond, WA 98053
Dance	Backstage Dance Studio	2	99 Bellevue	13420 SE 32nd St, Bellevue, WA 98005
Dance	BollyWorks	17	99 Redmond	8226 196th Ave NE, Redmond, WA 98053
Dance	BollyWorks	17	99 Bellevue	9825 NE 24th StreetBellevue, WA 98004
Dance	Dance Tantra	5	99 Bellevue	8210 154th Ave NE Ste 250, Redmond, WA 98052
Dance	Emerald Ballet Theatre	4	99 Bellevue	12368 Northup Way, Bellevue, WA 98005

Dance	Gotta Dance	2	99 Redmond	17945 NE 65th St Ste 100, Redmond, WA 98052
Dance	Issaquah Dance Theatre	2	99 Issaquah	320 3rd Ave NE, Issaquah, WA 98027
Dance	Kirkland Dance Center	1	99 Kirkland	835 7th Ave, Kirkland, WA 98033
Dance	LaVida Dance & Yoga Studio	1	99 Kirkland	11961 124th Ave NE, Kirkland, WA 98034
Dance	Nalini Dance	6	99 Bellevue	13635 NE 8th St Ste 104, Bellevue, WA 98005
Dance	Northwest Aerials	0	99 Redmond	12328 134th Ct Redmond, Wa 98052
Dance	NrityaShastra School of Dance	5	99 Redmond	16641 Redmond Way, 98052
Dance	Pacific Dance Center	10	99 Bellevue	12611 Northup Way Ste 210, Bellevue, WA 98005
Dance	Premiere Dance Center	2.5	99 Redmond	14787 NE 95th St, Redmond, WA 98052
Day Camps	Adventure Kids Playcare	0	12 Bellevue	1100 Bellevue Way NE #1, Bellevue, WA 98004
Day Camps	Adventure Kids Playcare	0	12 Issaquah	775 NW Gilman Blvd C-3, Issaquah, WA 98027
Day Camps	Bellevue Family YMCA	0	99 Bellevue	14230 Bel-Red Rd, Bellevue, WA 98007
Day Camps	Best in Class Education Center	4	18 Bellevue	919 124th Ave NE Ste 104, Bellevue, WA 98005
Day Camps	Best in Class Education Center	4	18 Issaquah	1505 NW Gilman Blvd Ste 6, Issaquah, WA 98027
Day Camps	Best in Class Education Center	4	18 Redmond	16981 Redmond Way, Redmond, WA 98052
Day Camps	Compass Outdoor Adventures	6	99 North Bend	14303 436th Ave SE, North Bend, WA 98045
Day Camps	Digipen Project FUN	5	18 Mercer Island	9931 Willows Rd NE, Redmond, WA 98052
Day Camps	Kids Quest Children's Museum	0.75	99 Bellevue	1116 108th Ave NE, Bellevue, WA 98004
Day Camps	Legacy Hunters and Jumpers	7	99 Woodinville	19802 NE 148th St, Woodinville, WA 98077
Day Camps	Open Window School	5	13 Bellevue	6128 168th Pl SE, Bellevue, WA 98006
Day Camps	Oxbow Farm & Conservation Center	4	99 Carnation	10819 Carnation Duvall Rd NE, Carnation, WA 98014
Day Camps	Paint Away!	6	99 Redmond	7345 164th Ave NE, Redmond, WA 98052
Day Camps	Phoenix Farm Hunters & Jumper	5.5	99 Woodinville	8832 222nd St SE, Woodinville, WA 98077

Day Camps	RainCity Fencing Center	8	99 Bellevue	1776 136th PI NE, Bellevue, WA 98005
Day Camps	Sambica	5	99 Bellevue	4114 W. Lake Sammamish Pkwy SE, Bellevue, WA
Day Camps	Steve and Kate's Camp	4	12 Bellevue	556 124th Ave NE, Bellevue, WA 98005
Day Camps	Studio East	4	18 Kirkland	348 Kirkland Ave, Kirkland, WA 98033
Day Camps	Wilderness Awareness School	4	18 Duvall	20410 320th Ave NE, Duvall, WA
Day Camps	Wolf Camp	6	99 Issaquah	4460 E Lake Sammamish Pkwy SE, Issaquah, WA
Drill Team	Eastside Precision Drill Team	8	18 Redmond	16803 425th Ave SE, North Bend, WA 98045
Farm	Farrel-McWhirter Farm Park	2	99 Redmond	19545 NE Redmond Rd, Redmond, WA 98053
Farm	Fox Hollow Farm	0	99 Issaquah	12123 Issaquah Hobart Rd SE, Issaquah, WA 98027
Farm	Little Bit Therapeutic Riding Center	0	99 Redmond	18675 NE 106th St, Redmond, WA 98052
Farm	Remlinger Farms	0	99 Bellevue	32610 NE 32nd St, Carnation, WA 98014
Farm/Produce	Bellevue Farmers Market	0	99 Bellevue	1717 Bellevue Way NE, Bellevue, WA 98004
Farm/Produce	Issaquah Farmers Market	0	99 Issaquah	1730 10th Ave NW, Issaquah, WA 98027
Farm/Produce	Kirkland Wednesday Market	0	99 Kirkland	25 Lakeshore Plaza, Kirkland, WA 98033
Farm/Produce	Newcastle Fruit and Produce	0	99 Newcastle	13013 Newcastle Way, Newcastle, WA 98059
Farm/Produce	Redmond Saturday Market	0	99 Redmond	9900 Willows Rd NE, Redmond, WA 98052
Fencing	RainCity Fencing Center	8	99 Bellevue	1776 136th PI NE, Bellevue, WA 98005
Fitness	Barre 3	18	99 Bellevue	1020 108th Ave NE, Bellevue, WA 98004
Fitness	Barre 3	18	99 Kirkland	233 Kirkland Ave Ste 103, Kirkland, WA 98033
Fitness	BellevueFamilyYMCA	0	99 Bellevue	14230 Bel-Red Rd, Bellevue, WA 98007
Fitness	bStrong Bellevue	18	99 Bellevue	11000 NE 10th St, Bellevue, WA 98004
Fitness	Club Pilates	18	99 Bellevue	1910 132nd Ave NE Ste 8, Bellevue, WA 98005
Fitness	Crossfit Amped	18	99 Bellevue	399 114th Ave NE, Bellevue, WA 98004



Fitness	Crunch Gym	15	99 Bellevue	15600 NE 8th St, Bellevue, WA 98008
Fitness	Elevate Fit Life	18	99 Bellevue	258 106th Ave NE #201, Bellevue, WA 98004
Fitness	Fit4Mom	18	99 Bellevue	4053 Factoria Square Mall SE, Bellevue, WA 98006
Fitness	Infrared Yoga and Barre	18	99 Bellevue	1032 106th Ave NE Ste 124B, Bellevue, WA 98004
Fitness	Jabx Kickboxing	18	99 Bellevue	1331 188th Ave SE Ste 200, Bellevue, WA 98005
Fitness	Jazzercise	18	99 Bellevue	4063 148th Ave NE, Bellevue, WA 98007
Fitness	Jazzercise	18	99 Bellevue	14500 SE Newport Way, Bellevue, WA 98006
Fitness	Jazzercise	18	99 Bellevue	9825 NE 24th St, Bellevue, WA 98004
Fitness	Jazzercise	18	99 Redmond	17945 NE 65th St Ste 100, Redmond, WA 98052
Fitness	Jazzercise	18	99 Redmond	6505 176th Ave NE, Redmond, WA 98052
Fitness	Jazzercise	18	99 Mercer Island	8236 SE 24th St, Mercer Island, WA 98040
Fitness	John Reed Fitness	18	99 Bellevue	12708 Northup Way, Bellevue, WA 98005
Fitness	LA Fitness	18	99 Bellevue	15053 Main St, Bellevue, WA 98007
Fitness	LA Fitness	18	99 Kirkland	12321 120th PI NE, Kirkland, WA 98034
Fitness	Lifetime Athletic	18	99 Bellevue	11111 NE 8th St, Bellevue, WA 98004
Fitness	Renew Fitness	18	99 Bellevue	1200 112th Ave NE #C-186, Bellevue, WA 98004
Fitness	The Little Gym of Bellevue-Redmond	0.33	99 Bellevue	1800 130th Avenue NE, Bellevue, WA 98005
Fitness	Nancy Wallace Pilates	18	99 Bellevue	990 102nd Ave NE Ste 200, Bellevue, WA 98004

Fitness	Orange Theory Fitness	16	99 Mercer Island	2601 76th Ave SE, Mercer Island, WA 98040
Fitness	Orange Theory Fitness	16	99 Redmond	2690 152nd Ave NE #150, Redmond, WA 98052
Fitness	Orange Theory Fitness	16	99 Redmond	7525 166th Ave NE Ste D105
Fitness	Orange Theory Fitness	16	99 Bellevue	30 Bellevue Way NE, Bellevue, WA 98004
Fitness	Orange Theory Fitness	16	99 Issaquah	1676 9th Ave NE Ste 100, Issaquah, WA 98029
Fitness	Pivot Movement Studio	18	99 Bellevue	1950 130th Ave NE Ste 2, Bellevue, WA 98005
Fitness	Pure Barre	18	99 Bellevue	909 112th Ave NE, Suite 107, Bellevue, WA 98004
Fitness	Pure Barre	18	99 Redmond	16015 Cleveland St, Redmond, WA 98052
Fitness	Pure Barre	18	99 Sammamish	22526 SE 4th St Ste A, Sammamish, WA 98074
Fitness	Pure Barre	18	99 Kirkland	12675 120th Ave NE Ste 197, Kirkland, WA 98034
Fitness	The Pursuit: a lagree fitness studio	18	99 Kirkland	9758 NE 119th Way, Kirkland, WA 98034
Fitness	Samena Swim & Recreation Club	12	99 Bellevue	15231 Lake Hills Blvd, Bellevue, WA 98007
Fitness	Shawn Casey Results Fitness	18	99 Bellevue	155 108th Ave NE, Bellevue, WA 98004
Fitness	SoulCycle	18	99 Bellevue	10470 NE 4th St, Bellevue, WA 98004
Fitness	Sweat Circuit	18	99 Bellevue	10245 Main St Ste 104, Bellevue, WA 98004
Fitness	TITLE Boxing Club	18	99 Redmond	7325 166th Ave NE Ste F255, Redmond, WA

Fitness	Tru Fusion	18	99 Bellevue	Lincoln Square South, 500 Bellevue Way Ste 230,
Fitness	212 Health & Fitness	18	99 Mercer Island	2558 76th Ave SE, Mercer Island, WA 98040
Fitness	24 Hour Fitness	18	99 Redmond	7320 170th Ave NE, Redmond, WA 98052
Fitness	24 Hour Fitness	18	99 Issaquah	5712 E Lake Sammamish Pkwy SE, Issaquah, WA
Gardening	Bellevue Nursery	18	99 Bellevue	842 104th Ave SE, Bellevue, WA 98004
Golf	Golf Club at Newcastle	18	99 Newcastle	15500 6 Penny Ln, Newcastle, WA 98059
Golf	Willows Run Golf Complex	16	99 Redmond	10402 Willows Rd NE, Redmond, WA 98052
Gymnastics	La Luna Rhythmic Gymnastics Academy	4	12 Kirkland	11251 120th Ave NE, Kirkland, WA 98033
Gymnastics	Northwest Aerials	0.83	19 Kirkland	12328 134th Ct Redmond, WA 98052
Language	Asia Pacific Language School	2.5	18 Bellevue	14042 NE 8th St, 1st floor, Bellevue, WA 98007
Language	Eastside German Language School	2	99 Bellevue	1934 108th Ave NE, Bellevue, WA 98004
Language	eLearning Chinese Studio	4	17 Bellevue	15935 NE 8th St, Bellevue, WA 98008
Music	Allegro Music Lessons	0	99 Redmond	16320 Redmond Way, Redmond, WA 98052
Music	Bellevue Music Academy	0	99 Bellevue	1020 108th Ave NE, Bellevue, WA 98004
Music	Half Note Music School	0	99 Bellevue	14340 NE 20th St., Suite D, Bellevue, WA 98007
Music	Kennelly Keys Music	0	99 Bellevue	14315 NE 20th St, Bellevue, WA 98007
Music	Moore Brothers music	0	99 Sammamish	22820 NE 8th St Ste 102, Sammamish, WA 98074
Music	Music Works Northwest	0	99 Bellevue	1331 118th Ave SE, Suite 400, Bellevue, WA 98005
Music	Music & Arts	0	99 Bellevue	13500 Bel Red Road, Suite A, Bellevue, WA 98005
Music	Music & Arts	0	99 Redmond	16611 Redmond Way, Redmond, WA 98052
Music	Music & Arts	0	99 Issaquah	6130 E Lake Sammamash Pkwy SE Ste E, Issaquah,
Music	School of Rock	0	99 Bellevue	14330 NE 20th Street, Suite C/D, Bellevue, WA
Music	4/4 School of Music	0	99 Redmond	8900 161st Ave NE Ste 140, Redmond, WA 98052

Music	4/4 School of Music	0	99 Bellevue	14825 Main St, Bellevue, WA 98007
Music	4/4 School of Music	0	99 Kirkland	1417 Market St, Kirkland, WA 98033
Music	4/4 School of Music	0	99 Newcastle	6931 Coal Creek Pkwy SE, Newcastle, WA 98059
Martial Arts	Bellevue Taekwondo	5	99 Bellevue	13300 SE 30th St. Suite 105, Bellevue, WA 98005
Martial Arts	Bellevue Family YMCA	3	99 Bellevue	14230 Bel-Red Rd, Bellevue, WA 98007
Martial Arts	Eastside Family Karate	4	99 Redmond	4076 148th Ave NE, Redmond, WA 98052
Martial Arts	Elite Martial Arts	3	99 Kirkland	11743 124th Ave NE, Kirkland, WA 98034
Martial Arts	Hwang's Tae Kwon Do Martial Arts	4	99 Redmond	18210 Redmond Way, Redmond, WA 98052
Martial Arts	Jungyae Martial Arts of Kirkland	5	99 Kirkland	6601 132nd Ave NE, Kirkland, WA 98033
Martial Arts	Karate West	4	99 Issaquah	75 NE Creek Way, Issaquah, WA 98027
Martial Arts	Kirkland School of Oom Yung Doe	4	99 Kirkland	11506 124th Ave NE
Martial Arts	Miller's Martial Arts Academy	4	99 Bellevue	8920 122nd Ave NE, Kirkland, WA 98033
Martial Arts	Seiei Dojo	3	99 Bellevue	12611 Northup Way Ste 300, Bellevue, WA 98005
Martial Arts	True Martial Arts Redmond	4	99 Redmond	15123 NE 24th St, Redmond, WA 98052
Martial Arts	Washington Karate Association, Bellevue	3	99 Bellevue	14906 NE Bel Red Rd, Bellevue, WA 98007
Martial Arts	Washington Shotokan Association	5	99 Bellevue	12754 Bel-Red Road, Bellevue, WA 98005
Martial Arts	Western Washington Shotokan Karate Club	6	99 Bellevue	12611 Northup Way, Bellevue, WA 98005
Rock Climbing	Edgeworks	6	99 Bellevue	15600 NE 8th St Ste C-1, Bellevue, WA 98008
Rock Climbing	Vertical World	3	99 Redmond	15036 NE 95th St, Redmond, WA 98052
Soccer	Bellevue Youth Soccer Club	5	18 Bellevue	
Soccer	Eastside Youth Soccer Association	5	18 Bellevue	15600 NE 8th St Ste B1 Pmb 323, Bellevue, WA
Soccer	ISC Gunners FC	4	99 Bellevue	
Soccer	Lake Hills Soccer Club	4	18 Bellevue	2107 170th Ave NE, Bellevue, WA 98008

Soccer	Lake Washington Youth Soccer Association	5	18 Kirkland	12530 128th Lane NE, Kirkland, WA 98034
Swim	Angelfish Swimming	0	99 Kirkland	10203 116th Ave NE, Kirkland, WA 98033
Swim	Bellevue Family YMCA	0	99 Bellevue	14230 Bel-Red Rd, Bellevue, WA 98007
Swim	Coal Creek Family YMCA	0	99 Newcastle	13750 Newcastle Golf Club Rd, Newcastle, WA 98059
Swim	Cyan Swim Academy	0.3	12 Kirkland	6601 132nd Ave NE, Kirkland, WA 98033
Swim	Edgebrook Swim and Tennis Club	3	99 Bellevue	13454 SE Newport Way, Bellevue, WA 98006
Swim	Orca Swim School	18	99 Bellevue	601 143rd Ave NE, Bellevue, WA 98007
Swim	SafeSplash Swim School	0.5	18 Bellevue	15053 Main St, Bellevue, WA 98007
Swim	SafeSplash Swim School	0.5	18 Redmond	7320 170th Ave NE, Redmond, WA 98052
Swim	SafeSplash Swim School	0.5	18 Kirkland	12321 120th Pl NE, Kirkland, WA 98034
Swim	SafeSplash Swim School	0.5	18 Renton	715 N Landing Way, Renton, WA 98057
Swim	Samena Swim & Recreation Club	2	99 Bellevue	15231 Lake Hills Blvd, Bellevue, WA 98007
Swim	Strattonwood Swim Club	2	99 Redmond	7616 139th Pl NE, Redmond, WA 98052
Swim	Suzie's Swim School	0	5 Newcastle	11804 SE 87th St, Newcastle, WA 98056
Swim	Wave Swim School	0	99 Redmond	10601 NE 132nd St, Kirkland, WA 98034
Swim	Woodridge Swim Club	3	99 Bellevue	12320 SE 14th St, Bellevue, WA 98005
Tennis	Bellevue Club Tennis Courts	3	99 Bellevue	11200 SE 6th St, Bellevue, WA 98004
Tennis	Gorin Tennis Academy	5	99 Bellevue	13203 NE Spring Blvd, Bellevue, WA 98005
Tennis	Gorin Tennis Academy	5	99 Redmond	10600 231st Way NE Ste B, Redmond, WA 98053
Tennis	Central Park Tennis Club	3	99 Kirkland	5820 125th Ln NE, Kirkland, WA 98033
Tennis	Eastside Tennis Center	3	99 Kirkland	10822 117th Pl NE, Kirkland, WA 98033
Tennis	Newport Hills Swim & Tennis Club	5	99 Bellevue	5464 119th Ave SE, Bellevue, WA 98006
Theater	Redmond Academy of Theatre Arts	3	18 Redmond	18001 NE 76th St, Redmond, WA 98052



Theater	Second Story Repertory	5	18 Redmond	7325 166th Ave NE Ste F250, Redmond, WA
Theater	Studio East	3	18 Kirkland	348 Kirkland Ave, Kirkland, WA 98033
Theater	Village Theatre	4	18 Issaquah	303 Front St N, Issaquah, WA 98027
Volleyball	Northwest Juniors Elite Volleyball Club	10	18 Redmond	15801 NE 85th St, Redmond, WA 98052
Volleyball	Sudden Impact Volleyball Club	11	18 Bellevue	13405 SE 30th St Ste 1b, Bellevue, WA 98005
Yoga	Alive and Shine	18	99 Bellevue	2255-140th Ave NE Ste F, Bellevue, WA 98005
Yoga	Bsod Nams Yoga	18	99 Bellevue	1802 136th Pl NE Ste 1, Bellevue, WA 98005
Yoga	Corepower Yoga	18	99 Bellevue	10307 NE 10th St, Bellevue, WA 98004
Yoga	Discover Yoga	18	99 Redmond	15744 Redmond Way, Redmond, WA 98052
Yoga	Infrared Yoga and Barre	18	99 Bellevue	1032 106th Ave NE Ste 124B, Bellevue, WA 98004
Yoga	New Me Yoga	18	99 Bellevue	13620 NE 20th St Ste G, Bellevue, WA 98005
Yoga	The Practice Space	18	99 Bellevue	4038 Factoria Blvd SE Ste C, Bellevue, WA 98006
Yoga	Tru Fusion	18	99 Bellevue	Lincoln Square South, 500 Bellevue Way Ste 230,
Yoga	Yogabliss	18	99 Mercer Island	8236 SE 24th St, Mercer Island, WA 98040
Yoga	YogaSix	18	99 Mercer Island	2601 76th Ave SE Ste 104, Mercer Island, WA 98040
Yoga	YogaSix	18	99 Redmond	7425 166th Ave NE C245, Redmond, WA 98052
Yoga	YogaSix	18	99 Sammamish	22526 SE 4th St Ste B1, Sammamish, WA 98074
Adaptive Recreation	World for Kids	2	6 Bellevue	834 Bellevue Way SE, Bellevue, WA, 98004
Adaptive Recreation	Engage Thru Tech	7	13 Bellevue	
Adaptive Recreation	Aspiring Youth	8	18 Bellevue	12700 SE 32nd St, Bellevue, WA, 98005
Adaptive Recreation	Aspiring Youth	8	18 Redmond	NE Marymorr Way, Redmond, WA 98052
Adaptive Recreation	Aspiring Youth	8	18 Kirkland	308 4th Ave S, Kirkland, ,WA 98033
Adaptive Recreation	C.A.S.T for Kids	6	99 Renton	

Adaptive Recreation	Theater of Possibility	13	99 Bellevue	16051 NE 10th St, Bellevue, WA 98008
Adaptive Recreation	TOP soccer	4	99 Redmond	9040 Willows Rd, Redmond, WA
Adaptive Recreation	Community Adventure Program	8	25 Lynnwood	2018 44th Ave W Ste 270, Lynnwood, WA 98036












The background image shows a community center or senior center. In the foreground, a woman with short brown hair and glasses, wearing a red quilted vest, is seated at a table. To her left, an older man in a white cable-knit sweater is also seated. In the background, other people are seated at tables covered with orange and purple cloths. There are white pitchers and cups on the tables. A large orange pumpkin decoration is visible in the background. The text "APPENDIX IV" and "Recreation Program Pricing Policy" is overlaid on the image.

## APPENDIX IV

### Recreation Program Pricing Policy

The Pricing Policy for Bellevue Parks & Community Services achieves two main goals:

1. To give Bellevue residents priority access to recreation activities and programs.
2. To set fees so that tax revenues used to support recreation activities are directed to the services that are more sharply focused on meeting the needs of community members who would otherwise have limited opportunities to participate in recreational activities.

In 1993, the city established the Enterprise Division within Parks & Community Services. This marked the beginning of an effort to develop an overall pricing structure that would allow the department to differentiate among various recreation users when charging fees for recreation activities. In addition, the creation of this division allowed for a more entrepreneurial approach to managing these services.

## Key Pricing Concepts

Setting prices for recreation services involves two key concepts: 1) subsidy and 2) a public/private continuum.

### Subsidy

Virtually all recreation classes and activities (public and private) are subsidized. The fees associated with a class or program often do not cover the full set of program and related facility costs. In the private for-profit sector, sign-up fees, dues, advertising, product placement, and sales of materials can offset the marginal cost one pays for any specific activity. An art class offered through an art store provides an example. The cost of the class often covers only the direct cost of the instructor's time and part of the materials used. The actual user fee or class charge is held down in anticipation that participants will purchase supplies from that store.

In the private non-profit sector, organizations like the Boys & Girls Club or the YMCA receive charitable contributions and dues. These organizations use dues and contributions to both offset the costs charged to the broad membership and to provide scholarships, which allow for greater access. In the public sector, often the actual cost to the user is subsidized from general tax revenues. This Pricing Policy defines the manner in which the City of Bellevue applies this subsidy.

### Public Good/Private Good Continuum

Taken as a whole, recreation programs span a continuum ranging from programs that serve the public good to programs serving the private good.

**Public good** programs are designed not only to be recreationally attractive, but also to meet some broader community goal. Public good programs are also characterized by their indivisible nature. Many people can simultaneously make use of a trail, a beach park or a drop-in time at a

community center. Their use of that facility or service does not preclude use by others; use by more than one person does not diminish the benefit any individual user derives from an activity.

On the operational level, there is no practical way to assign an individual cost to, or to charge a fee for, purely public good. These programs exist and provide benefits whether ten or 10,000 people make use of them. Bellevue's public good programs include teen services at Crossroads Community Center, older adult programming, adaptive recreation programs for people with disabilities, Bellevue Youth Theatre productions, and special events like the 4th of July celebration in Downtown Park and Movies in the Park.

**Private good** programs are those developed to respond to the expressed needs of consumers for particular activities. Their benefit is primarily to the individual user. The consumption of this good is divisible and the supply is finite. One person's use of a facility or program by definition limits the availability of that facility or program to all others. One person's consumption or use of a service or program can be distinguished from another. Examples of Bellevue's private good programs include golf played at the Bellevue Golf Course, tennis facilities, and rental of picnic shelters.

**Merit good.** Programs are rarely strictly private or public good. Merit good programs provide a substantial degree of indivisible personal benefit and also serve a broad public purpose. The Skate Park (in-line and skateboards) meets a specific need for teen and young adult recreation. It meets the broad public goal to engage teens in recreation. By its nature, the Skate Park has limited capacity and is somewhat like a private good. Merit good programs meet the goals of both public and private good. The public's interest is served by simply having these programs available, and the participants undeniably receive individual benefit from the activity. As such, these types of programs merit subsidy and are excellent candidates for substantial cost recovery.

## Resident Preference for Recreation Services

The Bellevue City Council has determined that Bellevue residents will be given priority in the use of city-sponsored recreation services. This preference can take one or more of three forms. First, is lower pricing for services. Fees charged to non-residents for participation in "Merit-Priced" programs will be higher than those for Bellevue residents. Second, is preference in registration. Bellevue residents get an opportunity to register for classes and activities before non-residents. Third, preference can be expressed in terms of targeting program activities. An example of the latter is providing Wraparound Services coordinators at Title I schools in the Bellevue School District.

## Pricing Policy Established

Consistent with the vision for recreation, the city's recreation services are designed to complement those offered elsewhere in the community, so that all residents have the opportunity

to participate in recreation programs of their choice. The figures that follow display how the city decides whether or not to offer or facilitate a service. Once a decision is made to offer a service, a price will be set. For purposes of this policy, three distinct categories or programs are established: Full Subsidy, Merit Pricing, and Full Cost Recovery.

### **Full Subsidy**

Programs in this category are those that meet the city's goals to provide broad access to recreation through community and special events. Full subsidy programs include those activities that serve a broader public purpose and have largely an indivisible set of benefits. In some instances, nominal fees may be charged in order to regulate attendance or to promote a more orderly activity. Residents will be given preference in signing up and registering, where feasible. There is no expectation of any specific cost recovery objective.

### **Merit-Priced**

Programs in this category provide broad community benefit, though they are delivered for the most part as classes and activities and have many attributes of private good programs. The broad public purpose is achieved in activities that serve priority and underrepresented groups. Merit-priced activities have a goal to recover direct program costs. These costs represent the costs directly attributable to the delivery of an activity. This includes direct program staff fees/costs, materials and supplies, and immediate program administration overhead.

### **Full Cost Recovery**

In setting prices for these activities, the goal is to recover full costs and to price the activity competitively within the local market. Full costs are calculated to be the total of all staff costs associated with an activity, materials and supplies, departmental overhead, and city overhead. For golf activities only, full cost recovery includes the costs of capital (i.e., golf revenues fully fund debt services and capital improvements at the golf course). Bellevue residents will be given preference for signup and reservations, where feasible. However, because full cost recovery services are already priced at market rates, non-residents and residents are charged the same fees.

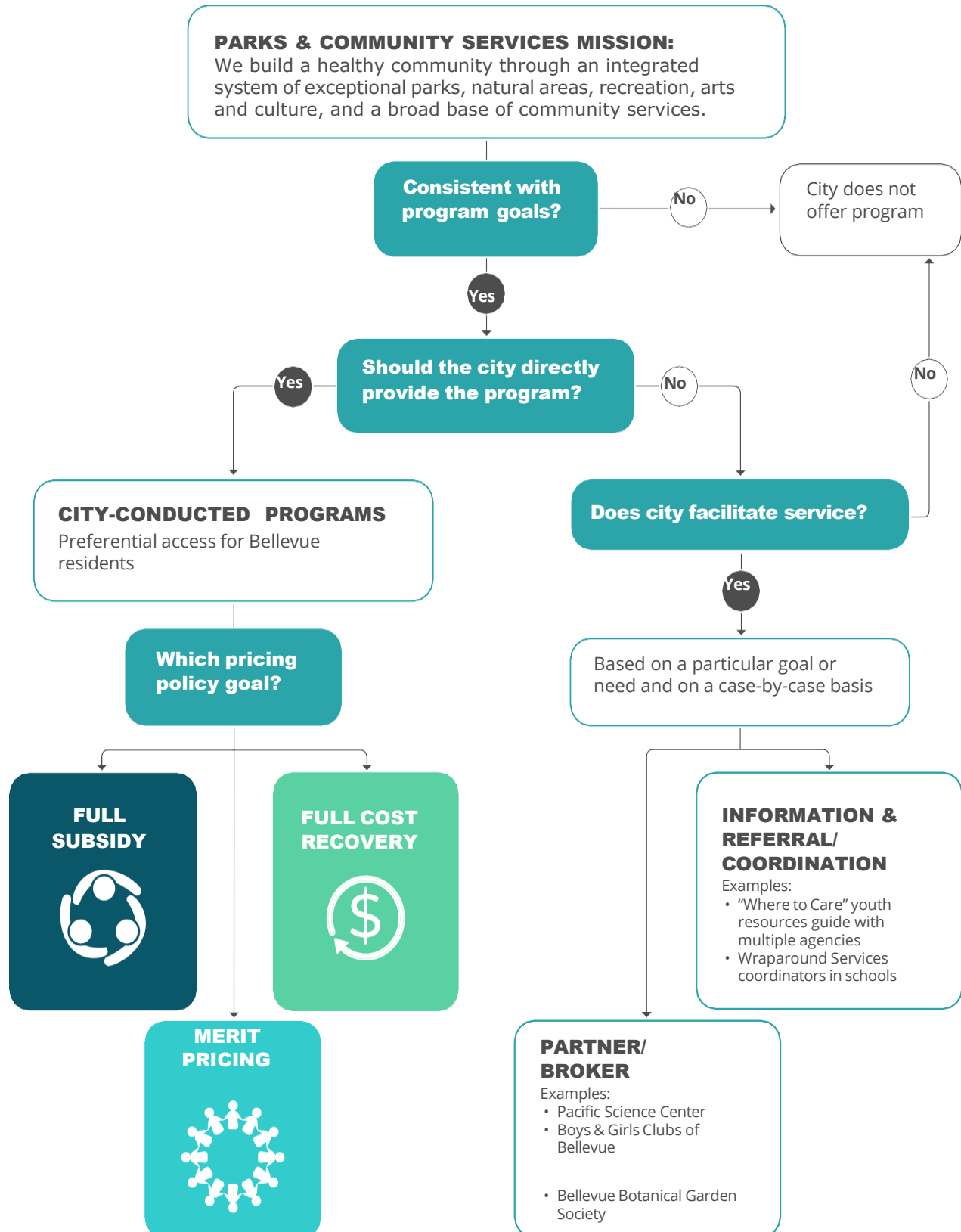
### **Non-Resident Fees**

Non-residents of Bellevue will be charged fees for merit-priced programs based on full cost recovery goals unless one of the following conditions is met:

1. Non-resident participation is necessary to make a program viable.
2. Non-resident participation reduces the city's net cost of operating a program.
3. Interlocal agreements are in place with other municipalities that subsidize their residents' participation in Bellevue's program.






## SERVICE DELIVERY MODEL



Note: Scholarships available for merit pricing and full cost recovery programs. Eligibility determined based on HUD Low/Moderate Income and USDA Free and Reduced Price School Meal guidelines.



## RECREATION PROGRAM PRICING POLICY

Public Good		Private Good	
Indivisible Benefit		Community Benefit	Individual Benefit
<b>FULL SUBSIDY</b> 		<b>MERIT PRICING</b> 	<b>FULL COST RECOVERY</b> 
Examples	Drop-In Special Events Youth Link Promotions Private Subsidy Grants/Donations	Day Camps Youth Sports Skate Park Adaptive Recreation Cultural Arts (Youth) Older Adult Classes	Enterprise Programs: <ul style="list-style-type: none"> <li>• Aquatic Center</li> <li>• Tennis</li> <li>• Golf</li> </ul> Adult Sports Adult Field Rentals Adult Classes Facility Rentals
Cost Recovery	No cost recovery goal.	Goal is to recover direct program costs and to provide affordable and accessible programs.	Goal is full cost recovery for all activities.
Resident/Non-Resident	Resident preference for sign-up and registration where feasible.	Residents have preference for sign-ups and pay Merit Price. Non-Residents pay full costs unless: <ol style="list-style-type: none"> <li>1. Non-Resident participation is necessary to make program viable.</li> <li>2. Non-Resident participation helps reduce net costs to offer program.</li> <li>3. Interlocal agreements are in place.</li> </ol> In all other instances Non-Residents will pay at least a 20% surcharge.	Resident preference for sign-ups/registrations/reservations.

Note: Scholarships available for merit pricing and full cost recovery programs. Eligibility determined based on HUD Low/Moderate Income and USDA Free and Reduced Price School Meal guidelines.

## APPENDIX V

### Programs and Services Management Matrix

	A	B	E	F	G	H	I	J	K	L	M	N	O	P	Q	R	S
1	Category	Program/Objectives	Ages	Gender	Format			Level			Health and Wellness Factors				Outreach to Diverse & Underserved Population	Program Promotion	Data Collection
2					Program Delivery	Group or Private	Special Event	Beginner	Intermediate	Advanced	Physical	Social	Creative	Intellectual			
3	<b><u>Adaptive Recreation</u></b>	Adaptive recreation programs provide recreation and socialization activities and programs to promote healthy social, physical, educational, and cultural development. Inclusion allows those with differing abilities the opportunity to participate in recreational programs, increasing the number of choices available for people living with disabilities.															
4	Adaptive Recreation	Adaptive Tennis -	Ages 14-and up	All Genders	Leader Directed	Group					X	X		X	Adaptive Recreation; Financial Assistance	Word-Of-Mouth; Brochures/Flyers; Digital Media	Registration System; User Surveys
5	Adaptive Recreation	Special Events - Barn Dance	Ages 16-and up	All Genders	Self Directed	Group	X				X	X	X		Adaptive Recreation; Financial Assistance	Word-Of-Mouth; Brochures/Flyers; Digital Media	Registration System; User Surveys
6	Adaptive Recreation	Special Events - Aloha Picnic & Dance	Ages 16-and up	All Genders	Self Directed	Group	X				X	X	X		Adaptive Recreation; Financial Assistance	Word-Of-Mouth; Brochures/Flyers; Digital Media	Registration System; User Surveys
7	Adaptive Recreation	Artistic Inspirations -	Ages 18-and up	All Genders	Leader Directed	Group						X	X	X	Adaptive Recreation; Financial Assistance	Word-Of-Mouth; Brochures/Flyers; Digital Media	Registration System; User Surveys
8	Adaptive Recreation	Arts & Crafts -	Ages 18-and up	All Genders	Leader Directed	Group						X	X	X	Adaptive Recreation; Financial Assistance	Word-Of-Mouth; Brochures/Flyers; Digital Media	Registration System; User Surveys
9	Adaptive Recreation	BINGO -	Ages 18-and up	All Genders	Leader Directed	Group						X			Adaptive Recreation; Financial Assistance	Word-Of-Mouth; Brochures/Flyers; Digital Media	Registration System; User Surveys
10	Adaptive Recreation	Dance -	Ages 18-and up	All Genders	Leader Directed	Group					X	X	X		Adaptive Recreation; Financial Assistance	Word-Of-Mouth; Brochures/Flyers; Digital Media	Registration System; User Surveys
11	Adaptive Recreation	Full Fitness -	Ages 18-and up	All Genders	Leader Directed	Group					X	X	X		Adaptive Recreation; Financial Assistance	Word-Of-Mouth; Brochures/Flyers; Digital Media	Registration System; User Surveys
12	Adaptive Recreation	Highland Hangout -	Ages 18-and up	All Genders	Leader Directed	Group						X			Adaptive Recreation; Financial Assistance	Word-Of-Mouth; Brochures/Flyers; Digital Media	Registration System; User Surveys
13	Adaptive Recreation	Just Hoops -	Ages 18-and up	All Genders	Leader Directed	Group					X	X			Adaptive Recreation; Financial Assistance	Word-Of-Mouth; Brochures/Flyers; Digital Media	Registration System; User Surveys
14	Adaptive Recreation	Movie Time -	Ages 18-and up	All Genders	Leader Directed	Group						X			Adaptive Recreation; Financial Assistance	Word-Of-Mouth; Brochures/Flyers; Digital Media	Registration System; User Surveys
15	Adaptive Recreation	Physical Disability Exercise -	Ages 18-and up	All Genders	Leader Directed	Group					X	X			Adaptive Recreation; Financial Assistance	Word-Of-Mouth; Brochures/Flyers; Digital Media	Registration System; User Surveys
16	Adaptive Recreation	Social Club -	Ages 18-and up	All Genders	Leader Directed	Group						X	X	X	Adaptive Recreation; Financial Assistance	Word-Of-Mouth; Brochures/Flyers; Digital Media	Registration System; User Surveys
17	Adaptive Recreation	Softball -	Ages 18-and up	All Genders	Leader Directed	Group					X	X			Adaptive Recreation; Financial Assistance	Word-Of-Mouth; Brochures/Flyers; Digital Media	Registration System; User Surveys
18	Adaptive Recreation	Track -	Ages 18-and up	All Genders	Leader Directed	Group					X	X			Adaptive Recreation; Financial Assistance	Word-Of-Mouth; Brochures/Flyers; Digital Media	Registration System; User Surveys
19	Adaptive Recreation	Virtual Trivia Night -	Ages 18-and up	All Genders	Leader Directed	Group						X		X	Adaptive Recreation; Financial Assistance	Word-Of-Mouth; Brochures/Flyers; Digital Media	Registration System; User Surveys
20	Adaptive Recreation	Virtual BINGO -	Ages 18-and up	All Genders	Leader Directed	Group						X			Adaptive Recreation; Financial Assistance	Word-Of-Mouth; Brochures/Flyers; Digital Media	Registration System; User Surveys
21	Adaptive Recreation	HCC Adaptive Drop-In Sports - Adult Wheelchair Basketball	Ages 18-and up	All Genders	Self Directed	Group					X	X			Adaptive Recreation; Financial Assistance	Word-Of-Mouth; Brochures/Flyers; Digital Media	Registration System; User Surveys
22	Adaptive Recreation	HCC Adaptive Drop-In Sports - Power Soccer	Ages 18-and up	All Genders	Self Directed	Group					X	X			Adaptive Recreation; Financial Assistance	Word-Of-Mouth; Brochures/Flyers; Digital Media	Registration System; User Surveys
23	Adaptive Recreation	HCC Adaptive Drop-In Sports - Exercise	Ages 18-and up	All Genders	Self Directed	Group					X	X			Adaptive Recreation; Financial Assistance	Word-Of-Mouth; Brochures/Flyers; Digital Media	Registration System; User Surveys
24	Adaptive Recreation	HCC Adaptive Drop-In Sports - Youth Wheelchair Basketball	Ages 6-18	All Genders	Self Directed	Group					X	X			Adaptive Recreation; Financial Assistance	Word-Of-Mouth; Brochures/Flyers; Digital Media	Registration System; User Surveys
25	Adaptive Recreation	Adaptive Summer Day Camp -	Ages 8-18	All Genders	Leader Directed	Group					X	X	X	X	Adaptive Recreation; Financial Assistance	Word-Of-Mouth; Brochures/Flyers; Digital Media	Registration System; User Surveys
26	<b><u>Adult Enrichment</u></b>	Adult enrichment programs provide educational, social, and health support programs which allow adults to live a healthy life, engage with the community, and build social connections with others. These programs cultivate a sense of belonging, activate community engagement, and bring grous together with a common purpose.															
27	Adult Enrichment	Moving to a Simpler Life -	All Ages	All Genders	Leader Directed	Group								X	Financial Assistance	Word-Of-Mouth; Brochures/Flyers; Digital Media	Registration System; User Surveys
28	Adult Enrichment	K.E.G.S. -	All Ages	All Genders	Leader Directed	Group								X	Financial Assistance	Word-Of-Mouth; Brochures/Flyers; Digital Media	Registration System; User Surveys
29	Adult Enrichment	Management	All Ages	All Genders	Leader Directed	Group					X				Financial Assistance	Word-Of-Mouth; Brochures/Flyers; Digital Media	Registration System; User Surveys
30	Adult Enrichment	Fair	Ages 18-121	All Genders	Self Directed	Group					X				Financial Assistance	Word-Of-Mouth; Brochures/Flyers; Digital Media	Registration System; User Surveys
31	Adult Enrichment	CCC Book Group - Adult Book Group	Ages 18-and up	All Genders	Self Directed	Group						X	X		Financial Assistance	Word-Of-Mouth; Brochures/Flyers; Digital Media	Registration System; User Surveys
32	Adult Enrichment	Huayin Performing Arts Group -	Ages 18-and up	All Genders	Leader Directed	Group						X	X	X	Financial Assistance	Word-Of-Mouth; Brochures/Flyers; Digital Media	Registration System; User Surveys
33	Adult Enrichment	Make an Automatic Plant Waterer -	Ages 18-and up	All Genders	Leader Directed	Group							X	X	Financial Assistance	Word-Of-Mouth; Brochures/Flyers; Digital Media	Registration System; User Surveys
34	Adult Enrichment	Senior Tech Drop-In Computer Assistance -	Ages 18-and up	All Genders	Leader Directed	Group								X	Financial Assistance	Word-Of-Mouth; Brochures/Flyers; Digital Media	Registration System; User Surveys
35	Adult Enrichment	Ladies Musical Club Music Concert Series -	Ages 18-and up	All Genders	Leader Directed	Group	X						X	X	Financial Assistance	Word-Of-Mouth; Brochures/Flyers; Digital Media	Registration System; User Surveys
36	Adult Enrichment	Parkinson's Disease Support Group -	Ages 18-and up	All Genders	Self Directed	Group					X	X		X	Financial Assistance	Word-Of-Mouth; Brochures/Flyers; Digital Media	Registration System; User Surveys
37	Adult Enrichment	Basic Computer Skills Workshop -	Ages 55-121	All Genders	Leader Directed	Group								X	Financial Assistance	Word-Of-Mouth; Brochures/Flyers; Digital Media	Registration System; User Surveys
38	Adult Enrichment	Android Phones and Tablets -	Ages 55-and up	All Genders	Leader Directed	Group								X	Financial Assistance	Word-Of-Mouth; Brochures/Flyers; Digital Media	Registration System; User Surveys
39	Adult Enrichment	Chromebooks -	Ages 55-and up	All Genders	Leader Directed	Group								X	Financial Assistance	Word-Of-Mouth; Brochures/Flyers; Digital Media	Registration System; User Surveys
40	<b><u>Aquatics</u></b>	Aquatics programs provide water safety education to people of all ages, with an emphasis on drowning prevention.															
41	Aquatics	Private Swim Lessons -	All Ages	All Genders	Leader Directed	Private		X	X	X	X				Financial Assistance	Word-Of-Mouth; Brochures/Flyers; Digital Media	Registration System; User Surveys
42	Aquatics	Lifeguard Training -	Ages 15-100	All Genders	Leader Directed	Group		X			X	X		X	Financial Assistance	Word-Of-Mouth; Brochures/Flyers; Digital Media	Registration System; User Surveys
43	Aquatics	Preschool 1 Swim Lessons -	Ages 3-5	All Genders	Leader Directed	Group		X			X				Financial Assistance	Word-Of-Mouth; Brochures/Flyers; Digital Media	Registration System; User Surveys
44	Aquatics	Preschool 2 Swim Lessons -	Ages 3-5	All Genders	Leader Directed	Group		X	X		X				Financial Assistance	Word-Of-Mouth; Brochures/Flyers; Digital Media	Registration System; User Surveys
45	Aquatics	Preschool 3 Swim Lessons -	Ages 3-5	All Genders	Leader Directed	Group			X		X				Financial Assistance	Word-Of-Mouth; Brochures/Flyers; Digital Media	Registration System; User Surveys
46	Aquatics	Youth 1 Swim Lessons -	Ages 6-15	All Genders	Leader Directed	Group		X			X				Financial Assistance	Word-Of-Mouth; Brochures/Flyers; Digital Media	Registration System; User Surveys
47	Aquatics	Youth 2 Swim Lessons -	Ages 6-15	All Genders	Leader Directed	Group		X			X				Financial Assistance	Word-Of-Mouth; Brochures/Flyers; Digital Media	Registration System; User Surveys
48	Aquatics	Youth 3 Swim Lessons -	Ages 6-15	All Genders	Leader Directed	Group			X		X				Financial Assistance	Word-Of-Mouth; Brochures/Flyers; Digital Media	Registration System; User Surveys
49	Aquatics	Youth 4 Swim Lessons -	Ages 6-15	All Genders	Leader Directed	Group			X		X				Financial Assistance	Word-Of-Mouth; Brochures/Flyers; Digital Media	Registration System; User Surveys
50	Aquatics	Youth 5 Swim Lessons -	Ages 6-15	All Genders	Leader Directed	Group				X	X				Financial Assistance	Word-Of-Mouth; Brochures/Flyers; Digital Media	Registration System; User Surveys
51	Aquatics	Youth 6 Swim Lessons -	Ages 6-15	All Genders	Leader Directed	Group				X	X				Financial Assistance	Word-Of-Mouth; Brochures/Flyers; Digital Media	Registration System; User Surveys

	A	B	E	F	G	H	I	J	K	L	M	N	O	P	Q	R	S
1	Category	Program/Objectives	Ages	Gender	Format			Level			Health and Wellness Factors				Outreach to Diverse & Underserved Population	Program Promotion	Data Collection
2					Program Delivery	Group or Private	Special Event	Beginner	Intermediate	Advanced	Physical	Social	Creative	Intellectual			
52	<b>Arts</b>	Arts programs allow people of all ages to express themselves through the visual, literary, musical, culinary, and performing arts, learning about various languages, cultures, and values which form the basis of a vibrant community.															
53	Arts	Amplify Program -	Ages 13-19	All Genders	Leader Directed	Group					X	X	X	X	Financial Assistance	Word-Of-Mouth; Brochures/Flyers; Digital Media	Registration System; User Surveys
54	Arts	Acrylic Painting -Teen/Adultt -	Ages 14-and up	All Genders	Leader Directed	Group						X	X		Financial Assistance	Word-Of-Mouth; Brochures/Flyers; Digital Media	Registration System; User Surveys
55	Arts	Open Art Studio -	Ages 18-and up	All Genders	Self Directed	Group						X	X		Financial Assistance	Word-Of-Mouth; Brochures/Flyers; Digital Media	Registration System; User Surveys
56	Arts	Line Dancing -	Ages 18-and up	All Genders	Leader Directed	Group					X	X			Financial Assistance	Word-Of-Mouth; Brochures/Flyers; Digital Media	Registration System; User Surveys
57	Arts	Sounds of Swing Big Bang Dance -	Ages 18-and up	All Genders	Leader Directed	Group					X	X			Financial Assistance	Word-Of-Mouth; Brochures/Flyers; Digital Media	Registration System; User Surveys
58	Arts	Music @NBCC - CISC Chinese Musical Instrument Group	Ages 18-and up	All Genders	Leader Directed	Group						X	X	X	Limited English Proficiency; Financial Assistance	Word-Of-Mouth; Brochures/Flyers; Digital Media	Registration System; User Surveys
59	Arts	Music @NBCC - Sounds of Swing Big Bang Practice	Ages 18-and up	All Genders	Leader Directed	Group							X	X	Financial Assistance	Word-Of-Mouth; Brochures/Flyers; Digital Media	Registration System; User Surveys
60	Arts	Music @NBCC - CISC Chorus	Ages 50-and up	All Genders	Leader Directed	Group						X	X		Limited English Proficiency; Financial Assistance	Word-Of-Mouth; Brochures/Flyers; Digital Media	Registration System; User Surveys
61	Arts	Music @NBCC - NBCC Chorus	Ages 50-and up	All Genders	Leader Directed	Group						X	X		Financial Assistance	Word-Of-Mouth; Brochures/Flyers; Digital Media	Registration System; User Surveys
62	Arts	BYT's Treasure Island! -	Ages 5-11	All Genders	Leader Directed	Group					X	X	X	X	Financial Assistance	Word-Of-Mouth; Brochures/Flyers; Digital Media	Registration System; User Surveys
63	Arts	Art for Older Adults -	Ages 55-and up	All Genders	Leader Directed	Group						X	X		Financial Assistance	Word-Of-Mouth; Brochures/Flyers; Digital Media	Registration System; User Surveys
64	Arts	Paper Quilling -	Ages 55-and up	All Genders	Leader Directed	Group						X	X		Financial Assistance	Word-Of-Mouth; Brochures/Flyers; Digital Media	Registration System; User Surveys
65	Arts	Crochet Interest Group -	Ages 55-and up	All Genders	Leader Directed	Group						X	X		Financial Assistance	Word-Of-Mouth; Brochures/Flyers; Digital Media	Registration System; User Surveys
66	Arts	Group Paint by Number -	Ages 55-and up	All Genders	Leader Directed	Group						X	X		Financial Assistance	Word-Of-Mouth; Brochures/Flyers; Digital Media	Registration System; User Surveys
67	Arts	Art for Older Adultt -	Ages 55-and up	All Genders	Leader Directed	Group						X	X		Financial Assistance	Word-Of-Mouth; Brochures/Flyers; Digital Media	Registration System; User Surveys
68	Arts	Yarn Club -	Ages 55-and up	All Genders	Leader Directed	Group						X	X		Financial Assistance	Word-Of-Mouth; Brochures/Flyers; Digital Media	Registration System; User Surveys
69	Arts	Mixed Media Art for Kids Class -	Ages 5-7	All Genders	Leader Directed	Group						X	X		Financial Assistance	Word-Of-Mouth; Brochures/Flyers; Digital Media	Registration System; User Surveys
70	Arts	Fun Creativity Art Class for Young Kids -	Ages 5-8	All Genders	Leader Directed	Group						X	X		Financial Assistance	Word-Of-Mouth; Brochures/Flyers; Digital Media	Registration System; User Surveys
71	Arts	BYT Winter Casts & Classes -	Ages 5-and up	All Genders	Leader Directed	Group					X	X	X	X	Adaptive Recreation; Financial Assistance	Word-Of-Mouth; Brochures/Flyers; Digital Media	Registration System; User Surveys
72	Arts	BYT Fall Casts & Classes 2024 -	Ages 5-and up	All Genders	Leader Directed	Group					X	X	X	X	Adaptive Recreation; Financial Assistance	Word-Of-Mouth; Brochures/Flyers; Digital Media	Registration System; User Surveys
73	Arts	Drama Kids Youth Theater -	Ages 6-10	All Genders	Leader Directed	Group					X	X	X	X	Financial Assistance	Word-Of-Mouth; Brochures/Flyers; Digital Media	Registration System; User Surveys
74	Arts	Afterschool Art Adventures	Ages 7-11	All Genders	Leader Directed	Group						X	X		Financial Assistance	Word-Of-Mouth; Brochures/Flyers; Digital Media	Registration System; User Surveys
75	Arts	Pottery: Get Your Hands Dirty! -	Ages 7-12	All Genders	Leader Directed	Group						X	X		Financial Assistance	Word-Of-Mouth; Brochures/Flyers; Digital Media	Registration System; User Surveys
76	Arts	Cartoon/ Manga Drawing Class -	Ages 7-13	All Genders	Leader Directed	Group						X	X		Financial Assistance	Word-Of-Mouth; Brochures/Flyers; Digital Media	Registration System; User Surveys
77	Arts	Fused Glass Art for Kids -	Ages 7-14	All Genders	Leader Directed	Group						X	X		Financial Assistance	Word-Of-Mouth; Brochures/Flyers; Digital Media	Registration System; User Surveys
78	Arts	Advanced Candy Making I Workshop	Ages 14-and up	All Genders	Leader Directed	Group		X		X		X	X	X	Financial Assistance	Word-Of-Mouth; Brochures/Flyers; Digital Media	Registration System; User Surveys
79	Arts	Basic Candy Making Workshop -	Ages 14-and up	All Genders	Leader Directed	Group		X				X	X	X	Financial Assistance	Word-Of-Mouth; Brochures/Flyers; Digital Media	Registration System; User Surveys
80	Arts	Kid's Candy Making Class -	Ages 7-13	All Genders	Leader Directed	Group						X	X	X	Financial Assistance	Word-Of-Mouth; Brochures/Flyers; Digital Media	Registration System; User Surveys
81	Arts	Kids' Candy Making Workshop -	Ages 7-14	All Genders	Leader Directed	Group						X	X	X	Financial Assistance	Word-Of-Mouth; Brochures/Flyers; Digital Media	Registration System; User Surveys
82	<b>Body &amp; Mind</b>	Body & Mind programs allow participants to focus on health related to mind, body, and spirit. These programs support both physical and mental health, reinforce healthy lifestyle habits, and build social connections with others.															
83	Body & Mind	Forest Bathing -	Ages 12-and up	All Genders	Leader Directed	Group					X			X	Financial Assistance	Word-Of-Mouth; Brochures/Flyers; Digital Media	Registration System; User Surveys
84	Body & Mind	Gentle Yoga -	Ages 13-and up	All Genders	Leader Directed	Group					X				Financial Assistance	Word-Of-Mouth; Brochures/Flyers; Digital Media	Registration System; User Surveys
85	Body & Mind	Pilates -	Ages 13-and up	All Genders	Leader Directed	Group					X				Financial Assistance	Word-Of-Mouth; Brochures/Flyers; Digital Media	Registration System; User Surveys
86	Body & Mind	Sound Bath -	Ages 13-and up	All Genders	Leader Directed	Group					X			X	Financial Assistance	Word-Of-Mouth; Brochures/Flyers; Digital Media	Registration System; User Surveys
87	Body & Mind	Yoga - All Levels -	Ages 13-and up	All Genders	Leader Directed	Group					X				Financial Assistance	Word-Of-Mouth; Brochures/Flyers; Digital Media	Registration System; User Surveys
88	Body & Mind	Tai Chi & Mindful Movement -	Ages 16-and up	All Genders	Leader Directed	Group					X				Financial Assistance	Word-Of-Mouth; Brochures/Flyers; Digital Media	Registration System; User Surveys
89	Body & Mind	Yoga - Mixed Levels -	Ages 16-and up	All Genders	Leader Directed	Group					X				Financial Assistance	Word-Of-Mouth; Brochures/Flyers; Digital Media	Registration System; User Surveys
90	<b>Cardio &amp; Active Fitness</b>	Cardio & active fitness programs place an emphasis on an individual's physical wellbeing, encouraging healthy living for people of all ages and abilities. These programs help participants gain strength and mobility, improve their overall level of health, and reduce the burden on medical systems through promotion of healthy choices.															
91	Cardio & Active Fitness	Cycle/Stretch -	Ages 13-and up	All Genders	Leader Directed	Group					X	X			Financial Assistance	Word-Of-Mouth; Brochures/Flyers; Digital Media	Registration System; User Surveys
92	Cardio & Active Fitness	Cycling -	Ages 13-and up	All Genders	Leader Directed	Group					X	X			Financial Assistance	Word-Of-Mouth; Brochures/Flyers; Digital Media	Registration System; User Surveys
93	Cardio & Active Fitness	ZUMBA -	Ages 13-and up	All Genders	Leader Directed	Group					X	X			Financial Assistance	Word-Of-Mouth; Brochures/Flyers; Digital Media	Registration System; User Surveys
94	Cardio & Active Fitness	SBCC Personal Training -	Ages 13-and up	All Genders	Leader Directed	Private					X	X			Financial Assistance	Word-Of-Mouth; Brochures/Flyers; Digital Media	Registration System; User Surveys
95	Cardio & Active Fitness	Beginner Strength Training for Women -	Ages 13-and up	Women	Leader Directed	Group					X	X			Financial Assistance	Word-Of-Mouth; Brochures/Flyers; Digital Media	Registration System; User Surveys
96	Cardio & Active Fitness	Fit 360 -	Ages 13-and up	All Genders	Leader Directed	Group					X	X			Financial Assistance	Word-Of-Mouth; Brochures/Flyers; Digital Media	Registration System; User Surveys
97	Cardio & Active Fitness	Jazzercise -	Ages 16-and up	All Genders	Leader Directed	Group					X	X			Financial Assistance	Word-Of-Mouth; Brochures/Flyers; Digital Media	Registration System; User Surveys
98	Cardio & Active Fitness	Weight Training & Fitness -	Ages 16-and up	All Genders	Leader Directed	Group					X	X			Financial Assistance	Word-Of-Mouth; Brochures/Flyers; Digital Media	Registration System; User Surveys
99	Cardio & Active Fitness	Small Group Training -	Ages 16-and up	All Genders	Leader Directed	Group					X	X			Financial Assistance	Word-Of-Mouth; Brochures/Flyers; Digital Media	Registration System; User Surveys
100	Cardio & Active Fitness	Total Body Fitness -	Ages 16-and up	All Genders	Leader Directed	Group					X	X			Financial Assistance	Word-Of-Mouth; Brochures/Flyers; Digital Media	Registration System; User Surveys
101	Cardio & Active Fitness	Silver Sneakers - SilverSneakers Classic	Ages 18-and up	All Genders	Leader Directed	Group					X	X			Financial Assistance	Word-Of-Mouth; Brochures/Flyers; Digital Media	Registration System; User Surveys
102	Cardio & Active Fitness	Silver Sneakers - SilverSneakers Yoga	Ages 18-and up	All Genders	Leader Directed	Group					X	X			Financial Assistance	Word-Of-Mouth; Brochures/Flyers; Digital Media	Registration System; User Surveys
103	Cardio & Active Fitness	Silver Sneakers - SilverSneakers for Beginners	Ages 18-and up	All Genders	Leader Directed	Group		X			X	X			Financial Assistance	Word-Of-Mouth; Brochures/Flyers; Digital Media	Registration System; User Surveys
104	Cardio & Active Fitness	Week-to-Week Tennis Classes - Cardio Tennis	Ages 18-and up	All Genders	Leader Directed	Group					X	X			Financial Assistance	Word-Of-Mouth; Brochures/Flyers; Digital Media	Registration System; User Surveys
105	Cardio & Active Fitness	Spring Pick Up Pickleball -	Ages 18-and up	All Genders	Self Directed	Group					X	X			Financial Assistance	Word-Of-Mouth; Brochures/Flyers; Digital Media	Registration System; User Surveys

	A	B	E	F	G	H	I	J	K	L	M	N	O	P	Q	R	S
1	Category	Program/Objectives	Ages	Gender	Format			Level			Health and Wellness Factors				Outreach to Diverse & Underserved Population	Program Promotion	Data Collection
2					Program Delivery	Group or Private	Special Event	Beginner	Intermediate	Advanced	Physical	Social	Creative	Intellectual			
106	Cardio & Active Fitness	Active Adult Fitness -	Ages 18-and up	All Genders	Leader Directed	Group					X	X			Financial Assistance	Word-Of-Mouth; Brochures/Flyers; Digital Media	Registration System; User Surveys
107	Cardio & Active Fitness	Functional Fitness -	Ages 18-and up	All Genders	Leader Directed	Group					X	X			Financial Assistance	Word-Of-Mouth; Brochures/Flyers; Digital Media	Registration System; User Surveys
108	Cardio & Active Fitness	Week-to-Week Tennis Classes - Senior Drill & Play	Ages 50-and up	All Genders	Leader Directed	Group					X	X			Financial Assistance	Word-Of-Mouth; Brochures/Flyers; Digital Media	Registration System; User Surveys
109	Dance	Dance programs encourage participants to live healthy lives, placing an emphasis on mobility, coordination, and artistic expression. These programs help participants gain a deeper understanding of diverse cultures, customs, language, and values.															
110	Dance	Hipity Hop	Ages 3-4	All Genders	Leader Directed	Group					X	X	X		Financial Assistance	Word-Of-Mouth; Brochures/Flyers; Digital Media	Registration System; User Surveys
111	Dance	Pre Ballet I	Ages 3-5	All Genders	Leader Directed	Group		X			X	X	X		Financial Assistance	Word-Of-Mouth; Brochures/Flyers; Digital Media	Registration System; User Surveys
112	Dance	Pre Ballet	Ages 4-5	All Genders	Leader Directed	Group		X			X	X	X		Financial Assistance	Word-Of-Mouth; Brochures/Flyers; Digital Media	Registration System; User Surveys
113	Dance	Hip Hop 1/2	Ages 5-7	All Genders	Leader Directed	Group		X	X		X	X	X		Financial Assistance	Word-Of-Mouth; Brochures/Flyers; Digital Media	Registration System; User Surveys
114	Dance	Story Ballet	Ages 5-7	All Genders	Leader Directed	Group			X		X	X	X		Financial Assistance	Word-Of-Mouth; Brochures/Flyers; Digital Media	Registration System; User Surveys
115	Dance	Ballet 1/2	Ages 6-8	All Genders	Leader Directed	Group		X	X		X	X	X		Financial Assistance	Word-Of-Mouth; Brochures/Flyers; Digital Media	Registration System; User Surveys
116	Dance	Intro to Cheerleading -	Ages 8-13	All Genders	Leader Directed	Group		X			X	X	X		Financial Assistance	Word-Of-Mouth; Brochures/Flyers; Digital Media	Registration System; User Surveys
117	Dance	Aztec Dance -	All Ages	All Genders	Leader Directed	Group					X	X	X		Limited English Proficiency; Financial Assistance	Word-Of-Mouth; Brochures/Flyers; Digital Media	Registration System; User Surveys
118	Dance	Urvasi Dance Ensemble -	All Ages	All Genders	Leader Directed	Group					X	X	X		Limited English Proficiency; Financial Assistance	Word-Of-Mouth; Brochures/Flyers; Digital Media	Registration System; User Surveys
119	Day Camps	Day camps provide youth with safe and enriching opportunities during out-of-school time. These programs primarily focus on youth development, resulting in a stronger and more connected community.															
120	Day Camps	TRACKS Bike Camp -	Ages 10-13	All Genders	Leader Directed	Group					X	X			Financial Assistance	Word-Of-Mouth; Brochures/Flyers; Digital Media	Registration System; User Surveys
121	Day Camps	TRACKS Hike and Swim Camp -	Ages 10-13	All Genders	Leader Directed	Group					X	X			Financial Assistance	Word-Of-Mouth; Brochures/Flyers; Digital Media	Registration System; User Surveys
122	Day Camps	TRACKS Outdoor Adventure Camp -	Ages 10-13	All Genders	Leader Directed	Group					X	X			Financial Assistance	Word-Of-Mouth; Brochures/Flyers; Digital Media	Registration System; User Surveys
123	Day Camps	Junior Lifeguard Training -	Ages 10-15	All Genders	Leader Directed	Group					X			X	Financial Assistance	Word-Of-Mouth; Brochures/Flyers; Digital Media	Registration System; User Surveys
124	Day Camps	Video Game Design and Development with Youth Tech -	Ages 10-17	All Genders	Leader Directed	Group							X	X	Financial Assistance	Word-Of-Mouth; Brochures/Flyers; Digital Media	Registration System; User Surveys
125	Day Camps	Video Game Design -	Ages 10-17	All Genders	Leader Directed	Group							X	X	Financial Assistance	Word-Of-Mouth; Brochures/Flyers; Digital Media	Registration System; User Surveys
126	Day Camps	Farm Adventurers Camp -	Ages 11-13	All Genders	Leader Directed	Group						X	X		Financial Assistance	Word-Of-Mouth; Brochures/Flyers; Digital Media	Registration System; User Surveys
127	Day Camps	GREAT Camp - Aliens vs Zombies	Ages 11-13	All Genders	Leader Directed	Group						X	X		Financial Assistance	Word-Of-Mouth; Brochures/Flyers; Digital Media	Registration System; User Surveys
128	Day Camps	Froglegs Culinary Academy - Little Italy	Ages 11-13	All Genders	Leader Directed	Group						X	X		Financial Assistance	Word-Of-Mouth; Brochures/Flyers; Digital Media	Registration System; User Surveys
129	Day Camps	Froglegs Culinary Academy - Frogwarts	Ages 11-13	All Genders	Leader Directed	Group						X	X		Financial Assistance	Word-Of-Mouth; Brochures/Flyers; Digital Media	Registration System; User Surveys
130	Day Camps	Froglegs Culinary Academy - Passport De Cuisine	Ages 11-13	All Genders	Leader Directed	Group						X	X		Financial Assistance	Word-Of-Mouth; Brochures/Flyers; Digital Media	Registration System; User Surveys
131	Day Camps	SBCC Badminton Camp -	Ages 12-18	All Genders	Leader Directed	Group					X	X			Financial Assistance	Word-Of-Mouth; Brochures/Flyers; Digital Media	Registration System; User Surveys
132	Day Camps	Pickleball Summer Camp - Pickleball Summer Camp	Ages 12-18	All Genders	Leader Directed	Group					X	X			Financial Assistance	Word-Of-Mouth; Brochures/Flyers; Digital Media	Registration System; User Surveys
133	Day Camps	BYT Day Camps - Tech to the Future	Ages 13-19	All Genders	Leader Directed	Group						X	X	X	Financial Assistance	Word-Of-Mouth; Brochures/Flyers; Digital Media	Registration System; User Surveys
134	Day Camps	BYT Day Camps -	Ages 13-19	All Genders	Leader Directed	Group					X	X	X	X	Financial Assistance	Word-Of-Mouth; Brochures/Flyers; Digital Media	Registration System; User Surveys
135	Day Camps	Hipity Hop for Tots Dance Camp -	Ages 3-4	All Genders	Leader Directed	Group					X	X	X		Financial Assistance	Word-Of-Mouth; Brochures/Flyers; Digital Media	Registration System; User Surveys
136	Day Camps	Pre-Ballet Dance Camp -	Ages 3-4	All Genders	Leader Directed	Group					X	X	X		Financial Assistance	Word-Of-Mouth; Brochures/Flyers; Digital Media	Registration System; User Surveys
137	Day Camps	Jet's Gymnastics Express Summer Camp - Little Flips	Ages 3-5	All Genders	Leader Directed	Group					X	X	X		Financial Assistance	Word-Of-Mouth; Brochures/Flyers; Digital Media	Registration System; User Surveys
138	Day Camps	Clay Fantasy Camp -	Ages 4-11	All Genders	Leader Directed	Group						X	X		Financial Assistance	Word-Of-Mouth; Brochures/Flyers; Digital Media	Registration System; User Surveys
139	Day Camps	Enchanted Nature Creations Art Camp -	Ages 4-11	All Genders	Leader Directed	Group						X	X		Financial Assistance	Word-Of-Mouth; Brochures/Flyers; Digital Media	Registration System; User Surveys
140	Day Camps	Print Making Paradise Camp -	Ages 4-11	All Genders	Leader Directed	Group						X	X		Financial Assistance	Word-Of-Mouth; Brochures/Flyers; Digital Media	Registration System; User Surveys
141	Day Camps	Architects - Building in 3D Camp -	Ages 4-11	All Genders	Leader Directed	Group						X	X	X	Financial Assistance	Word-Of-Mouth; Brochures/Flyers; Digital Media	Registration System; User Surveys
142	Day Camps	UK International Soccer Camp -	Ages 4-13	All Genders	Leader Directed	Group					X	X			Financial Assistance	Word-Of-Mouth; Brochures/Flyers; Digital Media	Registration System; User Surveys
143	Day Camps	Parkside Preschool Camps -	Ages 4-5	All Genders	Leader Directed	Group					X	X	X	X	Financial Assistance	Word-Of-Mouth; Brochures/Flyers; Digital Media	Registration System; User Surveys
144	Day Camps	Farm Discoveries -	Ages 4-6	All Genders	Leader Directed	Group					X	X	X	X	Financial Assistance	Word-Of-Mouth; Brochures/Flyers; Digital Media	Registration System; User Surveys
145	Day Camps	Kelsey Creek Day Camp -	Ages 4-6	All Genders	Leader Directed	Group						X	X		Financial Assistance	Word-Of-Mouth; Brochures/Flyers; Digital Media	Registration System; User Surveys
146	Day Camps	Robinswood Day Camp -	Ages 4-7	All Genders	Leader Directed	Group						X	X		Financial Assistance	Word-Of-Mouth; Brochures/Flyers; Digital Media	Registration System; User Surveys
147	Day Camps	Emerald Ballet Theatre: Outer Space Dance & Art Camp -	Ages 4-9	All Genders	Leader Directed	Group					X	X	X		Financial Assistance	Word-Of-Mouth; Brochures/Flyers; Digital Media	Registration System; User Surveys
148	Day Camps	Emerald Ballet Theatre: Springtime Dance & Art Camp -	Ages 4-9	All Genders	Leader Directed	Group					X	X	X		Financial Assistance	Word-Of-Mouth; Brochures/Flyers; Digital Media	Registration System; User Surveys
149	Day Camps	Mermaid by the Sea Ballet Summer Camp	Ages 5-6	All Genders	Leader Directed	Group					X	X	X		Financial Assistance	Word-Of-Mouth; Brochures/Flyers; Digital Media	Registration System; User Surveys
150	Day Camps	Youth Ballet Dance Camp -	Ages 5-7	All Genders	Leader Directed	Group					X	X	X		Financial Assistance	Word-Of-Mouth; Brochures/Flyers; Digital Media	Registration System; User Surveys
151	Day Camps	Hip Hop Dance Camp -	Ages 5-7	All Genders	Leader Directed	Group					X	X	X		Financial Assistance	Word-Of-Mouth; Brochures/Flyers; Digital Media	Registration System; User Surveys
152	Day Camps	Biddy Boarder Skate Camp - Summer Break -	Ages 5-7	All Genders	Leader Directed	Group					X	X	X		Financial Assistance	Word-Of-Mouth; Brochures/Flyers; Digital Media	Registration System; User Surveys
153	Day Camps	Young Canine Veterinarian Camp -	Ages 6-10	All Genders	Leader Directed	Group						X		X	Financial Assistance	Word-Of-Mouth; Brochures/Flyers; Digital Media	Registration System; User Surveys
154	Day Camps	Young Equine Veterinarian Camp -	Ages 6-10	All Genders	Leader Directed	Group						X		X	Financial Assistance	Word-Of-Mouth; Brochures/Flyers; Digital Media	Registration System; User Surveys
155	Day Camps	Stop Motion Animation & Video Game Design - Stop-Motion Basics	Ages 6-10	All Genders	Leader Directed	Group						X	X		Financial Assistance	Word-Of-Mouth; Brochures/Flyers; Digital Media	Registration System; User Surveys
156	Day Camps	(Video Game Design)	Ages 6-10	All Genders	Leader Directed	Group						X	X		Financial Assistance	Word-Of-Mouth; Brochures/Flyers; Digital Media	Registration System; User Surveys
157	Day Camps	iGame Creators -	Ages 6-10	All Genders	Leader Directed	Group						X	X		Financial Assistance	Word-Of-Mouth; Brochures/Flyers; Digital Media	Registration System; User Surveys
158	Day Camps	Robotics: Sphero and Ozobots - Sphero	Ages 6-10	All Genders	Leader Directed	Group						X	X		Financial Assistance	Word-Of-Mouth; Brochures/Flyers; Digital Media	Registration System; User Surveys
159	Day Camps	Robotics: Sphero and Ozobots - Mission: Ozobots	Ages 6-10	All Genders	Leader Directed	Group						X	X		Financial Assistance	Word-Of-Mouth; Brochures/Flyers; Digital Media	Registration System; User Surveys
160	Day Camps	Going Places Day Camp -	Ages 6-10	All Genders	Leader Directed	Group					X	X	X	X	Financial Assistance	Word-Of-Mouth; Brochures/Flyers; Digital Media	Registration System; User Surveys
161	Day Camps	Arts and Crafts Camp for Kids -	Ages 6-11	All Genders	Leader Directed	Group						X	X		Financial Assistance	Word-Of-Mouth; Brochures/Flyers; Digital Media	Registration System; User Surveys
162	Day Camps	Clay Figurine Camp -	Ages 6-11	All Genders	Leader Directed	Group						X	X		Financial Assistance	Word-Of-Mouth; Brochures/Flyers; Digital Media	Registration System; User Surveys
163	Day Camps	Go Go with Van Gogh Art Camp -	Ages 6-11	All Genders	Leader Directed	Group						X	X		Financial Assistance	Word-Of-Mouth; Brochures/Flyers; Digital Media	Registration System; User Surveys
164	Day Camps	Painting on Canvas Kids Camp -	Ages 6-11	All Genders	Leader Directed	Group						X	X		Financial Assistance	Word-Of-Mouth; Brochures/Flyers; Digital Media	Registration System; User Surveys
165	Day Camps	Watercolor Painting Camp -	Ages 6-11	All Genders	Leader Directed	Group						X	X		Financial Assistance	Word-Of-Mouth; Brochures/Flyers; Digital Media	Registration System; User Surveys



	A	B	E	F	G	H	I	J	K	L	M	N	O	P	Q	R	S
1																	
2	Category	Program/Objectives	Ages	Gender	Program Delivery	Format	Special Event	Beginner	Intermediate	Advanced	Health and Wellness Factors				Outreach to Diverse & Underserved Population	Program Promotion	Data Collection
166	Day Camps	Cartoon /Manga Drawing Camp -	Ages 6-11	All Genders	Leader Directed	Group						X	X		Financial Assistance	Word-Of-Mouth; Brochures/Flyers; Digital Media	Registration System; User Surveys
167	Day Camps	SBCC Summer Break Climbing Wall -	Ages 6-12	All Genders	Leader Directed	Group					X	X			Financial Assistance	Word-Of-Mouth; Brochures/Flyers; Digital Media	Registration System; User Surveys
168	Day Camps	Code Studio -	Ages 6-12	All Genders	Leader Directed	Group						X	X	X	Financial Assistance	Word-Of-Mouth; Brochures/Flyers; Digital Media	Registration System; User Surveys
169	Day Camps	Local Hoops Academy Basketball Camp -	Ages 6-12	All Genders	Leader Directed	Group					X	X			Financial Assistance	Word-Of-Mouth; Brochures/Flyers; Digital Media	Registration System; User Surveys
170	Day Camps	Jet's Gymnastics Express Summer Camp - Big Flips	Ages 6-12	All Genders	Leader Directed	Group					X	X			Financial Assistance	Word-Of-Mouth; Brochures/Flyers; Digital Media	Registration System; User Surveys
171	Day Camps	Skyhawks Sports Camps -	Ages 6-12	All Genders	Leader Directed	Group					X	X			Financial Assistance	Word-Of-Mouth; Brochures/Flyers; Digital Media	Registration System; User Surveys
172	Day Camps	Gamer's Paradise with Youth Tech -	Ages 6-13	All Genders	Leader Directed	Group						X	X	X	Financial Assistance	Word-Of-Mouth; Brochures/Flyers; Digital Media	Registration System; User Surveys
173	Day Camps	Kid's Connection Day Camp -	Ages 7-10	All Genders	Leader Directed	Group					X	X	X	X	Financial Assistance	Word-Of-Mouth; Brochures/Flyers; Digital Media	Registration System; User Surveys
174	Day Camps	Kid's Candy Camp - Dipping Delights -	Ages 7-11	All Genders	Leader Directed	Group						X	X		Financial Assistance	Word-Of-Mouth; Brochures/Flyers; Digital Media	Registration System; User Surveys
175	Day Camps	Kid's Candy Camp - Sweet Creations -	Ages 7-11	All Genders	Leader Directed	Group						X	X		Financial Assistance	Word-Of-Mouth; Brochures/Flyers; Digital Media	Registration System; User Surveys
176	Day Camps	Learning from the Masters: Famous Artists Camp -	Ages 7-11	All Genders	Leader Directed	Group						X	X		Financial Assistance	Word-Of-Mouth; Brochures/Flyers; Digital Media	Registration System; User Surveys
177	Day Camps	BYT Day Camps - Musical Theatre Workshop	Ages 7-12	All Genders	Leader Directed	Group					X	X	X	X	Financial Assistance	Word-Of-Mouth; Brochures/Flyers; Digital Media	Registration System; User Surveys
178	Day Camps	The Ugly Duckling Drama Camp -	Ages 7-12	All Genders	Leader Directed	Group					X	X	X	X	Financial Assistance	Word-Of-Mouth; Brochures/Flyers; Digital Media	Registration System; User Surveys
179	Day Camps	Children's Pottery Summer Camp -	Ages 7-12	All Genders	Leader Directed	Group						X	X		Financial Assistance	Word-Of-Mouth; Brochures/Flyers; Digital Media	Registration System; User Surveys
180	Day Camps	BYT Day Camps - Play-Making	Ages 7-13	All Genders	Leader Directed	Group					X	X	X	X	Financial Assistance	Word-Of-Mouth; Brochures/Flyers; Digital Media	Registration System; User Surveys
181	Day Camps	Incrediflix Lego Flix -	Ages 7-13	All Genders	Leader Directed	Group						X	X	X	Financial Assistance	Word-Of-Mouth; Brochures/Flyers; Digital Media	Registration System; User Surveys
182	Day Camps	Incrediflix Live Action Movie Flix -	Ages 7-13	All Genders	Leader Directed	Group						X	X	X	Financial Assistance	Word-Of-Mouth; Brochures/Flyers; Digital Media	Registration System; User Surveys
183	Day Camps	Action Stop Motion Flix with IncrediFlix -	Ages 7-13	All Genders	Leader Directed	Group						X	X	X	Financial Assistance	Word-Of-Mouth; Brochures/Flyers; Digital Media	Registration System; User Surveys
184	Day Camps	Animation with IncrediFlix -	Ages 7-13	All Genders	Leader Directed	Group						X	X	X	Financial Assistance	Word-Of-Mouth; Brochures/Flyers; Digital Media	Registration System; User Surveys
185	Day Camps	Incrediflix Action Stop Motion Flix -	Ages 7-13	All Genders	Leader Directed	Group						X	X	X	Financial Assistance	Word-Of-Mouth; Brochures/Flyers; Digital Media	Registration System; User Surveys
186	Day Camps	Incrediflix Animation Flix -	Ages 7-13	All Genders	Leader Directed	Group						X	X	X	Financial Assistance	Word-Of-Mouth; Brochures/Flyers; Digital Media	Registration System; User Surveys
187	Day Camps	Incrediflix Minecraft vs Roblox Flix -	Ages 7-13	All Genders	Leader Directed	Group						X	X	X	Financial Assistance	Word-Of-Mouth; Brochures/Flyers; Digital Media	Registration System; User Surveys
188	Day Camps	Incrediflix Special Effects Movie Flix -	Ages 7-13	All Genders	Leader Directed	Group						X	X	X	Financial Assistance	Word-Of-Mouth; Brochures/Flyers; Digital Media	Registration System; User Surveys
189	Day Camps	Minecraft Vs Roblox with IncrediFlix -	Ages 7-13	All Genders	Leader Directed	Group						X	X	X	Financial Assistance	Word-Of-Mouth; Brochures/Flyers; Digital Media	Registration System; User Surveys
190	Day Camps	Special Effects Flix with IncrediFlix -	Ages 7-13	All Genders	Leader Directed	Group						X	X	X	Financial Assistance	Word-Of-Mouth; Brochures/Flyers; Digital Media	Registration System; User Surveys
191	Day Camps	Lego Flix with IncrediFlix -	Ages 7-13	All Genders	Leader Directed	Group						X	X	X	Financial Assistance	Word-Of-Mouth; Brochures/Flyers; Digital Media	Registration System; User Surveys
192	Day Camps	Live Action Movie Flix with IncrediFlix -	Ages 7-13	All Genders	Leader Directed	Group						X	X	X	Financial Assistance	Word-Of-Mouth; Brochures/Flyers; Digital Media	Registration System; User Surveys
193	Day Camps	Skate Camp - Summer Break -	Ages 7-16	All Genders	Leader Directed	Group					X	X			Financial Assistance	Word-Of-Mouth; Brochures/Flyers; Digital Media	Registration System; User Surveys
194	Day Camps	Wilderness Survival Camp -	Ages 8-10	All Genders	Leader Directed	Group						X		X	Financial Assistance	Word-Of-Mouth; Brochures/Flyers; Digital Media	Registration System; User Surveys
195	Day Camps	Young Pediatrician Camp -	Ages 8-10	All Genders	Leader Directed	Group						X		X	Financial Assistance	Word-Of-Mouth; Brochures/Flyers; Digital Media	Registration System; User Surveys
196	Day Camps	Youth Sports Day Camp -	Ages 8-12	All Genders	Leader Directed	Group					X	X			Financial Assistance	Word-Of-Mouth; Brochures/Flyers; Digital Media	Registration System; User Surveys
197	Day Camps	Kendo Junior Summer Camp -	Ages 8-15	All Genders	Leader Directed	Group					X	X			Financial Assistance	Word-Of-Mouth; Brochures/Flyers; Digital Media	Registration System; User Surveys
198	Day Camps	Boxing Immersion Summer Clinic -	Ages 8-16	All Genders	Leader Directed	Group					X	X			Financial Assistance	Word-Of-Mouth; Brochures/Flyers; Digital Media	Registration System; User Surveys
199	Day Camps	DiscNW Ultimate Camp - DiscNW Ultimate Camp	Ages 8-18	All Genders	Leader Directed	Group					X	X			Financial Assistance	Word-Of-Mouth; Brochures/Flyers; Digital Media	Registration System; User Surveys
200	Day Camps	Cartooniversity Day Camp -	Ages 9-14	All Genders	Leader Directed	Group						X	X		Financial Assistance	Word-Of-Mouth; Brochures/Flyers; Digital Media	Registration System; User Surveys
201	Day Camps	Movie Makers with Youth Tech -	Ages 9-15	All Genders	Leader Directed	Group						X	X	X	Financial Assistance	Word-Of-Mouth; Brochures/Flyers; Digital Media	Registration System; User Surveys
202	Day Camps	Roblox Studio-Programming and Game Development -	Ages 9-15	All Genders	Leader Directed	Group						X	X	X	Financial Assistance	Word-Of-Mouth; Brochures/Flyers; Digital Media	Registration System; User Surveys
203	Day Camps	Tech -	Ages 9-15	All Genders	Leader Directed	Group						X	X	X	Financial Assistance	Word-Of-Mouth; Brochures/Flyers; Digital Media	Registration System; User Surveys
204	Day Camps	Movie Makers -	Ages 9-15	All Genders	Leader Directed	Group						X	X	X	Financial Assistance	Word-Of-Mouth; Brochures/Flyers; Digital Media	Registration System; User Surveys
205	Day Camps	Animation with Youth Tech -	Ages 9-17	All Genders	Leader Directed	Group						X	X	X	Financial Assistance	Word-Of-Mouth; Brochures/Flyers; Digital Media	Registration System; User Surveys
206	Day Camps	Graphic Design with Youth Tech -	Ages 9-17	All Genders	Leader Directed	Group						X	X	X	Financial Assistance	Word-Of-Mouth; Brochures/Flyers; Digital Media	Registration System; User Surveys
207	Day Camps	Animation Ages -	Ages 9-17	All Genders	Leader Directed	Group						X	X	X	Financial Assistance	Word-Of-Mouth; Brochures/Flyers; Digital Media	Registration System; User Surveys
208	Day Camps	Web and App Design -	Ages 9-17	All Genders	Leader Directed	Group						X	X	X	Financial Assistance	Word-Of-Mouth; Brochures/Flyers; Digital Media	Registration System; User Surveys
209	<b>Drop-In Programs</b>	Drop-in programs provide people of all ages the opportunity to recreate in programs of their choice at a pace and frequency determined by the individual. Program choices include active sports and fitness, as well as opportunities which help build stronger minds, bodies, and spirits, resulting in a stronger and healthier community.															
210	Drop-In Programs	Youth/Family Basketball -	Ages 0-18	All Genders	Self Directed	Group					X	X			Financial Assistance	Word-Of-Mouth; Brochures/Flyers; Digital Media	Registration System; User Surveys
211	Drop-In Programs	Afterschool Teen Makerspace -	Ages 12-18	All Genders	Self Directed	Group						X	X		Financial Assistance	Word-Of-Mouth; Brochures/Flyers; Digital Media	Registration System; User Surveys
212	Drop-In Programs	Family Story and Play Time -	Ages 1-5	All Genders	Self Directed	Group					X	X	X	X	Financial Assistance	Word-Of-Mouth; Brochures/Flyers; Digital Media	Registration System; User Surveys
213	Drop-In Programs	Adult Badminton -	Ages 18-and up	All Genders	Self Directed	Group					X	X			Financial Assistance	Word-Of-Mouth; Brochures/Flyers; Digital Media	Registration System; User Surveys
214	Drop-In Programs	Adult Basketball -	Ages 18-and up	All Genders	Self Directed	Group					X	X			Financial Assistance	Word-Of-Mouth; Brochures/Flyers; Digital Media	Registration System; User Surveys
215	Drop-In Programs	Drop-In Billiards - Drop-In Billiards	Ages 18-and up	All Genders	Self Directed	Group						X			Financial Assistance	Word-Of-Mouth; Brochures/Flyers; Digital Media	Registration System; User Surveys
216	Drop-In Programs	Board Games at NBCC - Board Games at NBCC	Ages 18-and up	All Genders	Self Directed	Group						X			Financial Assistance	Word-Of-Mouth; Brochures/Flyers; Digital Media	Registration System; User Surveys
217	Drop-In Programs	Drop-in Duplicate Bridge - Drop-in Duplicate Bridge	Ages 18-and up	All Genders	Self Directed	Group						X			Financial Assistance	Word-Of-Mouth; Brochures/Flyers; Digital Media	Registration System; User Surveys
218	Drop-In Programs	Friday Movies - Friday Movies	Ages 18-and up	All Genders	Self Directed	Group						X			Financial Assistance	Word-Of-Mouth; Brochures/Flyers; Digital Media	Registration System; User Surveys
219	Drop-In Programs	Adult Pickleball -	Ages 18-and up	All Genders	Self Directed	Group					X	X			Financial Assistance	Word-Of-Mouth; Brochures/Flyers; Digital Media	Registration System; User Surveys
220	Drop-In Programs	Adult Table Tennis -	Ages 18-and up	All Genders	Self Directed	Group					X	X			Financial Assistance	Word-Of-Mouth; Brochures/Flyers; Digital Media	Registration System; User Surveys
221	Drop-In Programs	Adult Volleyball -	Ages 18-and up	All Genders	Self Directed	Group					X	X			Financial Assistance	Word-Of-Mouth; Brochures/Flyers; Digital Media	Registration System; User Surveys
222	Drop-In Programs	Drop-in Pickleball -	Ages 18-and up	All Genders	Self Directed	Group					X	X			Financial Assistance	Word-Of-Mouth; Brochures/Flyers; Digital Media	Registration System; User Surveys
223	Drop-In Programs	Drop-in Volleyball -	Ages 18-and up	All Genders	Self Directed	Group					X	X			Financial Assistance	Word-Of-Mouth; Brochures/Flyers; Digital Media	Registration System; User Surveys
224	Drop-In Programs	Drop-in Badminton -	Ages 18-and up	All Genders	Self Directed	Group					X	X			Financial Assistance	Word-Of-Mouth; Brochures/Flyers; Digital Media	Registration System; User Surveys
225	Drop-In Programs	Drop-in Basketball -	Ages 18-and up	All Genders	Self Directed	Group					X	X			Financial Assistance	Word-Of-Mouth; Brochures/Flyers; Digital Media	Registration System; User Surveys
226	Drop-In Programs	50+ Half-Court Basketball -	Ages 50-and up	All Genders	Self Directed	Group					X	X			Financial Assistance	Word-Of-Mouth; Brochures/Flyers; Digital Media	Registration System; User Surveys
227	Drop-In Programs	Drop-in Family Basketball -	Ages 5-and up	All Genders	Self Directed	Group					X	X			Financial Assistance	Word-Of-Mouth; Brochures/Flyers; Digital Media	Registration System; User Surveys
228	Drop-In Programs	Drop-in Family Badminton -	Ages 5-and up	All Genders	Self Directed	Group					X	X			Financial Assistance	Word-Of-Mouth; Brochures/Flyers; Digital Media	Registration System; User Surveys

	A	B	E	F	G	H	I	J	K	L	M	N	O	P	Q	R	S
1																	
2	Category	Program/Objectives	Ages	Gender	Program Delivery	Format	Special Event	Beginner	Intermediate	Advanced	Health and Wellness Factors				Outreach to Diverse & Underserved Population	Program Promotion	Data Collection
											Physical	Social	Creative	Intellectual			
229	Drop-In Programs	Drop-in Family Pickleball -	Ages 5-and up	All Genders	Self Directed	Group					X	X			Financial Assistance	Word-Of-Mouth; Brochures/Flyers; Digital Media	Registration System; User Surveys
230	Drop-In Programs	Drop-in Cribbage - Drop-in Cribbage	All Ages	All Genders	Self Directed	Group						X			Financial Assistance	Word-Of-Mouth; Brochures/Flyers; Digital Media	Registration System; User Surveys
231	Drop-In Programs	Drop-in Pinochle - Drop-in Pinochle	All Ages	All Genders	Self Directed	Group						X			Financial Assistance	Word-Of-Mouth; Brochures/Flyers; Digital Media	Registration System; User Surveys
232	Drop-In Programs	Coffee & Coloring - Coffee & Coloring	All Ages	All Genders	Self Directed	Group						X			Financial Assistance	Word-Of-Mouth; Brochures/Flyers; Digital Media	Registration System; User Surveys
233	Drop-In Programs	Book Club - Book Club	All Ages	All Genders	Self Directed	Group						X		X	Financial Assistance	Word-Of-Mouth; Brochures/Flyers; Digital Media	Registration System; User Surveys
234	Drop-In Programs	Games Room -	All Ages	All Genders	Self Directed	Group						X			Financial Assistance	Word-Of-Mouth; Brochures/Flyers; Digital Media	Registration System; User Surveys
235	Drop-In Programs	Indoor Kite Flying -	All Ages	All Genders	Self Directed	Group						X			Financial Assistance	Word-Of-Mouth; Brochures/Flyers; Digital Media	Registration System; User Surveys
236	Drop-In Programs	Badminton -	All Ages	All Genders	Self Directed	Group					X	X			Financial Assistance	Word-Of-Mouth; Brochures/Flyers; Digital Media	Registration System; User Surveys
237	<b>Early Learning/Preschool</b>	Early learning/preschool programs provide early childhood development opportunities in a safe and enriching environment, instilling a sense of love, care, and support in the hearts and minds of the community's youngest members.															
238	Early Learning/Preschool	Indoor Play -	Ages 0-5	All Genders	Self Directed	Group					X	X			Financial Assistance	Word-Of-Mouth; Brochures/Flyers; Digital Media	Registration System; User Surveys
239	Early Learning/Preschool	SBCC Indoor Play -	Ages 0-5	All Genders	Self Directed	Group					X	X			Financial Assistance	Word-Of-Mouth; Brochures/Flyers; Digital Media	Registration System; User Surveys
240	Early Learning/Preschool	NWAC Indoor Play -	Ages 0-5	All Genders	Self Directed	Group					X	X			Financial Assistance	Word-Of-Mouth; Brochures/Flyers; Digital Media	Registration System; User Surveys
241	Early Learning/Preschool	Chld Indoor Play -	Ages 0-8	All Genders	Self Directed	Group					X	X			Financial Assistance	Word-Of-Mouth; Brochures/Flyers; Digital Media	Registration System; User Surveys
242	Early Learning/Preschool	KCLS Story Time - Family Story Time & Art	Ages 0-5	All Genders	Leader Directed	Group						X	X	X	Financial Assistance	Word-Of-Mouth; Brochures/Flyers; Digital Media	Registration System; User Surveys
243	Early Learning/Preschool	Music Together -	Ages 0-5	All Genders	Leader Directed	Group						X	X	X	Financial Assistance	Word-Of-Mouth; Brochures/Flyers; Digital Media	Registration System; User Surveys
244	Early Learning/Preschool	SBCC Natural Start Preschool - Jr. Explorers -	Ages 3-4	All Genders	Leader Directed	Group					X	X	X	X	Financial Assistance	Word-Of-Mouth; Brochures/Flyers; Digital Media	Registration System; User Surveys
245	Early Learning/Preschool	SBCC Natural Start Preschool - Explorers -	Ages 3-5	All Genders	Leader Directed	Group					X	X	X	X	Financial Assistance	Word-Of-Mouth; Brochures/Flyers; Digital Media	Registration System; User Surveys
246	Early Learning/Preschool	Parkside Pre-K -	Ages 4-5	All Genders	Leader Directed	Group					X	X	X	X	Financial Assistance	Word-Of-Mouth; Brochures/Flyers; Digital Media	Registration System; User Surveys
247	<b>Farm</b>	Farm programs introduce the community to its agricultural roots, promoting learning opportunities in a historical farm environment. Programs foster creativity and active play, while being centered on education and stewardship.															
248	Farm	Farm Story Time -	Ages 1-5	All Genders	Leader Directed	Group						X	X		Financial Assistance	Word-Of-Mouth; Brochures/Flyers; Digital Media	Registration System; User Surveys
249	Farm	Bats on the Farm -	Ages 16-and up	All Genders	Leader Directed	Group						X		X	Financial Assistance	Word-Of-Mouth; Brochures/Flyers; Digital Media	Registration System; User Surveys
250	Farm	Trick or Treat with the Farm Animals -	Ages 2-10	All Genders	Leader Directed	Group						X			Financial Assistance	Word-Of-Mouth; Brochures/Flyers; Digital Media	Registration System; User Surveys
251	Farm	Little Farmers -	Ages 2-3	All Genders	Leader Directed	Group					X	X	X	X	Financial Assistance	Word-Of-Mouth; Brochures/Flyers; Digital Media	Registration System; User Surveys
252	Farm	Private Trail Rides -	Ages 2-5	All Genders	Leader Directed	Group					X	X			Financial Assistance	Word-Of-Mouth; Brochures/Flyers; Digital Media	Registration System; User Surveys
253	Farm	Farm Explorers -	Ages 4-6	All Genders	Leader Directed	Group					X	X	X	X	Financial Assistance	Word-Of-Mouth; Brochures/Flyers; Digital Media	Registration System; User Surveys
254	Farm	Bees and Blooms -	Ages 4-8	All Genders	Leader Directed	Group						X		X	Financial Assistance	Word-Of-Mouth; Brochures/Flyers; Digital Media	Registration System; User Surveys
255	Farm	Bunny Buddies -	Ages 4-8	All Genders	Leader Directed	Group						X		X	Financial Assistance	Word-Of-Mouth; Brochures/Flyers; Digital Media	Registration System; User Surveys
256	Farm	Cowabunga with Cows -	Ages 4-8	All Genders	Leader Directed	Group						X		X	Financial Assistance	Word-Of-Mouth; Brochures/Flyers; Digital Media	Registration System; User Surveys
257	Farm	Woolly Wonders -	Ages 4-8	All Genders	Leader Directed	Group						X		X	Financial Assistance	Word-Of-Mouth; Brochures/Flyers; Digital Media	Registration System; User Surveys
258	Farm	Junior Farmers -	Ages 7-9	All Genders	Leader Directed	Group					X	X	X	X	Financial Assistance	Word-Of-Mouth; Brochures/Flyers; Digital Media	Registration System; User Surveys
259	Farm	Barn Lighting -	All Ages	All Genders	Self Directed	Group	X					X			Financial Assistance	Word-Of-Mouth; Brochures/Flyers; Digital Media	Registration System; User Surveys
260	Farm	Farm Fair -	All Ages	All Genders	Self Directed	Group	X					X			Financial Assistance	Word-Of-Mouth; Brochures/Flyers; Digital Media	Registration System; User Surveys
261	Farm	Fraser Cabin Heritage Program -	All Ages	All Genders	Leader Directed	Group	X					X		X	Financial Assistance	Word-Of-Mouth; Brochures/Flyers; Digital Media	Registration System; User Surveys
262	<b>Martial Arts</b>	Martial arts programs help individuals of all ages live a healthy and enriching life, instilling a sense of purpose, discipline, and rigor in participants. These programs improve physical and mental health, and encourage healthy lifestyle habits.															
263	Martial Arts	Kendo - Beginning	Ages 10-and up	All Genders	Leader Directed	Group		X			X	X			Financial Assistance	Word-Of-Mouth; Brochures/Flyers; Digital Media	Registration System; User Surveys
264	Martial Arts	Kendo - Women's Advanced	Ages 10-and up	Women	Leader Directed	Group				X	X	X			Financial Assistance	Word-Of-Mouth; Brochures/Flyers; Digital Media	Registration System; User Surveys
265	Martial Arts	Hapkido - Conquer Hapkido 12+	Ages 12-121	All Genders	Leader Directed	Group					X	X			Financial Assistance	Word-Of-Mouth; Brochures/Flyers; Digital Media	Registration System; User Surveys
266	Martial Arts	Martial Arts Fitness -	Ages 13-and up	All Genders	Leader Directed	Group		X	X	X	X	X			Financial Assistance	Word-Of-Mouth; Brochures/Flyers; Digital Media	Registration System; User Surveys
267	Martial Arts	Boxing Fundamentals - Adult -	Ages 18-and up	All Genders	Leader Directed	Group		X			X	X			Financial Assistance	Word-Of-Mouth; Brochures/Flyers; Digital Media	Registration System; User Surveys
268	Martial Arts	Hapkido - Conquer Hapkido Youth	Ages 5-12	All Genders	Leader Directed	Group		X	X	X	X	X			Financial Assistance	Word-Of-Mouth; Brochures/Flyers; Digital Media	Registration System; User Surveys
269	Martial Arts	Taekwondo -	Ages 5-and up	All Genders	Leader Directed	Group		X	X	X	X	X			Financial Assistance	Word-Of-Mouth; Brochures/Flyers; Digital Media	Registration System; User Surveys
270	Martial Arts	Shotokan Karate -	Ages 6-12	All Genders	Leader Directed	Group		X	X	X	X	X			Financial Assistance	Word-Of-Mouth; Brochures/Flyers; Digital Media	Registration System; User Surveys
271	Martial Arts	Kendo - Advanced	Ages 8-and up	All Genders	Leader Directed	Group				X	X	X			Financial Assistance	Word-Of-Mouth; Brochures/Flyers; Digital Media	Registration System; User Surveys
272	Martial Arts	Kendo - Intermediate	Ages 8-and up	All Genders	Leader Directed	Group			X		X	X			Financial Assistance	Word-Of-Mouth; Brochures/Flyers; Digital Media	Registration System; User Surveys
273	Martial Arts	Boxing Fundamentals - Youth -	Ages 9-17	All Genders	Leader Directed	Group		X			X	X			Financial Assistance	Word-Of-Mouth; Brochures/Flyers; Digital Media	Registration System; User Surveys
274	<b>Multi-Cultural Services &amp; Programs</b>	Multi-cultural services and programs create and reinforce a sense of welcome and belonging, while building deeper social connections between community members. These programs build a deeper understanding of the languages and cultures that make Bellevue a vibrant community.															
275	Multi-Cultural Services & Programs	CISC Line Dancing -	Ages 18-and up	All Genders	Leader Directed	Group					X	X	X		Limited English Proficiency; Financial Assistance	Word-Of-Mouth; Brochures/Flyers; Digital Media	Registration System; User Surveys
276	Multi-Cultural Services & Programs	NBCC Line Dancing -	Ages 18-and up	All Genders	Leader Directed	Group					X	X	X		Financial Assistance	Word-Of-Mouth; Brochures/Flyers; Digital Media	Registration System; User Surveys
277	Multi-Cultural Services & Programs	CISC Tai Chi -	Ages 18-and up	All Genders	Leader Directed	Group					X	X			Limited English Proficiency; Financial Assistance	Word-Of-Mouth; Brochures/Flyers; Digital Media	Registration System; User Surveys
278	Multi-Cultural Services & Programs	CISC Drop-In SHIBA Assistance - CISC Drop-In SHIBA Assistance	Ages 18-and up	All Genders	Leader Directed	Private						X		X	Limited English Proficiency; Financial Assistance	Word-Of-Mouth; Brochures/Flyers; Digital Media	Registration System; User Surveys
279	Multi-Cultural Services & Programs	CISC Information & Assistance - CISC Information & Assistance	Ages 18-and up	All Genders	Leader Directed	Group						X		X	Limited English Proficiency; Financial Assistance	Word-Of-Mouth; Brochures/Flyers; Digital Media	Registration System; User Surveys
280	Multi-Cultural Services & Programs	IACS Community Program - IACS Community Program	Ages 18-and up	All Genders	Leader Directed	Group						X		X	Limited English Proficiency; Financial Assistance	Word-Of-Mouth; Brochures/Flyers; Digital Media	Registration System; User Surveys
281	Multi-Cultural Services & Programs	Sea Mar Community Program - Sea Mar Community Program	Ages 18-and up	All Genders	Leader Directed	Group						X		X	Limited English Proficiency; Financial Assistance	Word-Of-Mouth; Brochures/Flyers; Digital Media	Registration System; User Surveys
282	Multi-Cultural Services & Programs	CISC ESL Instruction -	Ages 50-and up	All Genders	Leader Directed	Group						X		X	Limited English Proficiency; Financial Assistance	Word-Of-Mouth; Brochures/Flyers; Digital Media	Registration System; User Surveys

	A	B	E	F	G	H	I	J	K	L	M	N	O	P	Q	R	S
1																	
2	Category	Program/Objectives	Ages	Gender	Program Delivery	Format	Special Event	Beginner	Intermediate	Advanced	Health and Wellness Factors				Outreach to Diverse & Underserved Population	Program Promotion	Data Collection
283	Multi-Cultural Services & Programs	CISC Russian Speaking Program - CISC Russian Speaking Program	Ages 50-and up	All Genders	Leader Directed	Group					Physical	Social	Creative	Intellectual			
284	Multi-Cultural Services & Programs	ELAP Legal Assistance - ELAP Legal Assistance	Ages 55-and up	All Genders	Leader Directed	Private						X		X	Limited English Proficiency; Financial Assistance	Word-Of-Mouth; Brochures/Flyers; Digital Media	Registration System; User Surveys
285	Natural Resources & Outdoor Education	Natural resources and outdoor education programs help the community become more connected with the parks and natural areas that make Bellevue a City in a Park. These programs instill an understanding and appreciation of the flora and fauna which are native to Bellevue, and help the community learn how to better connect with and avoid conflicts with the natural environment.															
286	Natural Resources & Outdoor Education	Movies at Mercer Slough: Our Planet - How the Earth was Made	Ages 10-and up	All Genders	Leader Directed	Group						X		X	Financial Assistance	Word-Of-Mouth; Brochures/Flyers; Digital Media	Registration System; User Surveys
287	Natural Resources & Outdoor Education	Movies at Mercer Slough: Our Planet - A Global Warning	Ages 10-and up	All Genders	Leader Directed	Group						X		X	Financial Assistance	Word-Of-Mouth; Brochures/Flyers; Digital Media	Registration System; User Surveys
288	Natural Resources & Outdoor Education	Movies at Mercer Slough: Our Planet - Life After People	Ages 10-and up	All Genders	Leader Directed	Group						X		X	Financial Assistance	Word-Of-Mouth; Brochures/Flyers; Digital Media	Registration System; User Surveys
289	Natural Resources & Outdoor Education	Evening Nature Walk at Lewis Creek Park -	Ages 18-and up	All Genders	Leader Directed	Group					X	X		X	Financial Assistance	Word-Of-Mouth; Brochures/Flyers; Digital Media	Registration System; User Surveys
290	Natural Resources & Outdoor Education	Cascade Hiking Club -	Ages 18-and up	All Genders	Leader Directed	Group					X	X		X	Financial Assistance	Word-Of-Mouth; Brochures/Flyers; Digital Media	Registration System; User Surveys
291	Natural Resources & Outdoor Education	Toddler Trails -	Ages 1-and up	All Genders	Leader Directed	Group					X	X		X	Financial Assistance	Word-Of-Mouth; Brochures/Flyers; Digital Media	Registration System; User Surveys
292	Natural Resources & Outdoor Education	Creature Crafts -	Ages 3-and up	All Genders	Leader Directed	Group					X	X	X		Financial Assistance	Word-Of-Mouth; Brochures/Flyers; Digital Media	Registration System; User Surveys
293	Natural Resources & Outdoor Education	Story and Stroll at Mercer Slough -	Ages 3-and up	All Genders	Leader Directed	Group					X	X	X		Financial Assistance	Word-Of-Mouth; Brochures/Flyers; Digital Media	Registration System; User Surveys
294	Natural Resources & Outdoor Education	Cousin Coyote -	Ages 4-and up	All Genders	Leader Directed	Group						X	X	X	Financial Assistance	Word-Of-Mouth; Brochures/Flyers; Digital Media	Registration System; User Surveys
295	Natural Resources & Outdoor Education	Local Wildlife - Buzzing Bugs -	Ages 4-and up	All Genders	Leader Directed	Group						X		X	Financial Assistance	Word-Of-Mouth; Brochures/Flyers; Digital Media	Registration System; User Surveys
296	Natural Resources & Outdoor Education	Local Wildlife - Aquatic Animals -	Ages 4-and up	All Genders	Leader Directed	Group						X		X	Financial Assistance	Word-Of-Mouth; Brochures/Flyers; Digital Media	Registration System; User Surveys
297	Natural Resources & Outdoor Education	Local Wildlife - Big Predators -	Ages 4-and up	All Genders	Leader Directed	Group						X		X	Financial Assistance	Word-Of-Mouth; Brochures/Flyers; Digital Media	Registration System; User Surveys
298	Natural Resources & Outdoor Education	The Bellevue Beavers -	Ages 4-and up	All Genders	Leader Directed	Group						X		X	Financial Assistance	Word-Of-Mouth; Brochures/Flyers; Digital Media	Registration System; User Surveys
299	Natural Resources & Outdoor Education	The Story of Seasons -	Ages 4-and up	All Genders	Leader Directed	Group						X		X	Financial Assistance	Word-Of-Mouth; Brochures/Flyers; Digital Media	Registration System; User Surveys
300	Natural Resources & Outdoor Education	Tracks Tuesday Trails 50+ Hiking -	Ages 50-and up	All Genders	Leader Directed	Group					X	X			Financial Assistance	Word-Of-Mouth; Brochures/Flyers; Digital Media	Registration System; User Surveys
301	Natural Resources & Outdoor Education	Ranger Programs at Mercer Slough - Hunters of the Sky	Ages 5-10	All Genders	Leader Directed	Group						X		X	Financial Assistance	Word-Of-Mouth; Brochures/Flyers; Digital Media	Registration System; User Surveys
302	Natural Resources & Outdoor Education	Ranger Programs at Mercer Slough - Natures Landscape Engineers	Ages 5-10	All Genders	Leader Directed	Group						X		X	Financial Assistance	Word-Of-Mouth; Brochures/Flyers; Digital Media	Registration System; User Surveys
303	Natural Resources & Outdoor Education	Ranger Programs at Mercer Slough - Fall for Frogs	Ages 5-10	All Genders	Leader Directed	Group						X		X	Financial Assistance	Word-Of-Mouth; Brochures/Flyers; Digital Media	Registration System; User Surveys
304	Natural Resources & Outdoor Education	Mercer Slough Night Hike - A Slough of Senses	Ages 5-12	All Genders	Leader Directed	Group					X	X		X	Financial Assistance	Word-Of-Mouth; Brochures/Flyers; Digital Media	Registration System; User Surveys
305	Natural Resources & Outdoor Education	Batty Nights at Lewis Creek Park -	Ages 5-and up	All Genders	Leader Directed	Group					X	X		X	Financial Assistance	Word-Of-Mouth; Brochures/Flyers; Digital Media	Registration System; User Surveys
306	Natural Resources & Outdoor Education	Forest Fire Tag -	Ages 5-and up	All Genders	Leader Directed	Group						X		X	Financial Assistance	Word-Of-Mouth; Brochures/Flyers; Digital Media	Registration System; User Surveys
307	Natural Resources & Outdoor Education	Monsters In The Creek -	Ages 5-and up	All Genders	Leader Directed	Group						X		X	Financial Assistance	Word-Of-Mouth; Brochures/Flyers; Digital Media	Registration System; User Surveys
308	Natural Resources & Outdoor Education	More Bees Please! -	Ages 5-and up	All Genders	Leader Directed	Group						X		X	Financial Assistance	Word-Of-Mouth; Brochures/Flyers; Digital Media	Registration System; User Surveys
309	Natural Resources & Outdoor Education	Night Hike at Lewis Creek Park -	Ages 5-and up	All Genders	Leader Directed	Group					X	X		X	Financial Assistance	Word-Of-Mouth; Brochures/Flyers; Digital Media	Registration System; User Surveys
310	Natural Resources & Outdoor Education	Radical Resident Reptiles -	Ages 5-and up	All Genders	Leader Directed	Group						X		X	Financial Assistance	Word-Of-Mouth; Brochures/Flyers; Digital Media	Registration System; User Surveys
311	Natural Resources & Outdoor Education	Tricky Crafty Camouflage -	Ages 5-and up	All Genders	Leader Directed	Group						X		X	Financial Assistance	Word-Of-Mouth; Brochures/Flyers; Digital Media	Registration System; User Surveys
312	Natural Resources & Outdoor Education	Canoe Mercer Slough -	Ages 5-and up	All Genders	Leader Directed	Group					X	X			Financial Assistance	Word-Of-Mouth; Brochures/Flyers; Digital Media	Registration System; User Surveys
313	Natural Resources & Outdoor Education	Ranger Programs at Mercer Slough - Perfect Pollinators	Ages 5-and up	All Genders	Leader Directed	Group						X		X	Financial Assistance	Word-Of-Mouth; Brochures/Flyers; Digital Media	Registration System; User Surveys
314	Natural Resources & Outdoor Education	Ranger Programs at Mercer Slough - Who Let the Bugs Out?	Ages 5-and up	All Genders	Leader Directed	Group						X		X	Financial Assistance	Word-Of-Mouth; Brochures/Flyers; Digital Media	Registration System; User Surveys
315	Natural Resources & Outdoor Education	Ranger-Led Hike at Mercer Slough Nature Park -	All Ages	All Genders	Leader Directed	Group					X	X		X	Financial Assistance	Word-Of-Mouth; Brochures/Flyers; Digital Media	Registration System; User Surveys
316	Natural Resources & Outdoor Education	Evening Walk and Talk - Local Wildlife	All Ages	All Genders	Leader Directed	Group					X	X		X	Financial Assistance	Word-Of-Mouth; Brochures/Flyers; Digital Media	Registration System; User Surveys
317	Natural Resources & Outdoor Education	Ranger Walk at the Lake Hills Greenbelt -	All Ages	All Genders	Leader Directed	Group					X	X		X	Financial Assistance	Word-Of-Mouth; Brochures/Flyers; Digital Media	Registration System; User Surveys
318	Natural Resources & Outdoor Education	Ranger-led Hike at Coal Creek -	All Ages	All Genders	Leader Directed	Group					X	X		X	Financial Assistance	Word-Of-Mouth; Brochures/Flyers; Digital Media	Registration System; User Surveys
319	Natural Resources & Outdoor Education	Ranger-led Hike at Lakemont Community Park -	All Ages	All Genders	Leader Directed	Group					X	X		X	Financial Assistance	Word-Of-Mouth; Brochures/Flyers; Digital Media	Registration System; User Surveys
320	Natural Resources & Outdoor Education	Ranger-led Hike at Lakemont Highlands Open Space -	All Ages	All Genders	Leader Directed	Group					X	X		X	Financial Assistance	Word-Of-Mouth; Brochures/Flyers; Digital Media	Registration System; User Surveys
321	Natural Resources & Outdoor Education	Ranger-led Hike at Lewis Creek Park -	All Ages	All Genders	Leader Directed	Group					X	X		X	Financial Assistance	Word-Of-Mouth; Brochures/Flyers; Digital Media	Registration System; User Surveys
322	Natural Resources & Outdoor Education	World Migratory Bird Day -	All Ages	All Genders	Leader Directed	Group	X				X	X		X	Financial Assistance	Word-Of-Mouth; Brochures/Flyers; Digital Media	Registration System; User Surveys
323	Volunteering	Volunteer opportunities provide the community with the ability to become civically engaged. These programs are for people of all ages, and create space for social engagement, skills development, and on-the-job training.															
324	Volunteering	Counselor in Training-Bellevue Youth Theatre -	Ages 13-13	All Genders	Leader Directed	Group						X	X	X	Financial Assistance	Word-Of-Mouth; Brochures/Flyers; Digital Media	Registration System; User Surveys
325	Volunteering	Summer Teen Farm Volunteers -	Ages 14-18	All Genders	Leader Directed	Group					X	X		X	Financial Assistance	Word-Of-Mouth; Brochures/Flyers; Digital Media	Registration System; User Surveys
326	Volunteering	Counselor in Training Farm Discoveries -	Ages 15-18	All Genders	Leader Directed	Group					X	X		X	Financial Assistance	Word-Of-Mouth; Brochures/Flyers; Digital Media	Registration System; User Surveys
327	Volunteering	Counselor in Training: Kelsey Creek Camp Volunteer -	Ages 15-18	All Genders	Leader Directed	Group					X	X		X	Financial Assistance	Word-Of-Mouth; Brochures/Flyers; Digital Media	Registration System; User Surveys
328	Volunteering	Barn Lighting Special Event Volunteer -	Ages 15-and up	All Genders	Leader Directed	Group	X					X			Financial Assistance	Word-Of-Mouth; Brochures/Flyers; Digital Media	Registration System; User Surveys
329	Volunteering	Farm Fair Special Event Volunteers -	Ages 15-and up	All Genders	Leader Directed	Group	X					X			Financial Assistance	Word-Of-Mouth; Brochures/Flyers; Digital Media	Registration System; User Surveys
330	Volunteering	After School Teen Farm Volunteers -	Ages 12-18	All Genders	Leader Directed	Group					X	X			Financial Assistance	Word-Of-Mouth; Brochures/Flyers; Digital Media	Registration System; User Surveys
331	Volunteering	Saturday Morning Teen Farm Volunteers -	Ages 15-18	All Genders	Leader Directed	Group					X	X			Financial Assistance	Word-Of-Mouth; Brochures/Flyers; Digital Media	Registration System; User Surveys
332	Volunteering	Adult Farm Volunteers -	Ages 18-and up	All Genders	Leader Directed	Group					X	X			Financial Assistance	Word-Of-Mouth; Brochures/Flyers; Digital Media	Registration System; User Surveys
333	Volunteering	Gardening @ BBG - BSD Evergreen Transition Program	Ages 14-21	All Genders	Leader Directed	Group					X	X	X	X	Financial Assistance	Word-Of-Mouth; Brochures/Flyers; Digital Media	Registration System; User Surveys
334	Youth Enrichment	Youth enrichment programs provide a safe, welcoming, and enriching environment for young people to gain important life and social skills.															
335	Youth Enrichment	Madhubani Painting Workshop -	Ages 10-18	All Genders	Leader Directed	Group						X	X	X	Financial Assistance	Word-Of-Mouth; Brochures/Flyers; Digital Media	Registration System; User Surveys
336	Youth Enrichment	Teen Makerspace Workshop Series - Painting	Ages 12-18	All Genders	Leader Directed	Group						X	X	X	Financial Assistance	Word-Of-Mouth; Brochures/Flyers; Digital Media	Registration System; User Surveys
337	Youth Enrichment	Teen Makerspace Workshop Series - Sewing Repair	Ages 12-18	All Genders	Leader Directed	Group						X	X	X	Financial Assistance	Word-Of-Mouth; Brochures/Flyers; Digital Media	Registration System; User Surveys
338	Youth Enrichment	Teen Makerspace Workshop Series - Sticker Making	Ages 12-18	All Genders	Leader Directed	Group						X	X	X	Financial Assistance	Word-Of-Mouth; Brochures/Flyers; Digital Media	Registration System; User Surveys

	A	B	E	F	G	H	I	J	K	L	M	N	O	P	Q	R	S
1																	
2	Category	Program/Objectives	Ages	Gender	Program Delivery	Format	Special Event	Beginner	Intermediate	Advanced	Physical	Social	Creative	Intellectual	Outreach to Diverse & Underserved Population	Program Promotion	Data Collection
339	Youth Enrichment	Teen Makerspace Workshop Series - Card Making	Ages 12-18	All Genders	Leader Directed	Group					X	X	X		Financial Assistance	Word-Of-Mouth; Brochures/Flyers; Digital Media	Registration System; User Surveys
340	Youth Enrichment	Teen Makerspace Workshop Series - Intro to Crochet	Ages 12-18	All Genders	Leader Directed	Group					X	X	X		Financial Assistance	Word-Of-Mouth; Brochures/Flyers; Digital Media	Registration System; User Surveys
341	Youth Enrichment	Teen Makerspace Workshop Series - Let's make GOO!	Ages 12-18	All Genders	Leader Directed	Group					X	X	X		Financial Assistance	Word-Of-Mouth; Brochures/Flyers; Digital Media	Registration System; User Surveys
342	Youth Enrichment	Teen Makerspace Workshop Series - Origami for Beginners	Ages 12-18	All Genders	Leader Directed	Group					X	X	X		Financial Assistance	Word-Of-Mouth; Brochures/Flyers; Digital Media	Registration System; User Surveys
343	Youth Enrichment	Teen Makerspace Workshop Series - Candle Making	Ages 12-18	All Genders	Leader Directed	Group					X	X	X		Financial Assistance	Word-Of-Mouth; Brochures/Flyers; Digital Media	Registration System; User Surveys
344	Youth Enrichment	Pool School Workshop -	Ages 12-and up	All Genders	Leader Directed	Group					X	X			Financial Assistance	Word-Of-Mouth; Brochures/Flyers; Digital Media	Registration System; User Surveys
345	Youth Enrichment	Staffed Belay Session -	Ages 6-and up	All Genders	Leader Directed	Group		X		X	X	X			Financial Assistance	Word-Of-Mouth; Brochures/Flyers; Digital Media	Registration System; User Surveys
346	Youth Enrichment	Intro to Climbing -	Ages 6-and up	All Genders	Leader Directed	Group		X			X	X			Financial Assistance	Word-Of-Mouth; Brochures/Flyers; Digital Media	Registration System; User Surveys
347	Youth, Adult & Family Sports	Youth, adult, and family sports emphasize physical skills related to the activity, teamwork, fair play, and sportsmanship for people of all ages and abilities. These programs support healthy lifestyle habits, fitness and exercise, and social-emotional skills development.															
348	Youth, Adult & Family Sports	Lake to Lake Bike Ride -	Ages 0-8	All Genders	Self Directed	Group	X				X	X			Financial Assistance	Word-Of-Mouth; Brochures/Flyers; Digital Media	Registration System; User Surveys
349	Youth, Adult & Family Sports	Adult Basketball Leagues - Women's Pick Up Basketball	Ages 18-and up	Women	Leader Directed	Group					X	X			Financial Assistance	Word-Of-Mouth; Brochures/Flyers; Digital Media	Registration System; User Surveys
350	Youth, Adult & Family Sports	Adult Basketball Leagues - Coed League	Ages 18-and up	All Genders	Leader Directed	Group					X	X			Financial Assistance	Word-Of-Mouth; Brochures/Flyers; Digital Media	Registration System; User Surveys
351	Youth, Adult & Family Sports	Adult Basketball Leagues - Men's League	Ages 18-and up	Men	Leader Directed	Group					X	X			Financial Assistance	Word-Of-Mouth; Brochures/Flyers; Digital Media	Registration System; User Surveys
352	Youth, Adult & Family Sports	Adult Pick Up Pickleball -	Ages 18-and up	All Genders	Leader Directed	Group					X	X			Financial Assistance	Word-Of-Mouth; Brochures/Flyers; Digital Media	Registration System; User Surveys
353	Youth, Adult & Family Sports	Adult Volleyball Leagues - Spring Volleyball League A	Ages 18-and up	All Genders	Leader Directed	Group					X	X			Financial Assistance	Word-Of-Mouth; Brochures/Flyers; Digital Media	Registration System; User Surveys
354	Youth, Adult & Family Sports	Adult Volleyball Leagues - Spring Volleyball League B	Ages 18-and up	All Genders	Leader Directed	Group					X	X			Financial Assistance	Word-Of-Mouth; Brochures/Flyers; Digital Media	Registration System; User Surveys
355	Youth, Adult & Family Sports	Adult Volleyball Leagues - Spring Volleyball League BB	Ages 18-and up	All Genders	Leader Directed	Group					X	X			Financial Assistance	Word-Of-Mouth; Brochures/Flyers; Digital Media	Registration System; User Surveys
356	Youth, Adult & Family Sports	Adult Volleyball Leagues - Spring Women's Volleyball 2024	Ages 18-and up	Women	Leader Directed	Group					X	X			Financial Assistance	Word-Of-Mouth; Brochures/Flyers; Digital Media	Registration System; User Surveys
357	Youth, Adult & Family Sports	SBCC Badminton - Adult Beginner Badminton	Ages 18-and up	All Genders	Leader Directed	Group					X	X			Financial Assistance	Word-Of-Mouth; Brochures/Flyers; Digital Media	Registration System; User Surveys
358	Youth, Adult & Family Sports	SBCC Badminton - Badminton Clinic	Ages 18-and up	All Genders	Leader Directed	Group					X	X			Financial Assistance	Word-Of-Mouth; Brochures/Flyers; Digital Media	Registration System; User Surveys
359	Youth, Adult & Family Sports	Adult Beginner Pickleball - Adult Beginner Pickleball	Ages 18-and up	All Genders	Leader Directed	Group					X	X			Financial Assistance	Word-Of-Mouth; Brochures/Flyers; Digital Media	Registration System; User Surveys
360	Youth, Adult & Family Sports	Pickleball Clinic - Pickleball Clinic	Ages 18-and up	All Genders	Leader Directed	Group					X	X			Financial Assistance	Word-Of-Mouth; Brochures/Flyers; Digital Media	Registration System; User Surveys
361	Youth, Adult & Family Sports	Pickleball Skills & Drills - Pickleball Skills & Drills	Ages 18-and up	All Genders	Leader Directed	Group					X	X			Financial Assistance	Word-Of-Mouth; Brochures/Flyers; Digital Media	Registration System; User Surveys
362	Youth, Adult & Family Sports	Beginner Pickleball Clinic for Adults -	Ages 18-and up	All Genders	Leader Directed	Group					X	X			Financial Assistance	Word-Of-Mouth; Brochures/Flyers; Digital Media	Registration System; User Surveys
363	Youth, Adult & Family Sports	Pre-Season Basketball Clinics -	Ages 5-6	All Genders	Leader Directed	Group					X	X			Financial Assistance	Word-Of-Mouth; Brochures/Flyers; Digital Media	Registration System; User Surveys
364	Youth, Adult & Family Sports	Skate Clinics -	Ages 5-and up	All Genders	Leader Directed	Group					X	X			Financial Assistance	Word-Of-Mouth; Brochures/Flyers; Digital Media	Registration System; User Surveys
365	Youth, Adult & Family Sports	Gymnastics - Jet's Gymnastics Express Spring Class	Ages 6-12	All Genders	Leader Directed	Group					X	X			Financial Assistance	Word-Of-Mouth; Brochures/Flyers; Digital Media	Registration System; User Surveys
366	Youth, Adult & Family Sports	Running - Cross Country -	Ages 6-13	All Genders	Leader Directed	Group					X	X			Financial Assistance	Word-Of-Mouth; Brochures/Flyers; Digital Media	Registration System; User Surveys
367	Youth, Adult & Family Sports	Track & Field -	Ages 6-13	All Genders	Leader Directed	Group					X	X			Financial Assistance	Word-Of-Mouth; Brochures/Flyers; Digital Media	Registration System; User Surveys
368	Youth, Adult & Family Sports	Youth Soccer Clinics -	Ages 7-10	All Genders	Leader Directed	Group					X	X			Financial Assistance	Word-Of-Mouth; Brochures/Flyers; Digital Media	Registration System; User Surveys
369	Youth, Adult & Family Sports	Flag Football -	Ages 7-13	All Genders	Leader Directed	Group					X	X			Financial Assistance	Word-Of-Mouth; Brochures/Flyers; Digital Media	Registration System; User Surveys
370	Youth, Adult & Family Sports	Multi-Sport -	Ages 7-13	All Genders	Leader Directed	Group					X	X			Financial Assistance	Word-Of-Mouth; Brochures/Flyers; Digital Media	Registration System; User Surveys
371	Youth, Adult & Family Sports	Soccer League -	Ages 7-9	All Genders	Leader Directed	Group					X	X			Financial Assistance	Word-Of-Mouth; Brochures/Flyers; Digital Media	Registration System; User Surveys
372	Youth, Adult & Family Sports	Tennis Mini-Clinics - Teen Instructional Clinic	Ages 14-17	All Genders	Leader Directed	Group		X	X	X	X	X			Financial Assistance	Word-Of-Mouth; Brochures/Flyers; Digital Media	Registration System; User Surveys
373	Youth, Adult & Family Sports	Youth Tennis - Teen	Ages 15-18	All Genders	Leader Directed	Group		X	X	X	X	X			Financial Assistance	Word-Of-Mouth; Brochures/Flyers; Digital Media	Registration System; User Surveys
374	Youth, Adult & Family Sports	Adult Tennis - Advanced	Ages 18-and up	All Genders	Leader Directed	Group				X	X	X			Financial Assistance	Word-Of-Mouth; Brochures/Flyers; Digital Media	Registration System; User Surveys
375	Youth, Adult & Family Sports	Adult Tennis - Intermediate	Ages 18-and up	All Genders	Leader Directed	Group			X		X	X			Financial Assistance	Word-Of-Mouth; Brochures/Flyers; Digital Media	Registration System; User Surveys
376	Youth, Adult & Family Sports	Adult Tennis - Advanced Beginning	Ages 18-and up	All Genders	Leader Directed	Group		X	X		X	X			Financial Assistance	Word-Of-Mouth; Brochures/Flyers; Digital Media	Registration System; User Surveys
377	Youth, Adult & Family Sports	Adult Tennis - Beginning	Ages 18-and up	All Genders	Leader Directed	Group		X			X	X			Financial Assistance	Word-Of-Mouth; Brochures/Flyers; Digital Media	Registration System; User Surveys
378	Youth, Adult & Family Sports	Tennis Mini-Clinics - Little Lobbers Instructional Clinic	Ages 4-6	All Genders	Leader Directed	Group		X			X	X			Financial Assistance	Word-Of-Mouth; Brochures/Flyers; Digital Media	Registration System; User Surveys
379	Youth, Adult & Family Sports	Youth Tennis - Little Lobbers	Ages 4-6	All Genders	Leader Directed	Group		X			X	X			Financial Assistance	Word-Of-Mouth; Brochures/Flyers; Digital Media	Registration System; User Surveys
380	Youth, Adult & Family Sports	Youth Tennis - Advanced Beginning	Ages 7-10	All Genders	Leader Directed	Group		X	X		X	X			Financial Assistance	Word-Of-Mouth; Brochures/Flyers; Digital Media	Registration System; User Surveys
381	Youth, Adult & Family Sports	Youth Tennis - Beginning	Ages 7-10	All Genders	Leader Directed	Group		X			X	X			Financial Assistance	Word-Of-Mouth; Brochures/Flyers; Digital Media	Registration System; User Surveys
382	Youth, Adult & Family Sports	Tennis Mini-Clinics - Youth Mini Clinic	Ages 7-13	All Genders	Leader Directed	Group		X	X	X	X	X			Financial Assistance	Word-Of-Mouth; Brochures/Flyers; Digital Media	Registration System; User Surveys
383	Youth, Adult & Family Sports	Youth Tennis - Intermediate	Ages 7-14	All Genders	Leader Directed	Group			X		X	X			Financial Assistance	Word-Of-Mouth; Brochures/Flyers; Digital Media	Registration System; User Surveys
384	Youth, Adult & Family Sports	Junior Tennis Teams - Elite Team	Ages 7-18	All Genders	Leader Directed	Group				X	X	X			Financial Assistance	Word-Of-Mouth; Brochures/Flyers; Digital Media	Registration System; User Surveys
385	Youth, Adult & Family Sports	Junior Tennis Teams - Tournament Team	Ages 7-18	All Genders	Leader Directed	Group				X	X	X			Financial Assistance	Word-Of-Mouth; Brochures/Flyers; Digital Media	Registration System; User Surveys
386	Youth, Adult & Family Sports	Junior Tennis Teams - Team 1	Ages 7-18	All Genders	Leader Directed	Group			X		X	X			Financial Assistance	Word-Of-Mouth; Brochures/Flyers; Digital Media	Registration System; User Surveys
387	Youth, Adult & Family Sports	Junior Tennis Teams - Team 2	Ages 7-18	All Genders	Leader Directed	Group			X		X	X			Financial Assistance	Word-Of-Mouth; Brochures/Flyers; Digital Media	Registration System; User Surveys
388	Youth, Adult & Family Sports	Junior Tennis Teams - Prep Team	Ages 7-18	All Genders	Leader Directed	Group		X			X	X			Financial Assistance	Word-Of-Mouth; Brochures/Flyers; Digital Media	Registration System; User Surveys

## APPENDIX VI

### Evaluation Forms



# City of Bellevue Recreation User Survey (standard)

This survey should take approximately 5 minutes to complete. Please answer these questions based on your experiences in the past three months. If you have participated in several programs, please rate the one noted in your email invitation.

1. Please tell us where the program you are rating was held. (See your survey invitation email for more information.)

Other (please specify)

2. My overall satisfaction with this course/activity was

- ☐ Excellent
- ☐ Good
- ☐ Fair
- ☐ Poor
- ☐ Don't Know

3. How likely is it that you would recommend Bellevue Parks and Community Services programs to a friend or colleague?

Not at all likely

Extremely likely

0	1	2	3	4	5	6	7	8	9	10
---	---	---	---	---	---	---	---	---	---	----

4. Did you participate in this program from your home via the Internet?

- ☐ Yes
- ☐ No

5. Did you experience any technical problems while participating in this program?

☐ Yes

☐ No

If yes, please explain.

6. How would you rate your experience participating in this program online?

☐ Excellent

☐ Good

☐ Fair

☐ Poor

☐ Don't Know

7. Were there any moments when you felt frustrated?

☐ Yes

☐ No

If yes, what frustrated you?

8. Would you participate in a program via the Internet in the future?

☐ Yes

☐ No

☐ Maybe

☐ Don't Know

☐ Other (please specify)

9. The appearance of the facility/site was

- ☐ Excellent
- ☐ Good
- ☐ Fair
- ☐ Poor
- ☐ Don't Know

10. The safety of the facility/site was

- ☐ Excellent
- ☐ Good
- ☐ Fair
- ☐ Poor
- ☐ Don't Know

The next several questions will ask you about your experience with summer day camps. Your feedback will help us as we plan future camps and activities.

11. Registration for 2021 summer day camps began later than in previous years. How did this meet your needs?

- ☐ This provided me with enough time to register for summer day camps.
- ☐ This provided me with enough time to register for summer day camps, but I would have preferred more time.
- ☐ I needed more time to register for summer day camps, and the late registration period presented a hardship to my family.
- ☐ I was unable to register for the day camps I wanted to because registration began too late.
- ☐ Other (please specify)

12. When do you typically start planning your summer day camp schedule?

- ☐ January    ☐ February    ☐ March    ☐ April    ☐ May    ☐ June    ☐ July    ☐ August
- ☐ Other (please specify)



13. Please rate your satisfaction with the following.

	Very satisfied	Satisfied	Neither satisfied or dissatisfied	Dissatisfied	Very dissatisfied
Timeliness of information provided prior to camp	<input type="radio"/>	<input type="radio"/>	<input type="radio"/>	<input type="radio"/>	<input type="radio"/>
Comments	<input type="text"/>				
Completeness of information provided prior to camp	<input type="radio"/>	<input type="radio"/>	<input type="radio"/>	<input type="radio"/>	<input type="radio"/>
Comments	<input type="text"/>				
Convenience of completing day camp forms and documents	<input type="radio"/>	<input type="radio"/>	<input type="radio"/>	<input type="radio"/>	<input type="radio"/>
Comments	<input type="text"/>				
Day-of-camp health checks	<input type="radio"/>	<input type="radio"/>	<input type="radio"/>	<input type="radio"/>	<input type="radio"/>
Comments	<input type="text"/>				
Overall day-of-camp check- in process	<input type="radio"/>	<input type="radio"/>	<input type="radio"/>	<input type="radio"/>	<input type="radio"/>
Comments	<input type="text"/>				
Number of campers in each group	<input type="radio"/>	<input type="radio"/>	<input type="radio"/>	<input type="radio"/>	<input type="radio"/>
Comments	<input type="text"/>				
Camp health safety policies and procedures	<input type="radio"/>	<input type="radio"/>	<input type="radio"/>	<input type="radio"/>	<input type="radio"/>
Comments	<input type="text"/>				

14. How satisfied were you with the overall mix of summer day camps?

- ☐ Very Satisfied
- ☐ Satisfied
- ☐ Neither Satisfied or Dissatisfied
- ☐ Dissatisfied
- ☐ Very Dissatisfied

Comments

15. Are there any camps we did not offer that you would like us to consider in future years? If so, please describe.

16. Are there any camps we offered that you wish we offered more of? If so, please describe.

17. Do you have any general comments regarding summer day camps?

18. The quality of the instructor/coach was

- ☐ Excellent
- ☐ Good
- ☐ Fair
- ☐ Poor
- ☐ Don't Know

19. How would you rate our overall level of customer service?

- ☐ Excellent
- ☐ Good
- ☐ Fair
- ☐ Poor
- ☐ Don't Know

20. Where did you hear about this course/activity? (Check all that apply)

- ☐ "Connections" program brochure
- ☐ Internet
- ☐ Newspaper
- ☐ Telephone
- ☐ eNewsletter
- ☐ Social Media
- ☐ Sign/Banner
- ☐ CampFair
- ☐ Magazine or Newspaper Advertisement
- ☐ Promotional Flyer
- ☐ Community Center
- ☐ Friend
- ☐ [register.bellevuewa.gov](http://register.bellevuewa.gov)
- ☐ Other (please specify)

21. Why did you choose to register with Bellevue Parks & Community Services? (Choose all that apply)

☐ Affordability

☐ Quality of instructor

☐ Accessibility

☐ Enhances my overall health and well-being

☐ Provides good value for the dollar

☐ Increases physical fitness

☐ Availability of scholarships

☐ Provides a caring and safe environment

Other (please specify)

22. Please share any additional comments you may have about the program you are rating, and/or your experiences with Bellevue Parks & Community Services.

23. Are you a Bellevue resident?

☐ Yes

☐ No

24. [OPTIONAL] May we contact you about your responses? If yes, please provide your email address.



## Community Demographic Information Questions (OPTIONAL)

We are committed to engaging all of Bellevue's diverse communities. Please fill out the following optional demographic information to help us learn how we can improve our outreach.

### 1. What neighborhood area do you live in?

- ☐ BelRed
- ☐ Bridle Trails
- ☐ Crossroads
- ☐ Cougar Mountain/Lakemont
- ☐ Downtown
- ☐ Eastgate
- ☐ Factoria
- ☐ Lake Hills
- ☐ Northeast Bellevue
- ☐ Newport
- ☐ Northwest Bellevue
- ☐ Somerset
- ☐ West Bellevue
- ☐ West Lake Sammamish
- ☐ Wilburton
- ☐ Woodridge
- ☐ I do not live in Bellevue, but work in Bellevue
- ☐ I do not live or work in Bellevue
- ☐ I do not know what neighborhood area I live in
- ☐ Prefer not to answer

### 2. What is your age?

- ☐ Under 18
- ☐ 18-44 years old
- ☐ 45-64 years old
- ☐ 65 or older
- ☐ Prefer not to answer



3. Do you have a disability?

- ☐ Yes
- ☐ No
- ☐ Prefer not to answer

4. What is your race/ethnicity? (Choose all that apply)

- ☐ American Indian or Alaskan Native
- ☐ Asian
- ☐ Black/African American
- ☐ Hispanic, Latino or Spanish origin
- ☐ Native Hawaiian or Pacific Islander
- ☐ White
- ☐ Two or More Races
- ☐ Not Listed (Please specify)

- ☐ Prefer not to answer

5. Languages spoken at home (choose all that apply)

- ☐ American Sign Language (ASL)
- ☐ Chinese - Cantonese
- ☐ Chinese - Mandarin
- ☐ English
- ☐ French
- ☐ German
- ☐ Hindi
- ☐ Japanese
- ☐ Korean
- ☐ Russian
- ☐ Spanish
- ☐ Tamil
- ☐ Tegulu
- ☐ Urdu
- ☐ Vietnamese
- ☐ Not Listed (Please specify)

- ☐ Prefer not to answer

6. Do you own or rent your current address?

- ☐ Rent
- ☐ Own
- ☐ Living with parents/grandparents/guardian/family
- ☐ Living with friends
- ☐ Currently without housing
- ☐ Not listed (Please specify)

- ☐ Prefer not to answer

7. What type of housing do you live in?

- ☐ Single-Family House
- ☐ Apartment, Condominium or Townhome
- ☐ Currently without housing
- ☐ Not Listed (Please specify)

- ☐ Prefer not to answer

8. Gender identity (choose all that apply)

- ☐ Female
- ☐ Gender Neutral
- ☐ Intersex
- ☐ Male
- ☐ Queer
- ☐ Trans
- ☐ Not Listed (Please specify)

- ☐ Prefer not to answer

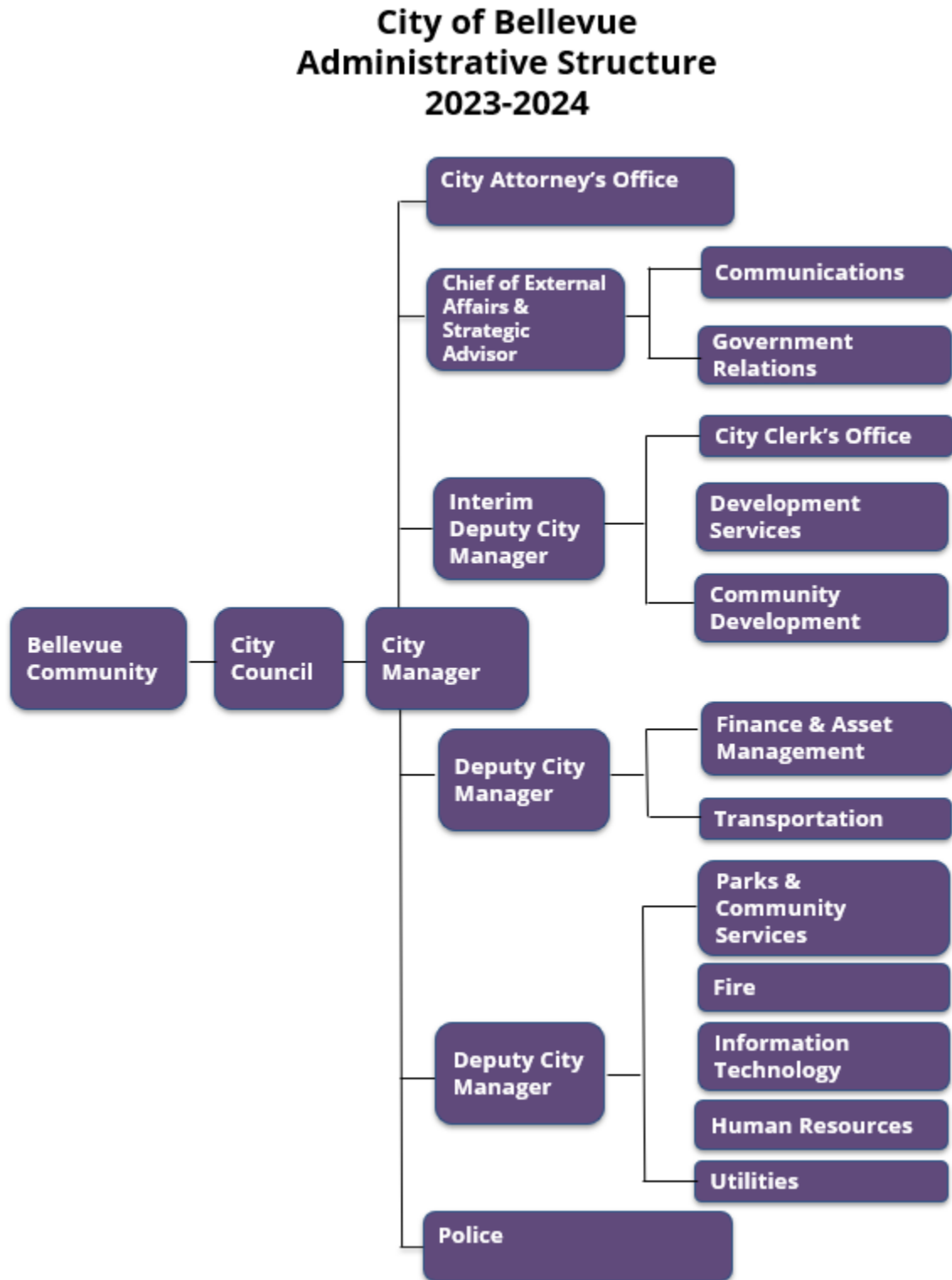
9. Please choose the sexual orientation you consider yourself to be

- ☐ Asexual
- ☐ Bisexual
- ☐ Gay
- ☐ Lesbian
- ☐ Queer
- ☐ Straight
- ☐ Two or More of the Above Choices
- ☐ Not Listed
- ☐ Prefer not to answer

## APPENDIX VII

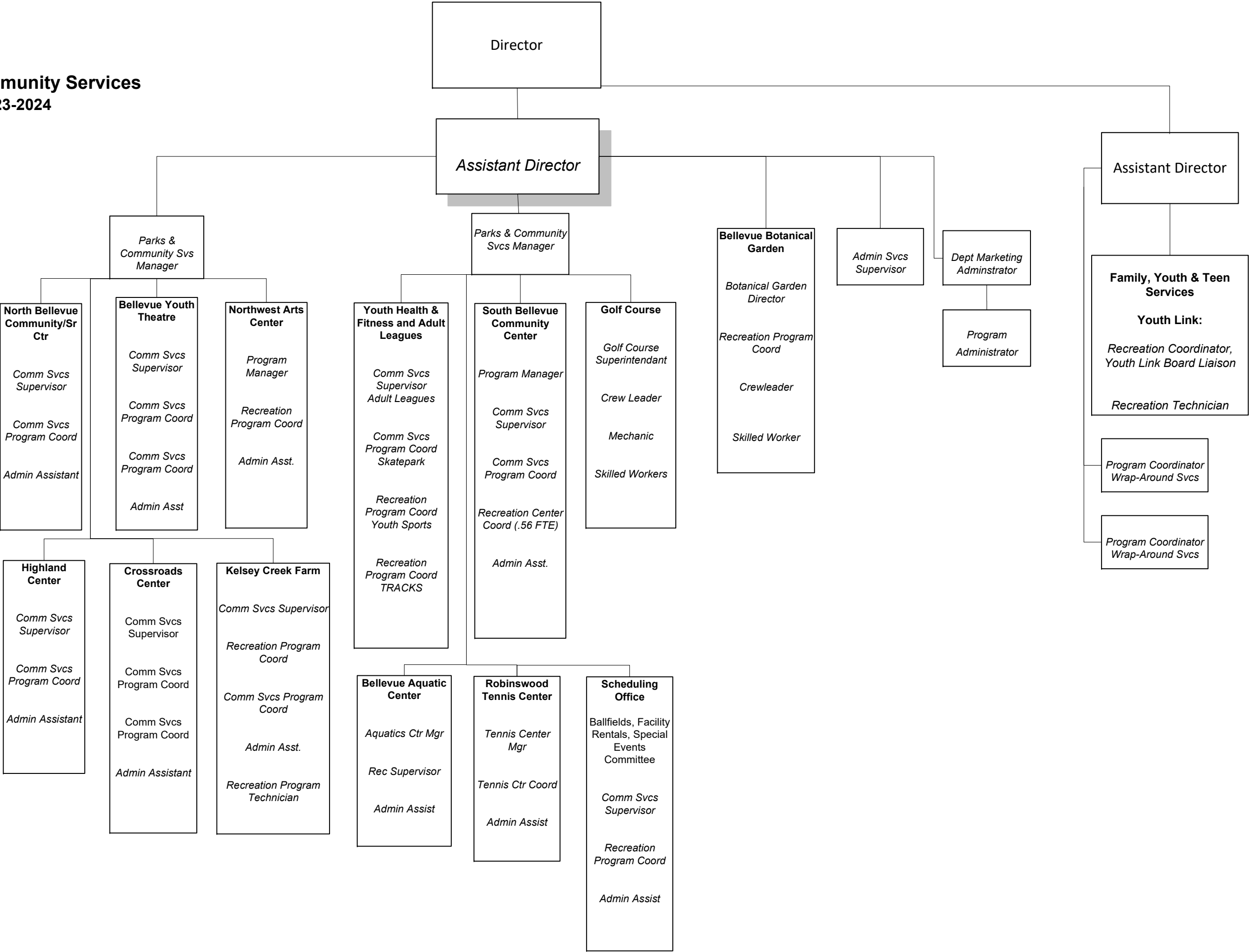
### Organizational Charts

**Figure 1-1** City of Bellevue Hierarchical Organizational Chart





Parks & Community Services  
2023-2024



## APPENDIX VIII

### Participant and Spectator Code of Conduct



## **Bellevue Parks & Community Services Department**

### **CODE OF CONDUCT**

The City of Bellevue Parks & Community Services Department promotes an atmosphere of harmony and understanding at our facilities, programs and events and requests participants and spectators observe a code of conduct. The following Bellevue Parks & Community Services Department Code of Conduct has been established in accordance with City of Bellevue Parks & Recreation Facilities Code Chapter 3.43, and does not supersede any provisions of that Code. Violation of the Code of Conduct may result in temporary removal from the activity or program and/or expulsion from the facility under BCC 3.43.320.

#### **CODE OF CONDUCT:**

##### ***RESPECT EVERYONE***

- Respect the rights and privileges of all persons always.
- Refrain from conduct that disrupts or obstructs any program, event or class. This includes rudeness to others and argumentative behavior.
- Comply with any rules of the programs, event or class and the rules of the facility where the program, event or class is being instructed.
- Refrain from any abusive, harassing and/or obscene behavior including language and/or gestures.
- Smoking/vaping is not permitted at any indoor facility or within 25 feet of an opening to a building.

##### ***BE SAFE***

- Refrain from any behavior which in the judgment of any staff, instructor, or facilitator, threatens or causes injury to other participants and/or staff.
- Selling, possession or use of illegal drugs or unauthorized alcohol is not allowed.
- Weapons of any type aren't allowed in the facility except as authorized by law.
- Animals are not permitted in buildings except for service animals and/or have been preapproved by management.

##### ***RESPECT FACILITIES/PROPERTY***

- Destruction or damage, to a City of Bellevue facility, City property, or one of the City's facility partners or theft of any property is not acceptable. Anything that does not belong to you, should be left where it is unless you have been told by a staff person, instructor or facilitator to take it.
- Maintain low speeds in parking lots and park in a legal manner.

## APPENDIX IX

### Community Inventory

See Appendix A in the Parks and Open Space System Plan located on the following webpage [www.bellevuewa.gov/park-plan](http://www.bellevuewa.gov/park-plan)









Bellevue Parks &  
Community Services

[www.bellevuewa.gov](http://www.bellevuewa.gov)

**Endorsed by the Parks & Community Services Board | November 14, 2023**

Contact:

Ryan Walker, Senior Planner  
Parks & Community Services

P.O. Box 90012 | Bellevue, WA 98009-9012  
425-452-4280 | [rwalker@bellevuewa.gov](mailto:rwalker@bellevuewa.gov)