



South Bellevue Station

East Link Extension

Opening 2023

Construction alert

August, 2019

Changes coming to turn lanes on Bellevue Way SE

As early as Saturday, August 24, crews will begin restoration of northbound lanes and sidewalks on Bellevue Way SE. In order to safely complete this work, crews will eliminate the center turn lane between SE 30th St. and the South Bellevue Station site.

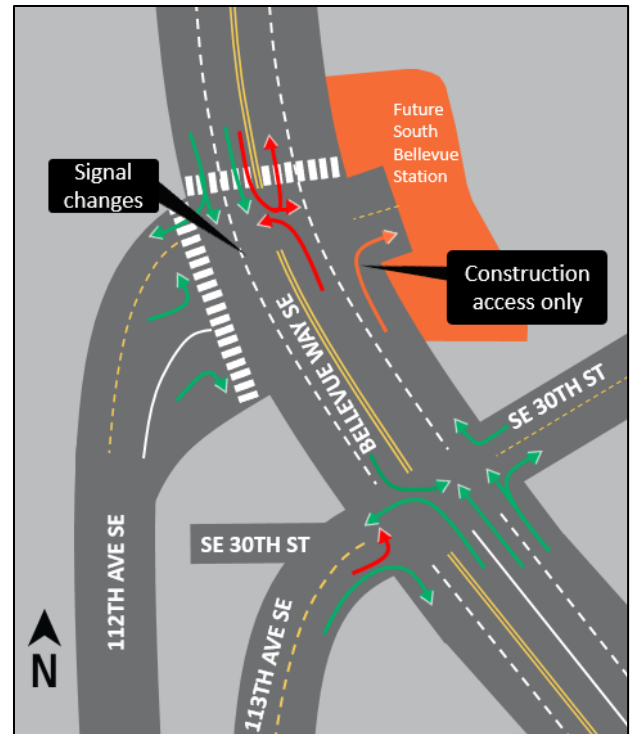
The changes will allow crews to maintain two lanes in each direction on Bellevue Way SE. During this shift, left turns and U-turns will not be allowed from Bellevue Way SE to 112th Ave SE (see maps to right and on back).

When

- › As early as, Saturday, August 24, through spring 2020

More

- › Drivers traveling northbound on Bellevue Way SE and wanting to access Enatai will need to turn left at SE 30th or continue north of the "Y" at 112th Ave SE and turn left onto 108th Ave SE
- › SE 30th to Bellevue Way SE will be right turn only
- › Drivers traveling southbound on Bellevue Way SE will no longer be able to perform a U-turn at 112th Ave SE
- › Residents living on Bellevue Way SE, between SE 30th and 112th Ave SE will only be able to make right turns in/out of their driveways
- › Parking for Mercer Slough Park users will be moved to designated spaces on SE 30th
- › Crews will minimize noise, dust and debris to the extent possible
- › Due to inclement weather or unforeseen issues, dates and times are subject to change



Map of new configuration

Contact us

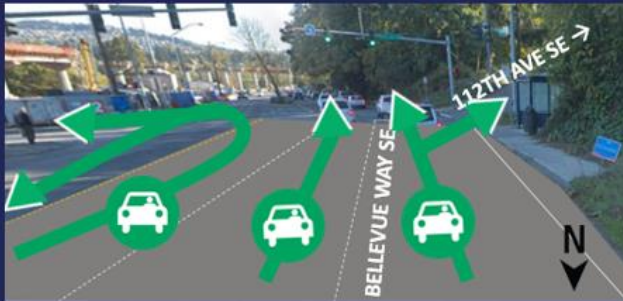
Outreach Specialist: Jason Hampton, jason.hampton@soundtransit.org or 206-903-7177
24-hour construction hotline: 888-298-2395

▶ **Get updates**
soundtransit.org/subscribe

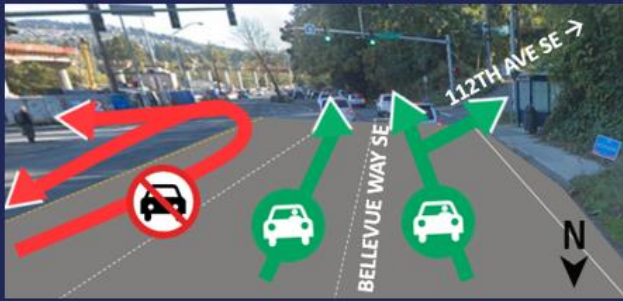
Map on back →

BELLEVUE WAY SE AND 112TH AVE SE INTERSECTION CHANGES

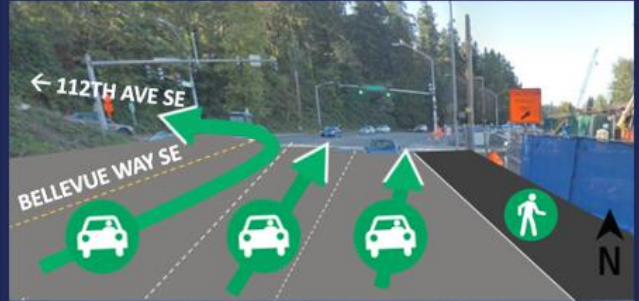
CURRENT CONFIGURATION SOUTHBOUND



FUTURE CONFIGURATION SOUTHBOUND



CURRENT CONFIGURATION NORTHBOUND



FUTURE CONFIGURATION NORTHBOUND



Project overview

East Link Extension is a key element of the regional mass transit system approved by voters in 2008. This 14-mile light rail line will benefit local communities and support regional growth with fast, frequent and reliable light rail service, connecting Seattle to the Eastside's biggest population and employment centers. The project builds on the Central Link light rail system running between Angle Lake and University of Washington. East Link is part of the new light rail extensions being built north, south and east from Seattle.

soundtransit.org/eastlink.

Information in other languages

For information about the project, call 1-800-823-9230.

Para información acerca del proyecto llame al: 1-800-823-9230.

如果您需要此信息翻譯成中文 請致電 1-800-823-9230.

프로젝트에 관한 정보는 다음으로 연락하십시오:

1-800-823-9230.

Звоните 1-800-823-9230, чтобы получить информацию о проекте.

Para sa mga proyektong impormasyon tumawag sa 1-800-823-9230.

Để biết thông tin về dự án xin gọi 1-800-823-9230.