


# **BELLEVUE POLICE DEPARTMENT**

# **OPERATIONS DIVISION**



## **MID-YEAR REPORT – 2002**

Jan Wyman






# Police Operations Division


MISSION: Providing a safe environment in partnership with the community  
KEY SERVICES: Crime Prevention, Order Maintenance, Crime Solution



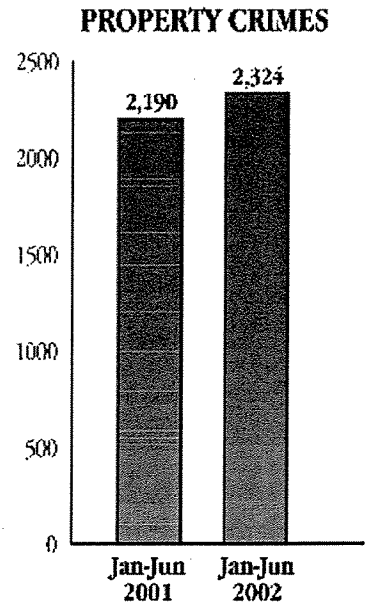
**UCR PART I  
INDEX CRIMES**  
Homicide, Sexual Assault, Robbery,  
Aggravated Assault, Burglary, Theft,  
Auto Theft, Arson



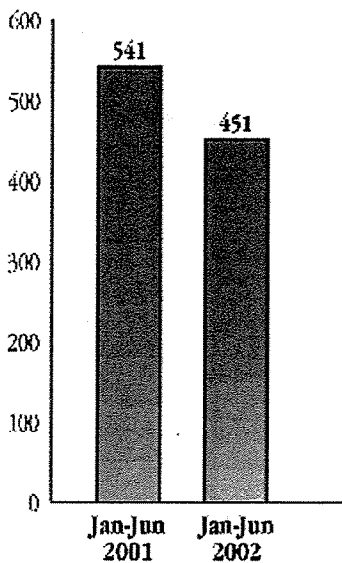
**UCR PART I  
VIOLENT CRIMES**  
Homicide, Sexual Assault, Robbery,  
Aggravated Assault



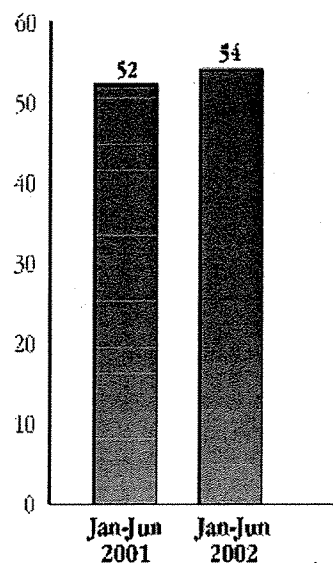
**UCR PART I  
PROPERTY CRIMES**  
Burglary, Theft, Auto Theft, Arson



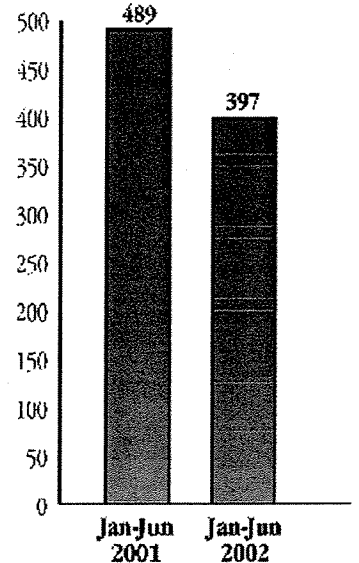
**INDEX CRIMES CLEARED**



**VIOLENT CRIMES CLEARED**



**PROPERTY CRIMES CLEARED**

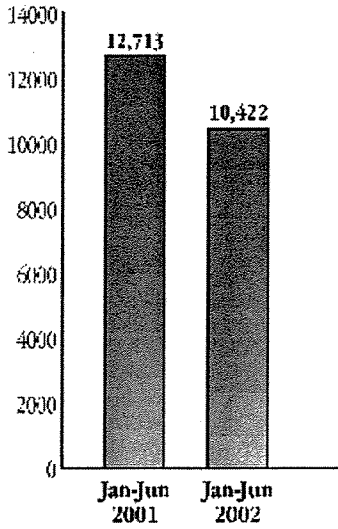




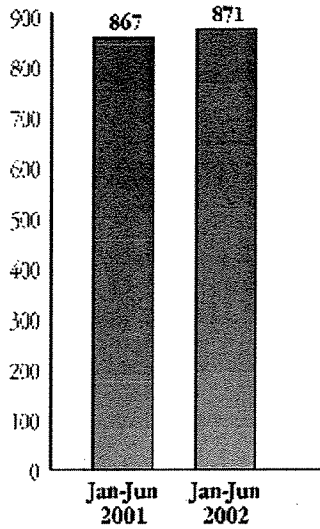
# Police Operations Division

MISSION: Providing a safe environment in partnership with the community  
 KEY SERVICES: Crime Prevention, Order Maintenance, Crime Solution

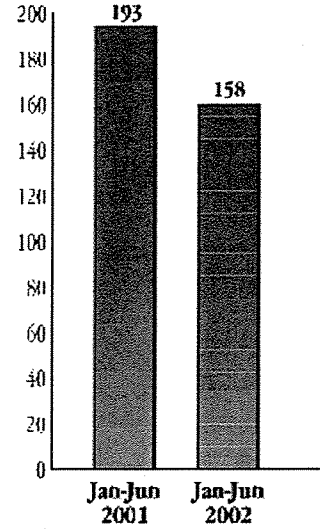
### CITATIONS



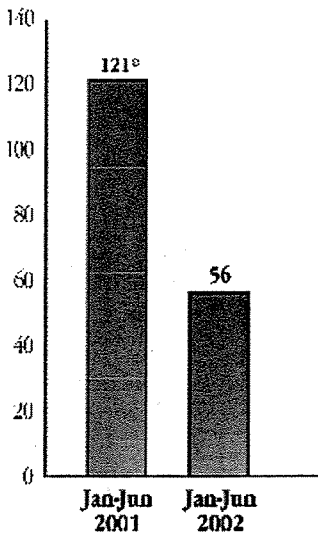
### ACCIDENTS



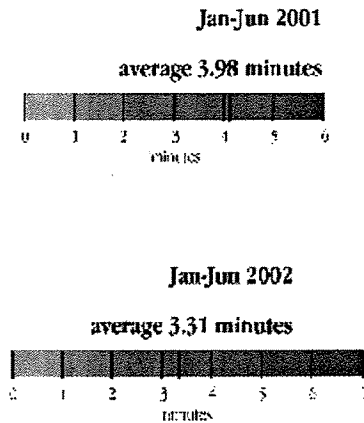
### DUI ARRESTS



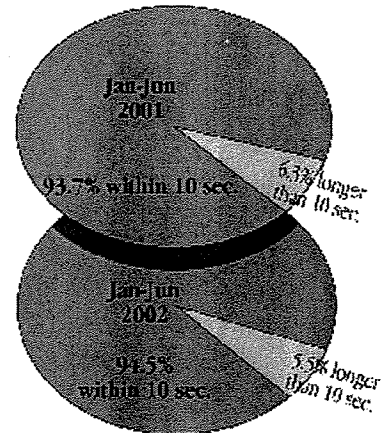
### NUMBER OF PRIORITY ONE (EMERGENCY) CALLS



### DISPATCH TO ARRIVAL PERCENT OF PRIORITY ONE (GOAL-100% Within 6 Minutes)



### PERCENT OF PRIORITY ONE CALLS ANSWERED BY 9-1-1 OPERATORS WITHIN 10 SECONDS



\* Reflects change in definition of "Priority 1" calls.




# Police Operations Division

MISSION: Providing a safe environment in partnership with the community  
 KEY SERVICES: Crime Prevention, Order Maintenance, Crime Solution




## VIOLENT CRIMES

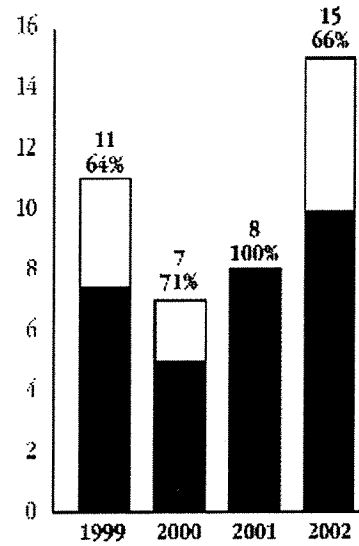
**EXAMPLE**



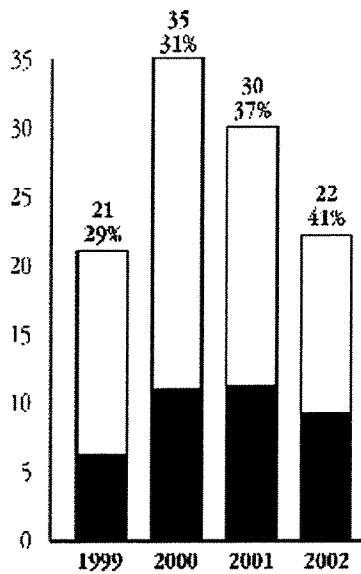
**HOMICIDE**



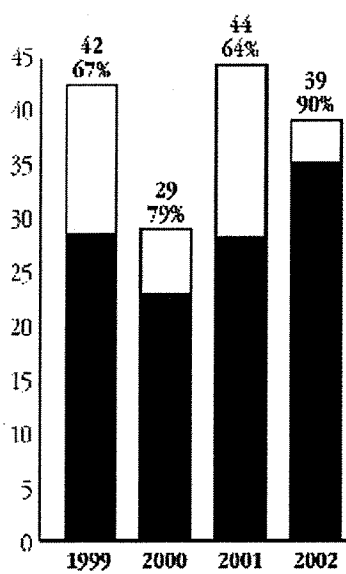
**RAPE**



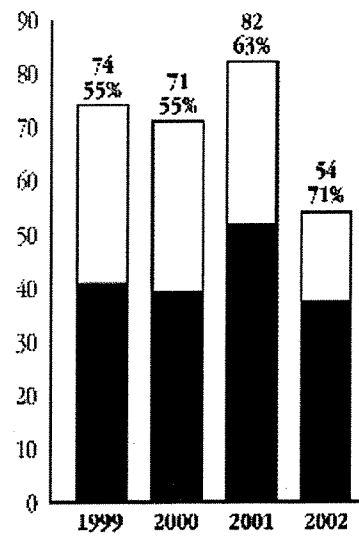
**ROBBERY**



**AGGR. ASSAULT**



**TOTAL VIOLENT CRIME**



Mid-Year 2002




# Police Operations Division

MISSION: Providing a safe environment in partnership with the community  
 KEY SERVICES: Crime Prevention, Order Maintenance, Crime Solution




## VIOLENT CRIMES

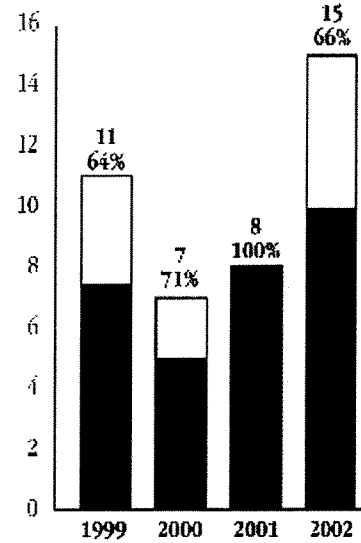
**EXAMPLE**



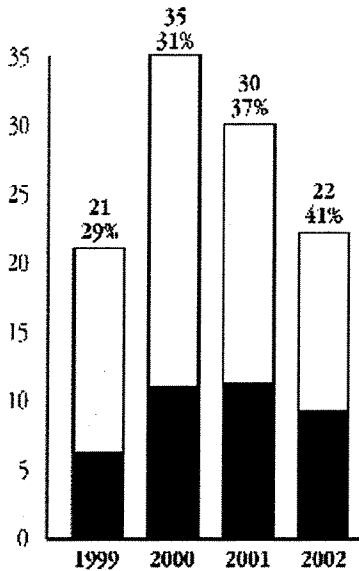
**HOMICIDE**



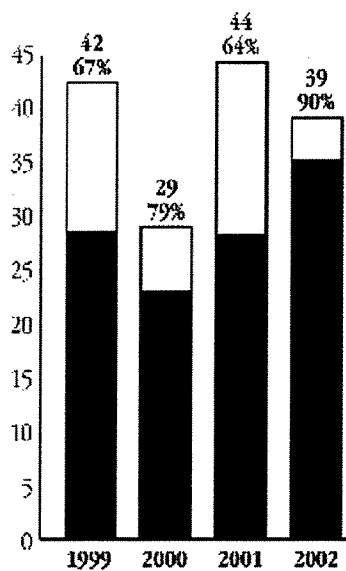
**RAPE**



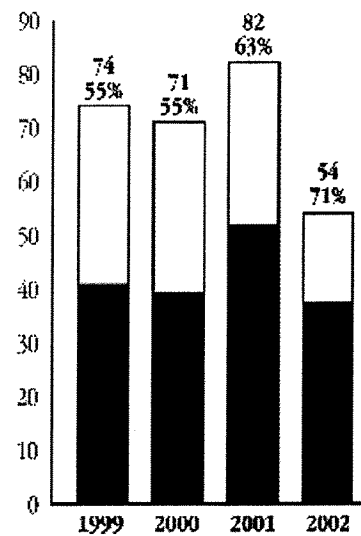
**ROBBERY**



**AGGR. ASSAULT**



**TOTAL VIOLENT CRIME**



Mid-Year 2002


## PATROL SECTION

2<sup>nd</sup> Quarter 2002

Mid-Year Report

Major Mike Pentony, Section Commander

Reports, Arrests, Contacts, Overtime	Final 2001	Thru 1st. Qtr	Thru 2nd Qtr	Thru 3rd Qtr	Thru 4th Qtr	2002 Target
Number of crime reports per patrol Officer	172.00	45.36	96.5			175
Number of crime reports taken by Patrol	11167.00	2722.00	5796			12,000
Number of Misdemeanor Arrests by Patrol	1919.00	516.00	1084			
Number of Felony Arrests by Patrol	506.00	138.00	260			
Number of Warrant Arrests by Patrol	960.00	190.00	353			
Number of FIR cards by Patrol	3675.00	880.00	1835			
Overtime Hrs. by Patrol	7774.67	1884.60	4095.3			
<b>Patrol Average Response Times in Minutes</b>						
Priority 1 calls	3.14	3.27	3.18			
Priority 2 calls	5.05	4.41	5.32			
Priority 3 calls	8.43	8.23	8.45			
Priority 4 calls	14.15	12.3	13.38			
Priority 5 calls	29.21	6.02	55.4			
Combined Average Response Time, Patrol Calls	12:12	7:00	17.23			



# TRAFFIC

## ACCIDENT/CITATION SUMMARY

June-02


	CITATIONS					
	Total	% Total	% Change Last year-June	Total YTD	Total %	Perc. Change Last Year - YTD
Enf-Traffic	962	60%	-39%	5566	62%	-32%
Enf-Patrol	638	40%	78%	3354	38%	36%
Enf-Total	1600		-17%	8920		-16%
Acc. Cites	122		9%	683		-4%
Acc. Other	0		0%	0		0%
Parking	116		-41%	819		-39%
Total Cites	1838		-17%	10422		-18%
DUI Arrests	22		-35%	158		-19%

	ACCIDENTS INVESTIGATED					
	Total	% Total	% Change Last year-June	Total YTD	% Total	Perc. Change Last Year - YTD
City Street	136	89%	1%	778	89%	0%
Priv. Prop	14	9%	56%	79	9%	1%
Other	2	1%	0%	14	2%	40%
Traffic	101	66%	11%	573	66%	-2%
Patrol	51	34%	-7%	299	34%	6%
Total	152		4%	871		0%

## COMPARATIVE BREAKDOWN BY YEAR

	2001 YTD	2002 June	2002 YTD	% Change
Number of Property Only Accidents	642	118	647	1%
Number of Injury Accidents	225	34	224	0%
Number of Persons Injured	282	51	303	7%
Number of Pedestrian Accidents	25	2	26	4%
Number of Bicycle Accidents	7	1	6	-14%
Number of Fatality Accidents	1	0	0	-100%
Number of Deaths	1	0	0	-100%
Number of Hit and Run Accidents	120	15	135	13%
Number of DUI Accidents	27	5	25	-7%





# TRAFFIC

## DUI ARRESTS June-02

### PATROL ARRESTS

Operhart	3
Blumenschine	3
Naumec	1
Ingram	1
Black	1
Spingler	1
Ward	1
Steppe	1
Jenks	1
Cook	1

### TRAFFIC ARRESTS

Demetre	6
Corey	1
Asheim	1

TRAFFIC TOTAL	14
PATROL TOTAL	8
DUI ARRESTS	22

TRAFFIC JUNE-01	18
PATROL JUNE-01	16
TOTAL JUNE-01	34

### YEAR TO DATE ARRESTS

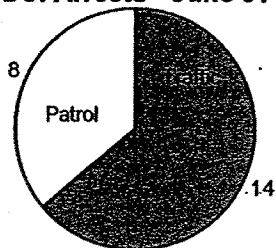
TRAFFIC	51
PATROL	107
TOTAL	158

### YEAR TO DATE - 2001

TRAFFIC	121
PATROL	74
TOTAL	195

### ARRESTS MADE DURING DUI EMPHASIS PATROLS (NUMBERS ARE INCLUDED IN YEARLY TOTALS)

DUI Arrests - June 01



DUI Arrests - Year to Date

