


**POLICE TRAFFIC OPERATIONAL SUMMARY
FOR THE
1990 CALENDAR YEAR**



FORWARD

This report was prepared by the Bellevue Police Department Traffic Section and is intended to summarize Police Traffic Operations for the 1990 calendar year.

TABLE OF CONTENTS

<u>TITLE</u>	<u>PAGE</u>
Table of Contents	3
Organizational Chart (Traffic)	4
Executive Summary	5
Introduction	6
Traffic Section Profile	7
Traffic Accidents	8
Total Accidents	8
Persons Injured	9
Fatal Accidents	9
Pedestrian Accidents	11
Bicycle Accidents	11
Monetary Loss	12
Hit and Run Accidents	12
DWI Accidents	13
Traffic Enforcement	14
Traffic Enforcement Program	14
Traffic Patrol	14
Total Citations	15
Traffic Section Enforcement	16
Enforcement Program Comparison	17
DWI Enforcement	18
Hit and Run Investigation	19
Parking Enforcement	20
Post Accident Enforcement	20
Other Enforcement Concerns	21
Calls for Service	22
Special Events	22
Traffic Safety	22
Annex A - Summary: 1988 Annual Traffic Statistics	23

1990 TRAFFIC SECTION ORGANIZATION

SPECIAL ASSIGNMENTS DIVISION
DEPUTY CHIEF

TRAFFIC COMMANDER

TRAFFIC SECRETARY

ACCIDENT INVESTIGATIONS LT.

ENFORCEMENT LT.

2 TECHNICAL AI OFFICERS - VANS

8 MOTORCYCLE OFFICERS

5 AI/ENFORCEMENT OFFICERS - CARS

1 TECHNICAL AI DETECTIVE

1 PARKING ENFORCEMENT P.S.O.

EASTSIDE DWI TASK FORCE
COORDINATOR

**POLICE TRAFFIC OPERATIONAL SUMMARY
FOR THE
1990 CALENDAR YEAR**

EXECUTIVE SUMMARY

The following are statistical highlights for 1990.

- o 1,806 accidents were reported in 1990, a 20 percent decrease compared to 1989. The approximate yearly average since 1980 has been 2,196 accidents. Traffic investigated 82 percent of the total accidents. A total of 1,562 accident causing citations were issued.
- o 25,878 total traffic citations were issued, with traffic accounting for 92 percent of the total.
- o The number of persons injured in 1990 decreased by 3 percent compared to 1989. The yearly average since 1980 has been 752 injuries with a high of 816 in 1981. In 1990, 772 injuries were reported. However, there were actually 550 injury accidents causing the 762 injuries.
- o There were three fatalities in 1990 compared to three in 1989.
- o 435 DWI arrests were made in 1990, a zero percent increase compared to 1989. DWI accidents decreased by 7 percent. None of the three fatalities involved a drinking driver.
- o Traffic Officers handled 1,957 parking complaints and 1,244 miscellaneous traffic complaints in 1990.
- o The traffic section planned, coordinated and participated in 9 major 1990 special events.

INTRODUCTION

The purpose of the Bellevue Police Traffic Section is to reduce traffic accidents and injuries and to facilitate the safe and expeditious flow of vehicular/pedestrian traffic by encouraging the public's voluntary compliance with traffic regulations. This goal is accomplished through a combination of education, engineering, and enforcement.

The following summarizes 1990 traffic section activities and compares 1990 to past years.

1990 TRAFFIC SECTION PROFILE

The Bellevue Police Traffic Section is part of the Special Assignments Division. During 1990, the traffic section was commanded by a Major, staffed by two Lieutenants and 16 commissioned officers and one records specialist.

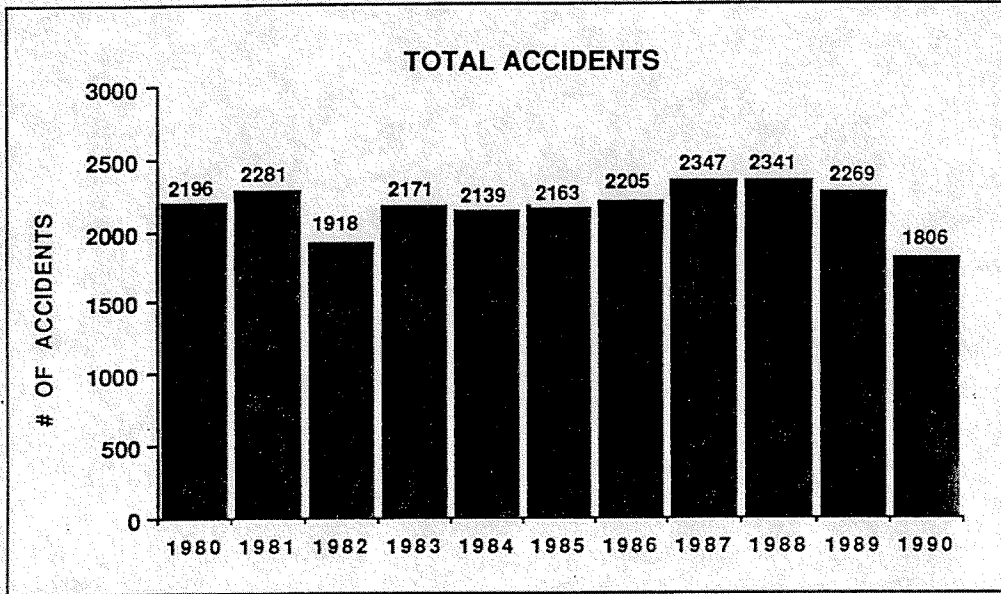
Traffic personnel averaged 15-1/2 years of police service and 3-1/2 years of college education.

The Eastside DWI Task Force coordinator (civilian) is part of the police department on a yearly state grant program. The traffic lieutenant is the grant project director for the city.

TRAFFIC ACCIDENTS

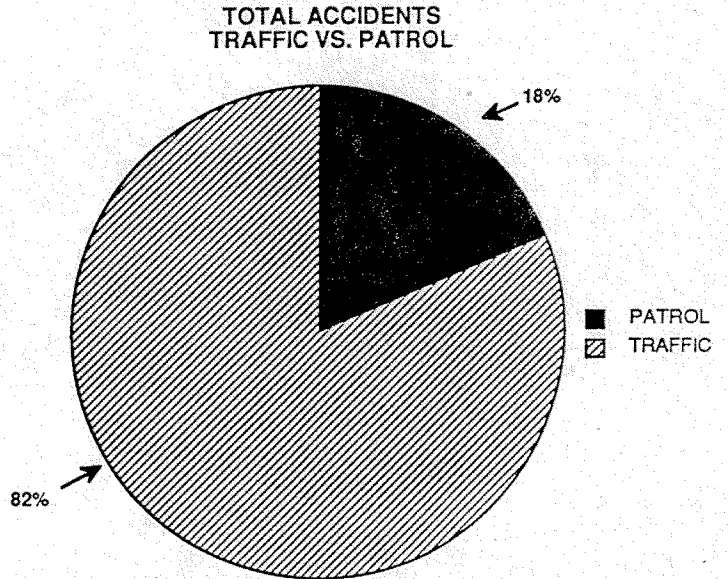
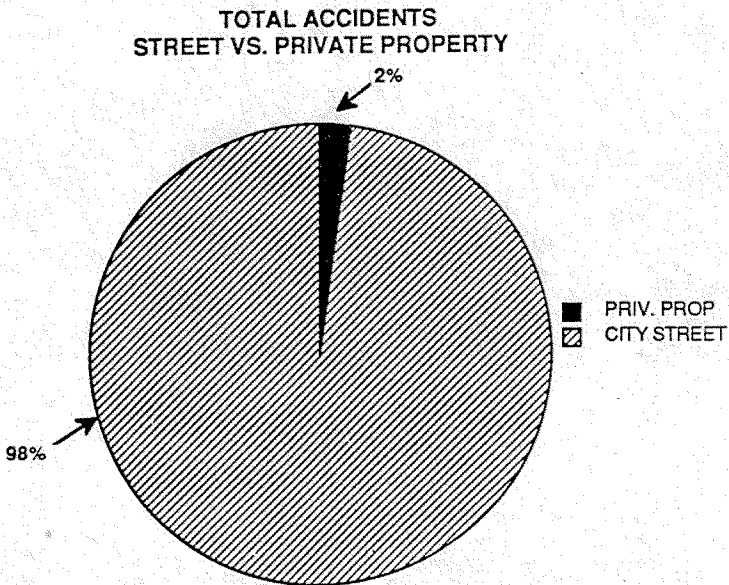
TOTAL ACCIDENTS

During 1990, police investigated 1,806 accidents, a 20% decrease compared to 1989.



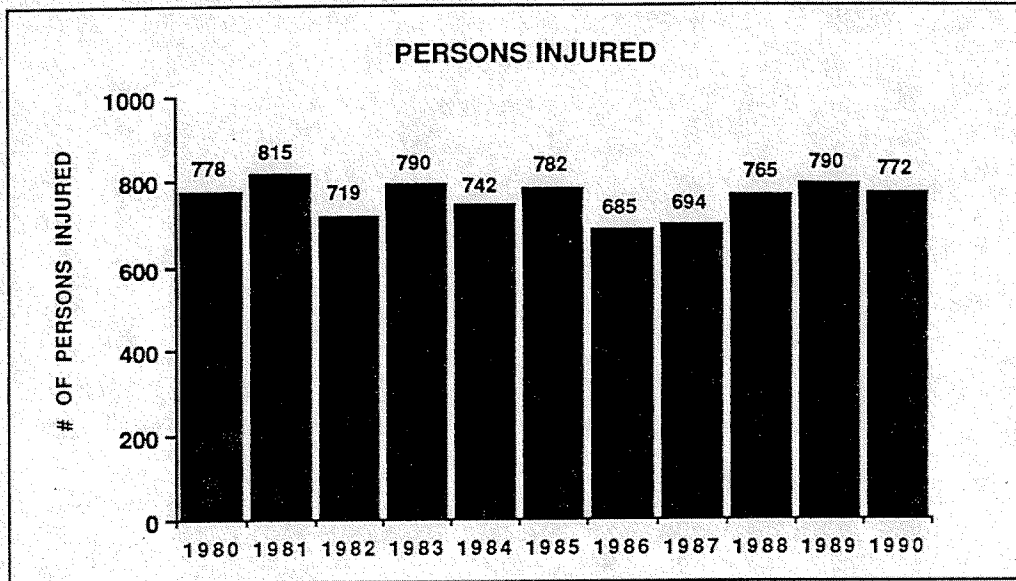
Of the 1,806 accidents investigated, 95 percent occurred on city streets and 5 percent occurred on private property.

Traffic investigated 82 percent and patrol 18 percent of the total.



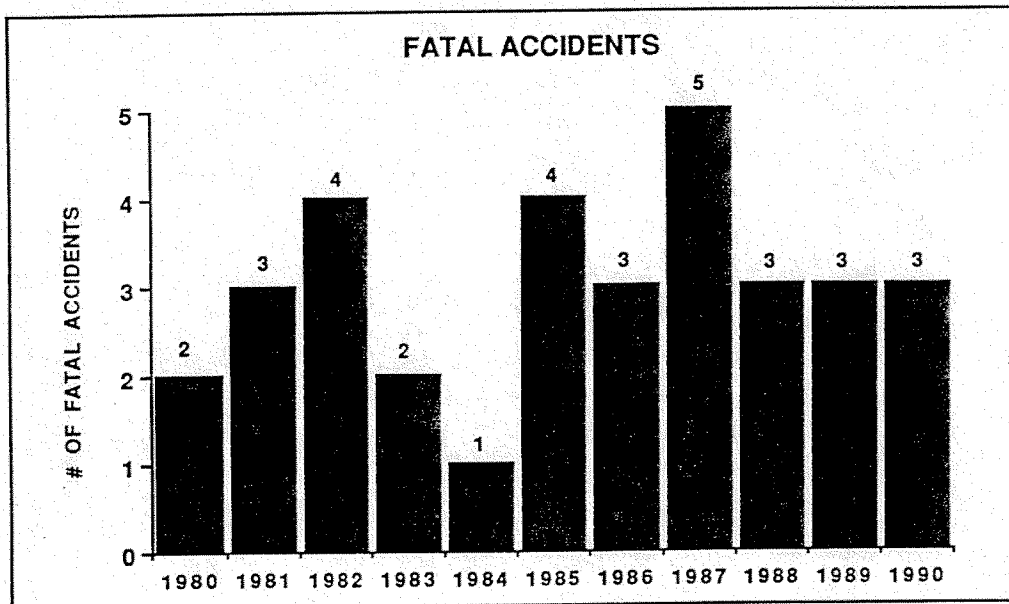
PERSONS INJURED

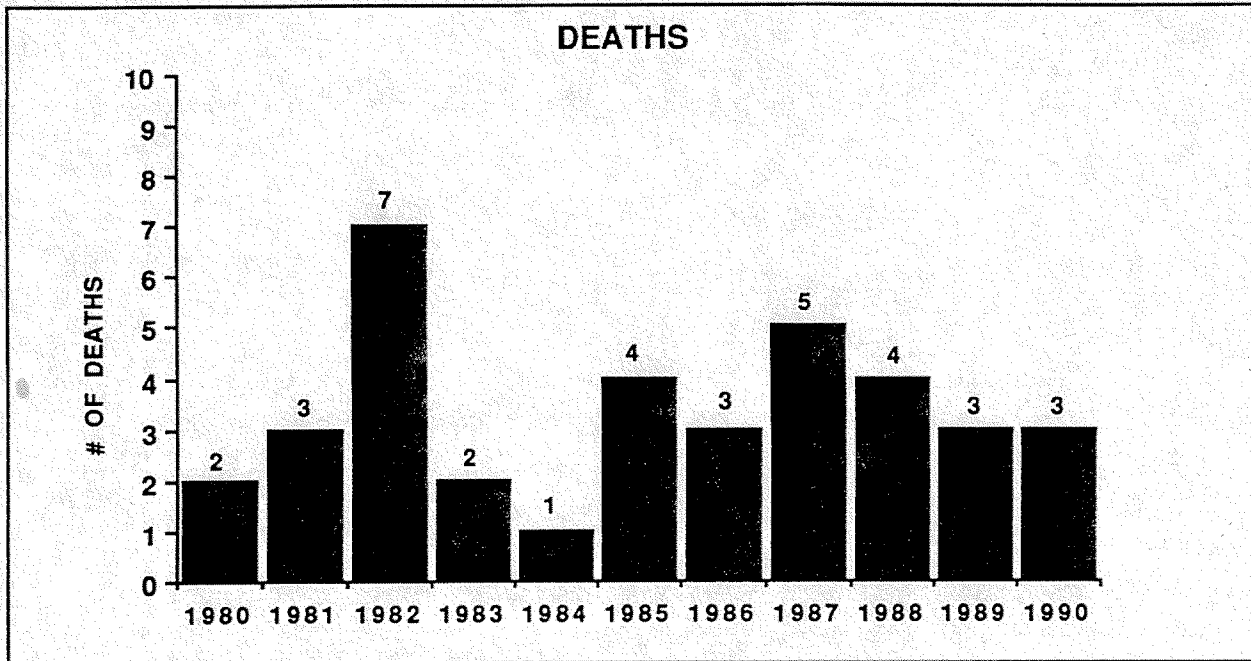
772 people were injured in 1990, a 2 percent decrease compared to 1989. Number of injury accidents were 550, which is a 3% decrease from 1989.



FATAL ACCIDENTS

There were three fatal accidents in 1990 which resulted in three deaths. None of the fatal accidents involved a drinking driver.





1990 Fatal Accident Synopsis

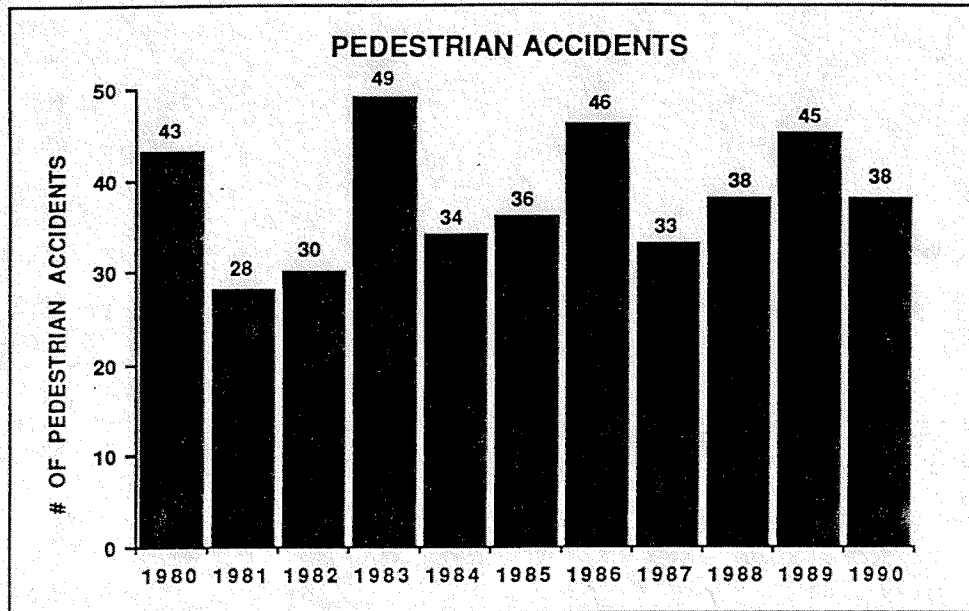
July 27, 1990, 1310 hours. An 82-year-old Bellevue, Wa. resident was killed in a two-car collision occurring at the intersection of 92nd Avenue N.E. and N.E. 10th. The victim vehicle was eastbound on N.E. 10th and failed to stop for the stop sign. Her vehicle was struck by a southbound vehicle. The victim expired on 08-02-90 as a result of injuries suffered in the collision.

September 7, 1990, 1426 hours. An 8-year-old Bellevue, Wa. resident was killed at the intersection of 164th N.E. and Northup Way. The victim, a pedestrian, was crossing the roadway southbound against the red light and the red "Don't Walk" signal. The victim was then struck by a vehicle going eastbound on Northup Way.

September 27, 1990, 1615 hours. A 91-year-old Bellevue, Wa. resident was killed at the intersection of 134th Avenue N.E. and the Bel-Red Road. This intersection is non-signalized, but has a clearly marked crosswalk. The victim was a pedestrian crossing the roadway, believed to be in the crosswalk, and was struck by a school bus that was turning left from westbound Bel-Red Road to southbound 134th Avenue N.E.

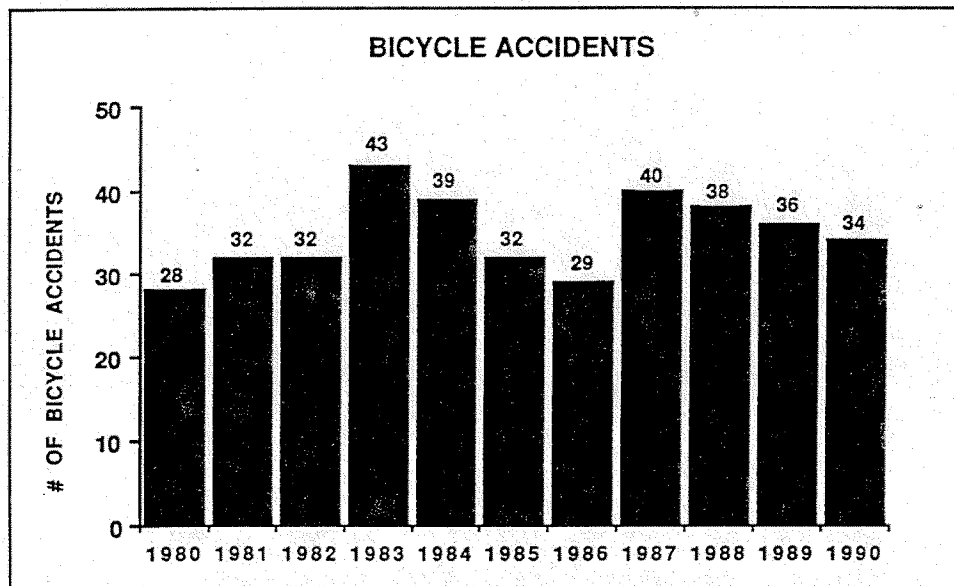
PEDESTRIAN ACCIDENTS

38 pedestrian accidents were reported in 1990, a 15 percent decrease compared to 1989. Reduction of pedestrian accidents continues as a priority with traffic. In particular, officers assigned to the central business district focus on appropriate enforcement and education of both the motorist and pedestrian.



BICYCLE ACCIDENTS

34 accidents involving bicycles were reported in 1990, a 5 percent decrease compared to 1989.



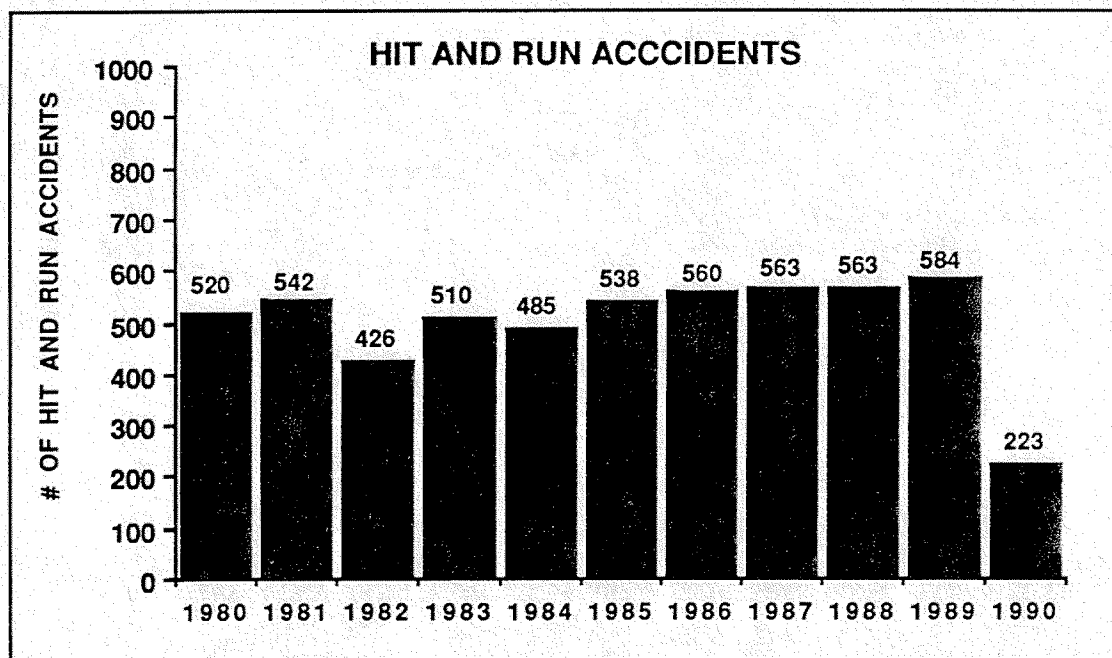
MONETARY LOSS

Monetary loss is calculated by totaling the estimates provided on the initial accident report and includes vehicle damage as well as damage to other property; for example, objects struck during collision. Monetary loss does not include medical costs, etc. Because this is an initial estimate the total is a conservative figure.

<u>Monetary Loss</u>		
<u>1989</u>	<u>1990</u>	<u>Change</u>
\$5,271,927	\$4,867,965	- 7%

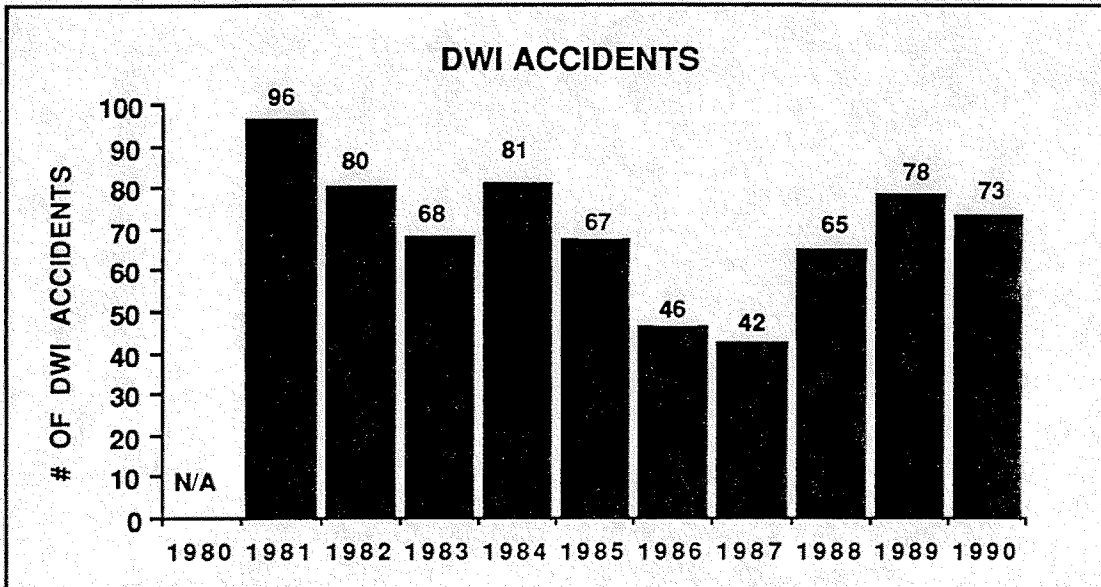
HIT AND RUN ACCIDENTS

The traffic section continues to take reports of hit and run accidents brought to our attention and conduct follow-up investigations on those with investigative leads. There were 223 reported in 1990, a 61 percent decrease compared to 1989. In 1990 the Police Department discontinued investigating private property accidents.



DWI ACCIDENTS

73 accidents were reported that resulted in the arrest of a drinking driver, a 7 percent decrease compared to 1989. There were also 362 additional DWI arrests made prior to collisions occurring.



TRAFFIC ENFORCEMENT

TRAFFIC ENFORCEMENT PROGRAM

Traffic enforcement is the strength of the Traffic Section's accident prevention program. Components of the enforcement program include:

- o Active, visible patrol
- o Aggressive enforcement in three categories:
 - Selective enforcement;
 - Complaint enforcement; and
 - Other.
- o DWI Enforcement
- o Hit and Run Investigation
- o Parking Enforcement
- o Post Accident Enforcement
- o Other Enforcement Concerns

TRAFFIC PATROL

In 1990, Traffic Officers worked a total of 29,262.5 hours. Subtracting the number of hours spent on calls for service, left 12,852.5 hours of patrol. Patrol time was primarily directed at selective and complaint enforcement areas. Traffic section's enforcement index is obtained by dividing the total number of enforcement citations by total patrol hours. Enforcement citations exclude post accident and parking tickets. Traffic's 1990 Enforcement Index was 1.0, or 1.0 citations per hour of patrol.

